

# Transport properties of 1T- Vanadium diselenide

C S Yadav<sup>1</sup> and A K Rastogi<sup>2</sup>

School of Physical Science, Jawaharlal Nehru University, New Delhi-110067, India.

E-mail: 1: shekharjnu@gmail.com, 2: akr0700@mail.jnu.ac.in

Corresponding Author: C S Yadav

## *Abstract*

In this paper, we discuss our results about the transport properties (Electrical resistivity, Thermopower and Hall coefficient) of the 1T-VSe<sub>2</sub> single crystals. We observed a very sharp transition at 110K, which was attributed to the formation of the charge density wave (CDW). The Thermoelectric power of 1T-VSe<sub>2</sub> has been measured for the first time from 300K to low temperature 15K, well below the incommensurate and commensurate CDW region. Hall coefficient of our 1T-VSe<sub>2</sub> crystal shows an extraordinary increase below the CDW transition, and its value at 15K increases to ~40 times of the room temperature value.

Key words: Transition Metal dichalcogenides, Transport properties.

PACS: 72.80.Ga, 71.45.Lr, 75.20.Hr, 72.15-v

## Introduction

Among the dichalcogenides of the transition metal, 1T-VSe<sub>2</sub> is known to possess some peculiar properties. Therefore it has generated a lot of interest during the last two decades, yet there is no consensus about the nature of its well observed 110K transition. The Low temperature studies of 1T-VSe<sub>2</sub> suggest it a narrow band conductor with exchange enhanced susceptibility. So unlike the other transition metal dichalcogenides, the electron-electron correlations become very important in its case. The transport properties at the 110K transition in 1T-VSe<sub>2</sub> are in total contrast to the sharp anomalies found in iso-structural 1T-TaS<sub>2</sub> and 1T-TaSe<sub>2</sub> compounds of trigonal symmetry [1]. Whereas the transitional behavior of 1T-VSe<sub>2</sub> is very similar to that of more covalent polytypes of 2H-variety of NbSe<sub>2</sub>, TaS<sub>2</sub> and TaSe<sub>2</sub>, though it has different structure and has narrow d electron bands, which reflects the dominance of the similar scattering effects in their transport properties, irrespective of Fermi surface topology and nesting vectors in different polytypes [2].

Various studies have attributed this 110K transition to the formation of charge density wave (CDW). But in this compound, the detailed characterization of CDW distortion, its phasing in different lattice directions, the location of the onset and commensurate-distortions temperatures  $T_0$  and  $T_d$  etc., has been controversial. A succession of incommensurate superlattice were observed much above 110K in an electron diffraction study [3], and a drop in the magnetic susceptibility with hysteresis much above 110K was also subsequently reported [1]. The Nuclear magnetic resonance (NMR) study of CDW state showed a clear pre-transitional broadening of the <sup>51</sup>V quadrupole satellites and <sup>77</sup>Se resonance line [4, 5]. A detailed account of the lattice distortions observed in different studies has been given by K. Tsutsumi and they also reported for

the first time a new unusual superstructure at the onset temperature 110K that is commensurate ( $4a \times 4a$ ) in the plane of layers, but incommensurate perpendicular to it [6, 7].

Although the anomalies in resistance and Hall coefficient are quite clear, a slight reduction in the 110K transition temperature with intercalate atoms is found [8]. These anomalies become rather weak in the magnetic susceptibility, and are controversial in the structural properties. On the other hand, no anomalies could be seen in specific heat results [9, 10]. The application of external pressure enhances the CDW anomalies and transition temperature shifts to higher temperature. This has been explained by Friend and Jerome, as due to the broadening of d-band of V, and the reduction in the coulomb repulsion effects on CDW [11]. The substitutional doping of Nb also induces the same effects, and the magnetic susceptibility results show an increase in transition temperature to 220K for 1.5% of Nb [12]. Up to 1.5% excess of V at the van der Waals sites, does not affect the CDW transition. Similar result has also been observed by us, where up to 5% intercalation of Fe does not affect the transition, and are discussed in the chapter 4 of this thesis. Thus we can conclude that the CDW transition in 1T-VSe<sub>2</sub>, is very robust in nature.

### **Sample Preparation**

We prepared the compound by the reaction of the elements, V (99.7%) chips and Se (99.999%) granules at 650<sup>0</sup>C for five days, in the evacuated quartz tube. We took 5% excess Se, to achieve the proper stoichiometric ratio, as VSe<sub>2</sub> is known to form metal rich. The reacted charge was then grounded and pelletized at 5 ton pressure, and again kept inside the furnace at temperature gradient of 650-750<sup>0</sup>C, for 15 days. We got a large quantity of single crystal flakes of different size at the low temperature side of the tube. The value of RRR found for these crystals, ranges

from 8 to 28. Our RRR value of 28, is equal to that obtained by Toriumi et.al in their crystal, prepared using V wires, and is the highest of all known VSe<sub>2</sub> flakes.

### **Electrical Resistivity**

We measured the electrical resistance of the 1T-VSe<sub>2</sub> single crystals. All the flakes show presence of the well known 110K transition, albeit at different temperatures. In the figure 1, we have shown the results for the crystal flakes of different residual resistivity (RRR) value. The curves marked as 1, 2, 3, and 4, represent the crystal flake with RRR values 28, 16, 15, and 8 respectively. Like the previous studies, the onset temperature ( $T_o$ ), where resistivity deviates from its linear temperature dependence was found to vary from 109 to 144 in our crystal flakes. However the  $T_o = 144K$ , in one of our flake is the highest of all reported values, and that is too in the flake with low RRR value (impurity induced strains facilitate the crystal distortion at a higher temperatures).

***Hysteresis of Transition:*** For our crystal flake marked as 1 in the figure, we observed a hysteresis around the transition. Similar feature has also been observed by Disalvo and Waszczack, in their susceptibility measurement of 1T-VSe<sub>2</sub> around 145K-150K [9]. However we could not find any such hysteresis in our other polycrystalline and single crystals of low RRR value. For the crystal prepared by Toriumi et.al. , which was prepared using vanadium wires and has same RRR value of 28 as of our crystal, no hysteresis is reported. We can say that this hysteresis like feature found in the flake obtained at gradient, 750-650<sup>0</sup>C [CSY], and 700-630<sup>0</sup>C [Disalvo et.al., 9], but not in the crystals prepared at 650-500<sup>0</sup>C [Levy et.al., 8], is very much dependent on the preparation conditions. Schneemayer et.al, proposed from their study that the samples prepared at 650<sup>0</sup>C, in presence of excess Se, form in proper stoicheometric composition

[12]. Variation from these conditions, leads to the metal rich phase, with extra vanadium going to the van der Waals gap between the layers. This Hysteresis found in the resistivity of sample 1, may be due to the presence of extra vanadium, at intercalated sites, and shows resemblance with the hysteresis in resistivity in the pellets of more than 10% Fe intercalated  $VSe_2$ , which is discussed in the chapter 4. However In one crystal flake of  $VSe_2$ , which was intercalated with the unknown amount of Fe, we could not find the presence of any hysteresis.

**Comparison with Polycrystals:** In the figure 2, we have shown the resistance behavior of the  $VSe_2$  crystal flake and polycrystalline pellet. We have plotted the  $(R - R_{T=0K})/R_{T=300K}$  versus temperature in the logarithmic scale to compare their behavior. The onset temperature  $T_o$  in the polycrystalline sample was found to be 100K, which is lower than 110K, as found in our crystals, but much higher than 70K, as reported by Thomson et.al. [14]. As seen from the figure the behavior of crystal and pellets follow similar behavior above  $T = 200K$ , indicating thereby the similar scattering mechanism at higher temperature.

The compounds with high RRR value were found to have higher value of resistivity. Similar effect has also been observed by Toriumi et.al and Levy et.al. [1, 8]. This exhibits the failure of the Matthiessen rule in this compound. Toriumi et.al. found  $T^4$  and  $T^3$ , dependence in the temperature regime 5K-15K and 15K-40K, respectively. They argued that the  $T^4$  dependence can be manifested into the typical phonon scattering induced  $T^5$  dependence in the higher quality sample. Bayard et.al [13] found the dominance of electron-electron scattering ( $T^2$  dependence). However in all of our samples  $\sim T^{3/2}$  dependence was observed for all the flakes, irrespective of their different RRR values. These different temperature dependences of resistivity do not have any relevance, if the different defects also show their dependence on the temperature, and so Matthiessen rule get violated in these circumstances.

## Thermoelectric Power

We measured the thermoelectric power of the VSe<sub>2</sub> crystal flakes from 15K-300K, the result is shown in the figure 3 along with the resistivity curve. The 110K transition, as observed in electrical and magnetic properties of the VSe<sub>2</sub>, becomes sharper in TEP plot, and shows a sharp rise in the temperature region 110K-70K. previous studies has reported this region to be of incommensurate CDW 110K to commensurate CDW state [1, 14-16]. This kind of behavior in TEP is quite possible for such system where electronic transition leads to the change in the density of carriers around the Fermi surface. The positive thermopower of VSe<sub>2</sub>, confirm the presence of the hole pockets in the narrow d bands, as being calculated from the band structure studies [17,18]. As seen from the figure 3, both thermopower and electrical resistivity, of the compound, show the linear temperature dependence, above the 110K transition and thus confirm the metallic like transport in the plane of the flake.

In the inset of figure 3, we have shown the thermopower of our VSe<sub>2</sub> flake along with that measured by Bruggen et.al. for their crystal flake and polycrystalline pellet [19]. As seen from the figure our result shows sharper variation in around the transition. However the value of Seebeck coefficient is found to be 15μV/K, which is in between the 18μV/K and 11μV/K for the Bruggen's polycrystalline pellet and crystal flake respectively [19]. The nature of this transition in thermopower seems to be highly sensitive to the quality of the sample, as the sharpness of transition get diminished in pellets, and completely vanished for 2% intercalation of Fe atoms. The results of Fe intercalation are shown in the later part of this paper.

Thermopower  $S$  is intimately related to the energy dependence of the electrical conductivity  $\sigma(\varepsilon)$  as shown below, for the electron diffusion contribution.

$$S = \frac{\pi^2}{3} \left( \frac{k}{e} \right) kT \left( \frac{\partial \ln \sigma(\varepsilon)}{\partial \varepsilon} \right)_{\varepsilon = \varepsilon_F}$$

where

$$\sigma(\varepsilon) = \frac{e^2 h^3 \Omega}{4\pi^2 m^2} \cdot |D_{\varepsilon}|_{av}^2 \cdot \{N(\varepsilon)\}$$

$|D_{\varepsilon}|_{av}$ , is the transition matrix averaged over all the states at energy,  $\varepsilon$ .

A positive thermopower can result for hole type pockets at the Fermi surface i.e. when  $\left. \frac{dN(\varepsilon)}{d\varepsilon} \right|_{\varepsilon_F}$  is negative (here  $N(\varepsilon)$  is the density of state), or also if the electrons of higher energy in the d band of vanadium are scattered more (lower smaller relaxation time  $\tau$ ), than those of lower energy.

In the relaxation time approximation  $\sigma(\varepsilon)$  can be written as

$$\sigma(\varepsilon) = \frac{2}{3} e^2 \sum_s n_s(\varepsilon) \overline{v_s^2(\varepsilon) \tau_s(\varepsilon)}$$

$n_s(\varepsilon)$  is the number of electron states in sheet  $s$  of energy  $\varepsilon$  and bar denotes the mean value.  $V_s(\varepsilon)$  and  $\tau_s(\varepsilon)$  are respectively velocity and relaxation time of electrons in sheet  $s$ .

This gives

$$S = \frac{\pi^2}{3} \cdot \frac{k}{e} \cdot kT \left( \frac{d \ln n(\varepsilon)}{dE} + \frac{d \ln v^2(\varepsilon)}{dE} + \frac{d \ln \tau(\varepsilon)}{dE} \right)$$

Above argument based on the Mott's relation for electron diffusion thermopower are valid for normal elastic scattering of electrons, where scattered electrons remain on the same sheet of constant energy. In our highly correlated electronic solids with charge and spin density fluctuation the scattering events would be dominated by the inelastic events, with the energy exchange with the localized fluctuations of charge or spin density. It is known that, as in Kondo effects, the thermopower is strongly enhanced with a complex temperature dependence, which is seen in our crystal flake in the low temperature region.

## Hall Coefficient

Hall coefficient was measured on the hexagonal shape, 8  $\mu\text{m}$  thick, crystal flake of  $\text{VSe}_2$ , in the magnetic field  $H = 8 \text{ kOe}$  and the transverse current  $I = 10\text{mA}$ . The results are shown in the figure 4, along with the electrical conductivity. Data were taken, at every set temperature value, after switching the magnetic field and current in both directions. The Hall coefficient, was found to decrease sharply on warming to near 110K transition. The large changes in the Hall coefficient near CDW transition is similar to as observed for second and third row transition metals  $\text{NbSe}_2$  and  $\text{TaS}_2$  at CDW transition. The value of Hall coefficient at 15K was found to  $4.2 \times 10^{-3} \text{ cm}^3/\text{coulomb}$ , which can be compared to the values of  $R_H$ , found by others at 4.2K:  $1 \times 10^{-3} \text{ cm}^3/\text{coulomb}$  [Thomson et.al. 14],  $2 \times 10^{-3} \text{ cm}^3/\text{coulomb}$  [Bayard et.al, 13] and  $3 \times 10^{-3} \text{ cm}^3/\text{coulomb}$  [Bruggen et.al., 15].

In  $\text{VSe}_2$  this can be understood as follows; 1T- $\text{VSe}_2$  has a very narrow d conduction band. The s and p valence bands have almost same energy to d band and so these bands overlap. In the process some hole states get generated in the Se valence band

The strong temperature dependence of  $R_H$  in  $\text{VSe}_2$  can be understood in terms of mixed conduction, where electrons on different parts of the Fermi surface have wave functions of different character (s-like, p-like, d-like etc.). This is consistent with the band structure calculations where a very narrow d-band of vanadium is shown to overlap s-p band originating from valence electrons of Se. This will generate small amount of hole pocket at the Fermi surface. At high temperature the Hall coefficient seems to be dominated by these high mobility and low density holes and compensate effectively the Hall contribution from the electrons.



The large increase in the Hall coefficient on cooling is related to the CDW- instability which causes band gaps at the lattice distortion wave vectors. The explanation of the positive sign of the Seebeck coefficient throughout the measured temperature range is not easy to answer.

## **Conclusion**

We prepared the 1T-VSe<sub>2</sub> single crystals and have confirmed the presence of the CDW transition at 110K for high quality crystal flakes, by electrical resistivity and thermopower measurement. Low temperature resistivity measurements shows the violation of Matthiessen rule in this compounds, since the flake of high conductivity shows low value of residual resistivity ratio, where the defects contribution also shows temperature dependence. For the crystals with low RRR value 7.5, CDW onset temperature was found to be at 144K in resistivity measurement, where the presence of different scattering and impurities might be enhancing the overlapping of the bands, similar as the effect of pressure on the CDW transition [20]. For the high quality crystal with RRR value 28, a small hysteresis is observed around 110K transition. The thermopower measurement on the good quality (higher RRR value) VSe<sub>2</sub> flakes has been done for the first time. It is positive with metal like Temperature dependence and shows a sharp peak like anomaly around the CDW transition 110K, and shows a perfect metal like conduction above the transition temperature. The value of Hall constant is negative and rises to about 40 times in the transition region.

## **Acknowledgement**

CSY acknowledges Council of Scientific and Industrial Research (CSIR), India, for the Senior Research Fellowship.

## References

1. A. Toriumi and S. Tanaka, 1981, *Physica B*, 105, 141.
2. M Naito and S.Tanaka, 1982, *J. Phys. Soc. Jpn.* 51, 219 and 228.
3. J.van Landauyt, G. A. Wiegers and S. Amelinckx,1978, *Phy. Stat Sol (a)* 46 , 479.
4. V. Skripov, D. S. Sibirtsev, Yu. G. Cherepanov and B. A. Alekshashin, , 1995, *J. Phys: Condens. Matter* 7, 4479.
5. A.V. Skriopov, A. P. Stepanov, A. D. Shevchenko and Z. D. Kovalyuk, *Phys. Stat.Sol (b)* (1983) 401.
6. K. Tsutsumi, 1982, *Phys. Rev B*, 26,5756.
7. K. Tsutsumi, T. Sambongi, A. Toriumi and S. Tanaka, 1980, *J. Phys. Soc. Jpn* , 49 , 837 (1980).
8. F. Levy, 1979, *J. Phys. C: Solid State Phys*, 12, 37725, (1979).
9. F. J. DiSalvo and J.V. Waszczak, 1981, *Phys. Rev. B* 23, 457 (1981).
10. J. M. E. Harper, T. H. Geballe and F. J. Disalvo, 1977, *Phys Rev B* 15, 2943 (1977).
11. R. H. Friend and D. Jerome, D. M. Schleich and P. Molinie,1978, *Solid State Commun* 27,169 (1978).
12. L.F. Schneemeyer, A. Stacy and M.J. Sienko;1980 *Inorg. Chem*, 19, 2659.
13. M.Bayard and M.J. Sienko, 1976, *J. Solid State. Chem.* 19, 325 (1976).
14. A.H. Thomson and B.G. Silbernagel, 1979, *Phys. Rev. B* 19, 3420.
15. C.F. Bruggen and C.Haas, 1976, *Solid State Commun.* 20, 251.
16. H. Mutka and P Molinie, 1982, *J. Phys. C. solid state Phys.*15, 6305.
17. H. W. Myron, 1980, *Physica* 99B, 243.
18. A. Zunger and A. J. Freeman, 1978, *Phys. Rev. Lett.* 40, 1155.

19. C.F. van Bruggen, J. R. Bloembergen, A. J. A. Bosalberink and G.A. Wiegers, 1978, *J. Less Common Metals*, 60,259.
20. R. H. Friend and D. Jerome, D. M. Schleich and P. Molinie, 1978, *Solid State Commun* 27,169.

## Figure Captions:

**Figure 1** Low temperature Resistance plots for the 1T-VSe<sub>2</sub> crystal flakes. Curve marked as 1, 2, 3 and 4 represents the flakes with RRR values 28, 16, 15 and 8 respectively.

**Figure 2** Temperature dependence of the resistance of VSe<sub>2</sub> crystal flake and polycrystalline pellet, after normalized at room temperature and subtracting the residual resistance value ( $R_{T=0K}$ ).

**Figure 3** The Seebeck coefficient and the electrical resistivity of the VSe<sub>2</sub>, shows the similar temperature dependence above 110K, and a sharp anomaly at 110K. In the inset of the figure, we have plotted the TEP of our crystal (marked as B), along with the TEP of polycrystalline pellet (marked as A) and crystal flake (marked as C) of Bruggen et.al. [19].

**Figure 4.** Hall coefficient of the 1T-VSe<sub>2</sub> measured on the crystal flake, shows a sharp rise at the CDW transition.

Figure 1

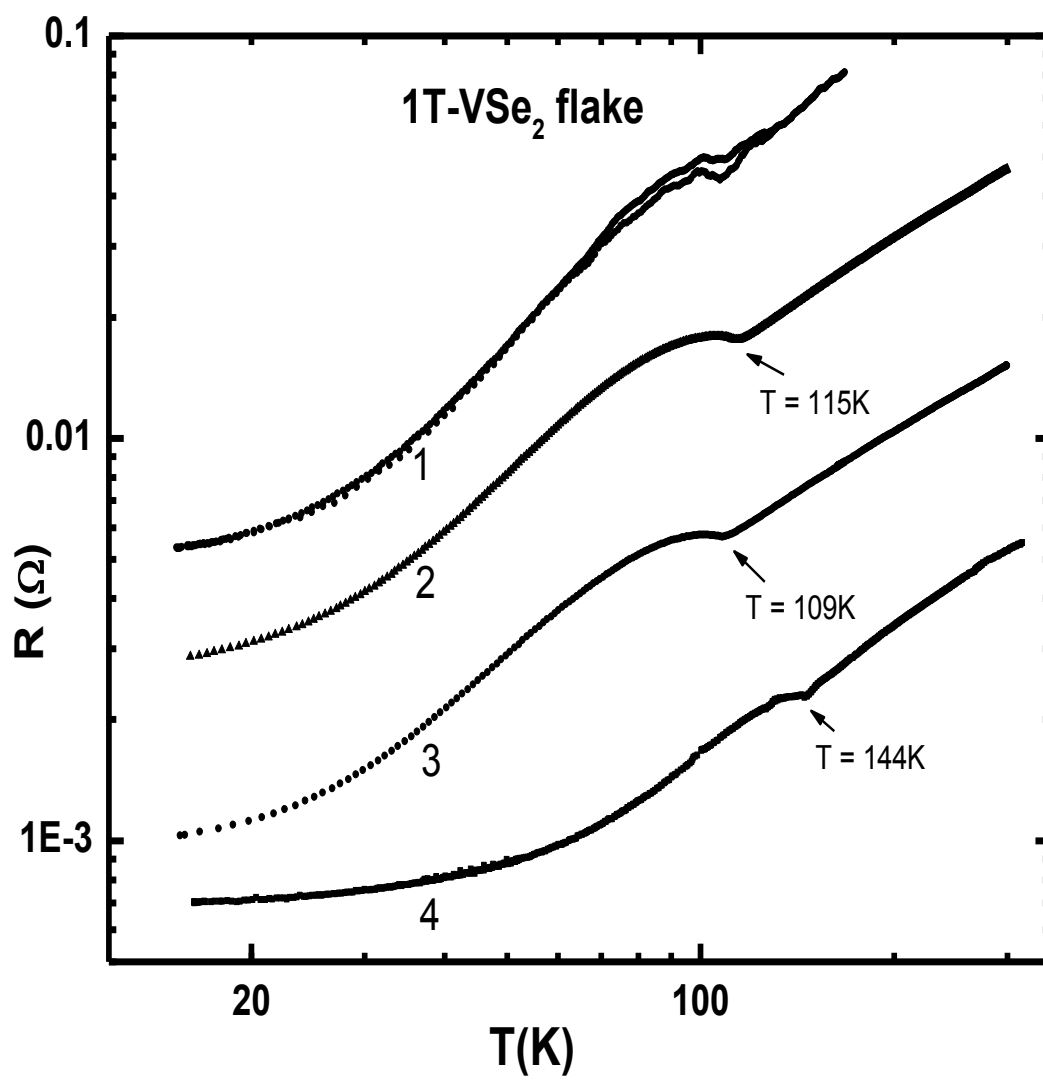


Figure 2

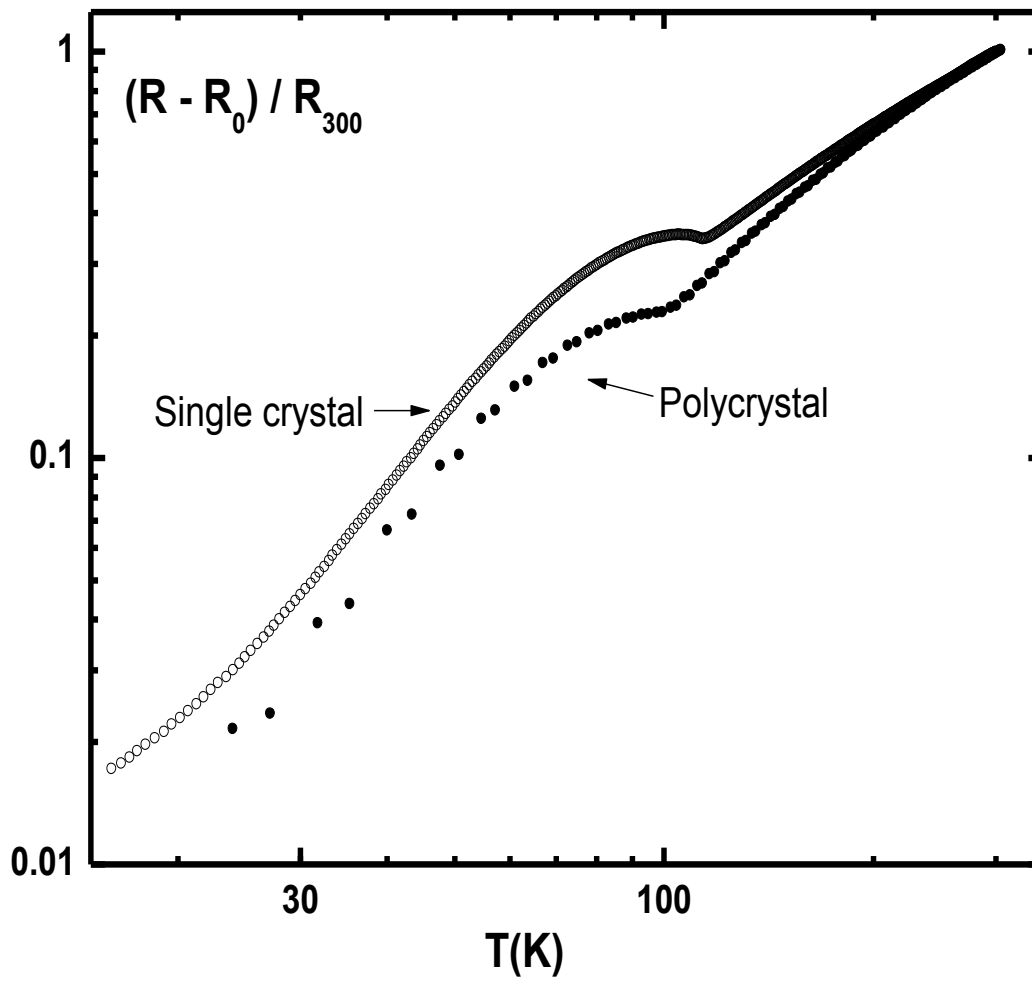


Figure 3

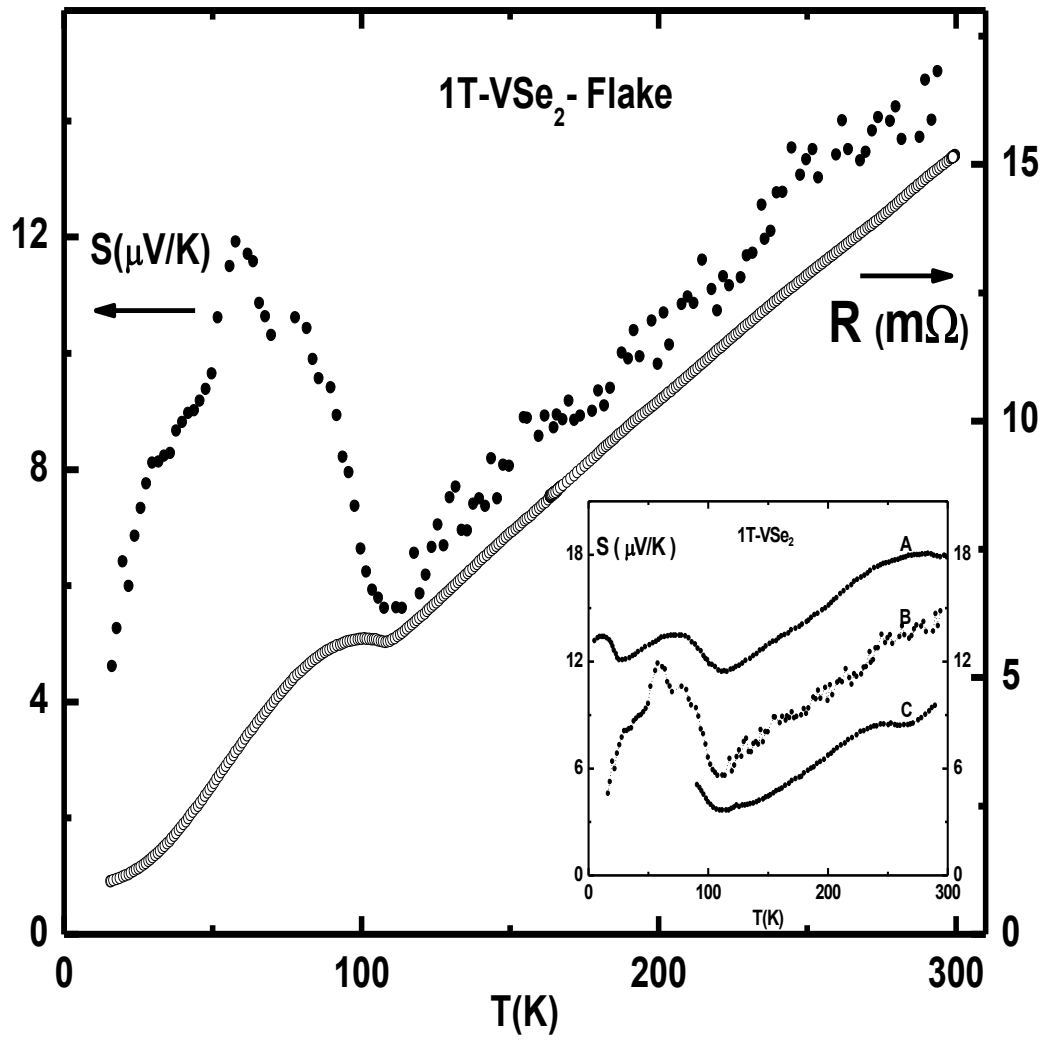


Figure 4

