

Proximity of LaOFeAs to a magnetic instability

I. Opahle, H. C. Kandpal, Y. Zhang, C. Gros, and R. Valentí
*Institut für Theoretische Physik, J. W. Goethe-Universität Frankfurt,
 Max-von-Laue Strasse 1, 60438 Frankfurt/Main Germany*
 (Dated: February 16, 2019)

We investigate the effect of external pressure on the Fe magnetic moment in undoped LaOFeAs within the framework of density functional theory and show that this system is close to a magnetic instability: The Fe moment is found to drop by nearly a factor of 3 within a pressure range of ± 5 GPa around the calculated equilibrium volume. While the Fe moments show an unusually strong sensitivity to the spin arrangement (type of anti-ferromagnetic structure), the low temperature structural distortion is found to have only a minor influence on them. Analysis of the Fermi surface topology and nesting features shows that these properties change very little up to pressures of at least 10 GPa. We discuss the magnetic instability in terms of the itineracy of this system.

PACS numbers: 74.70.-b, 74.25.Ha, 74.25.Jb

The discovery of high T_c superconductivity in fluorine doped LaOFeAs¹ with a critical temperature T_c of about 26 K has stimulated an enormous interest in these compounds. Shortly after this discovery it became clear that a whole family of related compounds shows superconductivity at elevated temperatures. Substitution of La by other rare earth elements increases T_c up to about 50 K² and superconductivity at 38 K was also observed in the related $K_{0.4}Ba_{0.6}Fe_2As_2$ compound³.

The undoped parent compound LaOFeAs is an anti-ferromagnet with a small ordered Fe moment of about $0.4 \mu_B$ ⁴. Density functional theory (DFT) calculations find, in contrast, a much too large value for the Fe moment, close to $2 \mu_B$. The failure of DFT calculations to describe the Fe magnetic moment in these systems has raised doubts whether the underlying electronic structure is correct and whether it provides a sound basis for discussion of the superconducting state in the doped compounds. We argue here that the discrepancies between experiment and theory have a physical origin, namely the fact that LaOFeAs is close to a magnetic instability. Based on our DFT calculations we show that the Fe moment is highly susceptible to external pressure and drops by almost a factor of 3 within the pressure range from -5 to 5 GPa. This drastic change of the Fe moment goes along with only subtle changes in the electronic structure, what explains the initially apparent differences between DFT calculated moments and experimental observations. The predicted changes of the Fe moment allow for direct experimental verification, either by applying hydrostatic pressure or negative pressure which could be realized by hydrogenation.

The crystal structure of LaOFeAs is tetragonal at room temperature and consists of FeAs layers separated by LaO layers (Fig. 1). Below $T_s \approx 155$ K a weak structural distortion is observed, followed by the formation of a spin density wave (SDW) state around $T_N \approx 137$ K⁴. The low temperature crystal structure has been described as either monoclinic⁴ or orthorhombic⁵. Both structures differ only marginally from each other, so that the symmetry can be described as orthorhombic (see sup-

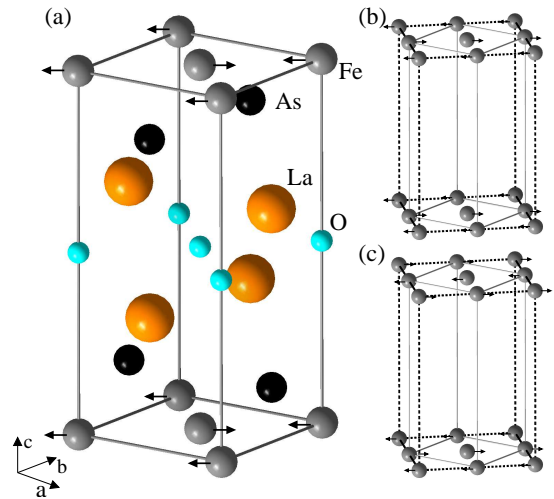


FIG. 1: (Color online) Crystal structure of LaOFeAs (a) and spin arrangement of the three anti-ferromagnetic structures AF1 (a), AF2 (b) and AF3 (c) considered in the calculations. The unit cell for AF3 is doubled along the c -direction.

plement of Ref. 4). The anti-ferromagnetic (AF) order of most of the undoped parent compounds of the iron arsenide superconductors has led to speculations that spin fluctuations could be decisive for the pairing mechanism⁶. On the other hand, the absence of a SDW state has been reported for NdFeAsO, where AF order is only observed below 2 K and Fe orders together with the Nd moments⁷. A strong electron-phonon coupling of the Fe breathing mode in $LaO_{1-x}F_xFeAs$ was reported in Ref. 8, which could contribute to the high T_c . Thus, the pairing mechanism is still under debate and requires further experimental and theoretical studies⁹.

We performed electronic structure calculations in the framework of DFT using two high precision all electron codes, the full potential local orbital (FPLO) method¹⁰ and the FLAPW method implemented in WIEN2k¹¹. To ensure that our conclusions do not depend on the choice of functional approximation to DFT, we employed both

the local spin density approximation (LSDA) and the generalized gradient approximation (GGA). Calculations were done for different volumes in the tetragonal crystal structure (P4/nmm), as well as in the orthorhombic crystal structure (Cmma), which are the crystal structures above and below T_s , respectively.

We considered three different types of AF spin arrangements (Fig. 1): The first cell (AF1) corresponds to a checkerboard arrangement in the original unit cell, where nearest neighbor Fe atoms are aligned anti-ferromagnetically in the xy -plane with a ferromagnetic (FM) stacking along the c -axis. Second, we considered a stripe-like spin arrangement in the plane with FM stacking along the c -axis (AF2) in a $\sqrt{2} \times \sqrt{2} \times 1$ supercell. The third spin arrangement (AF3) has the same stripe-like stacking in the plane as AF2, but in addition the spins are also arranged anti-ferromagnetically along the c -axis in a $\sqrt{2} \times \sqrt{2} \times 2$ supercell. The experimentally observed spin arrangement is AF3⁴ and has so far not been addressed by electronic structure calculations.

For all calculations, the scalar relativistic approximation was used. The FPLO calculations (FPLO version 7.00-28) were performed in the local spin density approximation (LSDA) in the parameterization of Perdew and Wang¹². For the \mathbf{k} -space integrations 512 \mathbf{k} -points in the full Brillouin zone (FBZ) were used for the structure optimization, and the convergence of the magnetic moments and Fermi surface properties was checked with up to 32768 \mathbf{k} -points in the FBZ. In the FLAPW calculations¹¹ the exchange-correlation functional is evaluated within the generalized gradient approximation (GGA), using the Perdew-Burke-Ernzerhof parameterization¹³. The muffin-tin-radii for La, Fe, As and O were chosen as 2.3, 2.15, 2.10 and 1.75 Bohr radii, respectively. Self-consistent calculations employed a grid of 4000 (AF1) and 2000 (AF2 and AF3) \mathbf{k} -points in the FBZ. $R_{MT} \times k_{\max} = 7$ was used as plane wave cut-off.

As a first step, we consider the magnetic properties of LaOFeAs as a function of volume in the tetragonal structure, with the free parameters c/a , z_{As} and z_{La} fixed initially to their experimental ambient pressure values⁴. This allows us to distinguish between the effects of different spin arrangements, structural parameters and the influence of the exchange and correlation functional. First electronic structure calculations (see Ref.¹⁴ for an overview) showed a confusing variety of results for the magnetic properties of LaOFeAs, with values for the calculated Fe moment between almost zero and $2.6 \mu_B$. It soon turned out that the Fe moment is highly sensitive to the functional as well as the details of the structure and the spin arrangement used in the calculations^{14,15}. While calculations assuming a FM alignment of the spins yield magnetic moments of $\approx 0.3 \mu_B$ (almost in accidental coincidence with experiment), calculations using the correct AF spin arrangement obtain Fe moments substantially larger than the measured $\approx 0.4 \mu_B$.

The variation of the Fe moment and the total energy as a function of volume for the three different spin arrange-

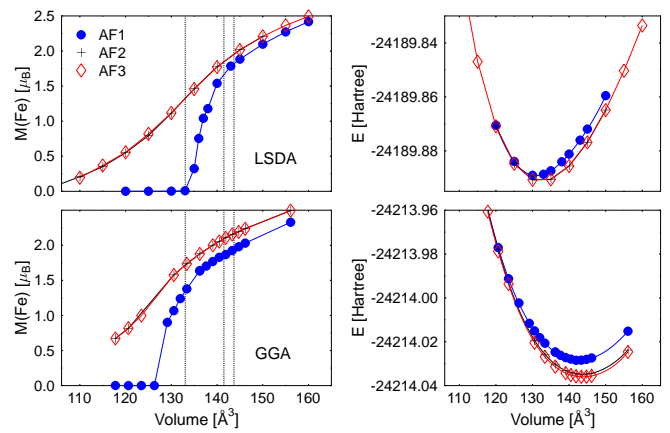


FIG. 2: (Color online) Left: Fe moment as a function of volume (top: LSDA, bottom: GGA) with c/a , z_{As} and z_{La} fixed to their experimental ambient pressure values for different types of AF spin arrangement (see text). Dashed vertical lines denote the calculated LSDA equilibrium volume, the experimental volume and the calculated GGA equilibrium volume (from left to right). Right: Corresponding total energies.

ments is shown in Fig. 2. The calculated Fe moment for the stripe-like spin arrangements AF2 and AF3 at the experimental lattice parameters is $1.87 \mu_B$ within LSDA. The corresponding magnetic stabilization energy with respect to the nonmagnetic state is 3.2 mHartree/Fe , in good agreement with the results obtained by Mazin *et al.*¹⁴. In agreement with experiment, the stripe-like spin arrangement is lowest in energy. Since the magnetic coupling between different Fe layers along the c -axis is weak, AF2 and AF3 are very close in energy and have also a similar electronic structure and magnetic moments, which justifies the use of the AF2 structure in earlier calculations.

Although the three AF structures have similar Fe moments at the experimental lattice parameters, their behavior with respect to small changes of the volume is remarkably different: While the Fe moment of the checkerboard arrangement AF1 sharply drops with decreasing volume and vanishes already close to the calculated LSDA equilibrium volume, it decreases more smoothly for the stripe-like arrangements AF2 and AF3. The GGA calculations (Fig. 2, bottom) show qualitatively the same behavior, which rules out that the observed behavior is due to a special property of a certain functional. Within GGA, the Fe moments and magnetic stabilization energies ($2.11 \mu_B$ and 6.6 mHartree at the experimental lattice parameters) are higher than in LSDA, as expected from the well-known tendency of GGA to overestimate magnetic interactions.

The remarkable sensitivity of the Fe magnetic moments on the type of AF spin arrangement and structural details shows already that LaOFeAs is on the verge to a magnetic instability with respect to changes of the volume. In the vicinity of a magnetic transition or instability, parameter-

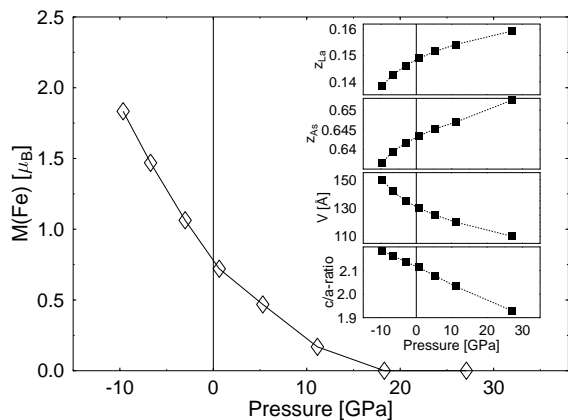


FIG. 3: Fe moment as a function of pressure for the AF3 spin-structure with optimized structural parameters. The inset shows the variation of c/a , V , z_{As} and z_{La} with pressure.

free LSDA or GGA calculations can not be expected to yield the exact value for the magnetic moment, but they should qualitatively reproduce the behavior as a function of an external parameter like pressure. However, the results shown so far do not yet fully explain the deviations between the calculated and measured Fe moment: While a sharp drop as in the case of AF1 could well explain those deviations, the Fe moments remain substantially too large in the vicinity of the equilibrium volume for the correct AF3 spin structure.

Our next step is to consider structural optimizations of the free parameters c/a , z_{As} and z_{La} for different volumes. In earlier publications it was pointed out that the magnetic moments in LaOFeAs are highly sensitive to structural parameters, especially to the height of the As position z_{As} ^{14,17}. Under pressure, changes of the structural parameters with respect to their ambient pressure values can be expected. In the following we restrict ourselves to LSDA calculations, which are better suited to describe the magnetic behavior in the vicinity of a magnetic instability, due to the tendency of GGA to overestimate the magnetic interactions. LSDA calculations have for example successfully been used to predict a metamagnetic transition in YCo₅ under pressure¹⁸.

The structural optimizations have been performed with spin-polarized calculations in the AF3 structure. The c/a -ratio shrinks considerably with pressure, reflecting a weak inter-layer coupling, and also the internal parameters are subject to considerable changes (inset of Fig. 3). The Fe moment, calculated with the optimized parameters as function of pressure, is shown in Fig 3. Within ± 5 GPa around the calculated equilibrium volume (zero pressure), the Fe moment drops by nearly a factor of 3. The calculated moment at zero pressure is $0.75 \mu_B$ and thus still about two times larger than the experimental value. At a pressure of about 5 GPa, the calculated Fe moment coincides with the one observed in experiments. The magnetic stabilization en-

ergy decreases from 2.6 mHartree/Fe at -10 GPa to about 0.3 mHartree/Fe at ambient pressure. Spin fluctuations, which are only incompletely included in LSDA or GGA calculations, are expected to lead to a substantial suppression of the magnetic moment when the magnetic stabilization energy is of the order of 0.5 mHartree per atom¹⁴. Hence, an even sharper reduction of the Fe moment with pressure than the one shown in Fig. 3 might be observed in experiment, although the precise effect of the spin fluctuations can not be estimated.

Up to now, we did not consider the effect of the orthorhombic lattice distortion observed at low temperatures. We find indeed a minimum in the total energy with a small deviation in the b/a -ratio of about 1% from a tetragonal lattice, in agreement with experiment and an earlier report by Yildirim¹⁹. However, in contrast to Yildirim's work we find only a minor influence of this orthorhombic distortion on the Fe moments ($\approx 0.05 \mu_B$), leaving the data shown in Fig. 3 basically unchanged.

The result of our study shown in Figs. 2 and 3 predicts that LaOFeAs is close to a magnetic instability. At a pressure of about 5 GPa, the Fe moment calculated within LSDA coincides with the one observed in experiments. This means that LaOFeAs is on the right side of the transition shown in Fig. 3. A strong increase of the Fe moment would be expected for negative pressure conditions, which are of course not straightforward to realize in experiments. However, it is well known that hydrogenation can lead to a sizeable increase of the volume and could thus serve as a medium to simulate negative pressure for LaOFeAs. Since the electronic structure of different iron arsenide compounds is quite similar²⁰, we would also expect that the behavior we found in LaOFeAs can be observed in other iron arsenide compounds. While finalizing this manuscript, a combined theoretical and experimental study showing the suppression of magnetic order in SrFe₂As₂ under pressure²¹, as well as GGA calculations showing a suppression of the Fe moment in LaOFeAs around 20 GPa²² were reported, which further supports our interpretation.

An explanation of the magnetism in LaOFeAs in terms of localized magnetic moments is difficult, if not impossible. First, the magnetic moments are soft and depend on the spin arrangement and structural details, which is not compatible with a simple Heisenberg model. Second, the total band width of the Fe 3d states amounts to about 7 eV. Near the Fermi energy, all five d-orbitals contribute to the density of states (DOS), with little admixture of As 4p states. In localized systems, crystal field splittings are a valuable tool to predict the spin state²³. The related crystal field splittings of the Fe 3d states in LaOFeAs (evaluated from the center of gravity of the corresponding partial DOS) are well below 0.5 eV and thus much smaller than the band width.

In an itinerant magnet like LaOFeAs²⁴, the magnetic state is determined by a delicate balance between kinetic energy (favoring a nonmagnetic state) and the gain in exchange energy by spin polarization. With increas-

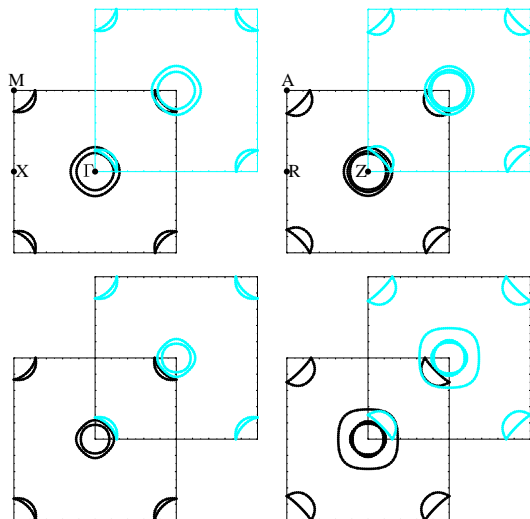


FIG. 4: (Color online) Cuts through the FS of LaOFeAs for two different volumes (top: $V=141.9 \text{ \AA}^3$, bottom: $V=120 \text{ \AA}^3$). Cuts perpendicular to the c -axis in the Γ -plane (left) and in the Z -plane (right) are shown. To visualize nesting, the same cuts shifted by $Q = (\pi, \pi, 0)$ are also drawn (light color). Similar nesting is observed throughout Γ - Z .

ing pressure, the bands of LaOFeAs are broadened and weight is shifted away from the Fermi energy. A (rough) quantitative measure for this shift can be obtained from the integrated partial DOS weighted with a Gaussian around the Fermi energy²⁵, which yields a 20-30% reduction from -10 to +10 GPa, where the Fe moment essentially drops from $2\mu_B$ to almost zero. We do not observe abrupt changes in the electronic structure in this

pressure range, consistent with the smooth (but rapid) decrease of the Fe moment in Fig. 3. However, close to the magnetic instability, the observed changes are sufficient to alter the magnetic state.

Mazin *et al.*¹⁶ have pointed out that the stripe-like spin arrangement is stabilized by nesting features in the paramagnetic Fermi surface (FS). This is confirmed by our calculations, which also show that the related nesting features remain robust under pressure. The FS consists of five sheets, with two cylindrical hole sheets around Γ and two cylindrical electron sheets around M , nested by a vector $Q = (\pi, \pi, 0)$. In addition, there is a hole pocket around Z , whose shape depends strongly on structural details²⁶. The larger one of the Γ -centered FS sheets becomes more three dimensional around 10 GPa, but the topology of the Fermi surface does not change up to pressures of at least 10 GPa, and also the nesting features are surprisingly robust (Fig. 4). The nesting is never perfect, but remains substantial throughout the considered pressure range, which explains the relative stability of the magnetism in the AF3 structure.

In summary we have shown that LaOFeAs is close to a magnetic instability, which explains the discrepancies between the values for the Fe moment found in experiment and DFT calculations. On the basis of our calculations we expect a strong increase of the Fe moment with increasing volume, which could be realized for example by hydrogenation. The Fermi surface topology and the reported nesting properties are fairly robust up to pressures of at least 10 GPa.

We acknowledge useful discussions with P.J. Hirschfeld and we thank the Deutsche Forschungsgemeinschaft for financial support through the TRR/SFB 49 project.

-
- ¹ Y. Kamihara *et al.*, J. Am. Chem. Soc. **130**, 3296 (2008).
² Z. A. Ren *et al.*, Europhys. Lett. **82**, 57002 (2008).
³ M. Rotter, M. Tegel, and D. Johrendt, Phys. Rev. Lett. **101**, 107006 (2008).
⁴ C. de la Cruz *et al.*, Nature **453**, 899 (2008).
⁵ T. Nomura *et al.*, arXiv:0804.3569.
⁶ F. Wang *et al.*, arXiv:0805.3343.
⁷ Y. Qiu *et al.*, arXiv:0806.2195.
⁸ H. Eschrig, arXiv:0804.0186.
⁹ V. Cvetkovic and Z. Tesanovic, arXiv:0804.4678.
¹⁰ K. Koepf and H. Eschrig, Phys. Rev. B **59**, 1743 (1999), URL <http://www.FPLO.de>.
¹¹ P. Blaha *et al.*, in *WIEN2k, An Augmented Plane Wave + Local Orbitals Program for Calculating Crystal Properties* (K. Schwarz, TU Wien, Wien, Austria, 2001).
¹² J. P. Perdew and Y. Wang, Phys. Rev. B **45**, 13244 (1992).
¹³ J. P. Perdew, K. Burke, and M. Ernzerhof, Phys. Rev. Lett. **77**, 3865 (1996).
¹⁴ I. I. Mazin *et al.*, Phys. Rev. B **78**, 085104 (2008).
¹⁵ C. Cao, P. J. Hirschfeld, and H.-P. Cheng, Phys. Rev. B **77**, 220506(R) (2008).
¹⁶ I. I. Mazin *et al.*, Phys. Rev. Lett. **101**, 057003 (2008).
¹⁷ Z. P. Yin *et al.*, Phys. Rev. Lett. **101**, 047001 (2008).
¹⁸ H. Rosner *et al.*, Nature Physics **2**, 469 (2006).
¹⁹ T. Yildirim, Phys. Rev. Lett. **101**, 057010 (2008).
²⁰ C. Krellner *et al.*, Phys. Rev. B **78**, 100504(R) (2008).
²¹ M. Kumar *et al.*, arXiv:0807.4283.
²² T. Yildirim, arXiv:0807.3936.
²³ Y. Zhang, H. O. Jeschke, and R. Valentí, Phys. Rev. Lett. **101**, 136406 (2008); H. O. Jeschke *et al.*, New J. Phys. **9**, 448 (2007).
²⁴ D. J. Singh and M.-H. Du, Phys. Rev. Lett. **100**, 237003 (2008).
²⁵ The width of the Gaussian has been chosen to be 1 eV, comparable to the size of typical exchange splittings.
²⁶ This hole pocket becomes a cylinder when the experimental values for z_{As} and z_{La} are used.