

Proximity of LaOFeAs to a magnetic instability

I. Opahle, H. C. Kandpal, Y. Zhang, C. Gros, and R. Valentí
*Institut für Theoretische Physik, J. W. Goethe-Universität Frankfurt,
 Max-von-Laue Strasse 1, 60438 Frankfurt/Main Germany*
 (Dated: June 21, 2024)

We investigate the effect of external pressure on the Fe magnetic moment in undoped LaOFeAs within the framework of density functional theory and show that this system is close to a magnetic instability: The Fe moment is found to drop by nearly a factor of 3 within a pressure range of ± 5 GPa around the calculated equilibrium volume. The Fe moments show an unusually strong sensitivity to the spin arrangement (type of anti-ferromagnetic structure). Analysis of the Fermi surface topology and nesting features shows that these properties change very little up to pressures of at least 10 GPa. We discuss the magnetic instability in terms of the itineracy of this system.

PACS numbers: 74.70.-b, 74.25.Ha, 74.25.Jb
 Keywords: density functional theory, LaOFeAs, pressure

The discovery of high T_c superconductivity in fluorine doped LaOFeAs [1] with a critical temperature T_c of about 26 K has stimulated an enormous interest in these compounds. Shortly after this discovery it became clear that a whole family of related compounds shows superconductivity at elevated temperatures. A number of rare earth (R) based compounds, where R is substituted for La have T_c 's around 50 K. Very recently, the first oxygen free high T_c compound in the iron arsenide family has been synthesized. $K_{0.4}Ba_{0.6}Fe_2As_2$ exhibits superconductivity with a T_c of about 38 K [2].

In this Letter we investigate the effect of external pressure on the electronic structure and magnetic properties of undoped LaOFeAs by means of density functional theory (DFT) calculations. We show that the parent compound of the iron arsenide superconductors is nearby a magnetic instability. Both magnetism and the effect of pressure seem to be key features for understanding the source of superconductivity in the iron arsenide compounds.

LaOFeAs shows a structural transition below $T_s \approx 155$ K followed by the formation of a spin density wave (SDW) state at a slightly lower temperature around $T_N \approx 137$ K [3], a feature reminiscent of the high T_c cuprates. The anti-ferromagnetic (AF) order of most of the undoped parent compounds of the iron arsenide superconductors has led to speculations that spin fluctuations could be decisive for the pairing mechanism [4]. On the other hand, the absence of a SDW state has been reported for NdFeAsO, where AF order is only observed below 2 K and Fe orders together with the Nd moments [5]. A strong electron-phonon coupling of the Fe breathing mode in $LaO_{1-x}F_xFeAs$ was reported in Ref. 6, which could contribute to the high T_c . Thus, the pairing mechanism is still under debate and requires further experimental and theoretical studies.

The effect of hydrostatic pressure on T_c has been extensively studied by experiments [7, 8, 9, 10, 11]. For F doped LaOFeAs, a maximum $T_c \approx 43$ K around 4 GPa

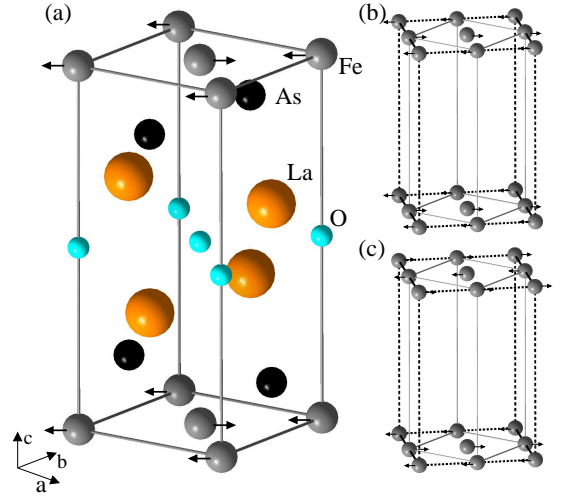


FIG. 1: (Color online) Crystal structure of LaOFeAs (a) and spin arrangement of the three anti-ferromagnetic structures AF1 (a), AF2 (b) and AF3 (c) considered in the calculations. Note that the unit cell for AF3 is doubled along the c -direction.

was reported [7] and superconductivity was observed up to 30 GPa with $T_c \approx 9$ K, although details seem to depend on sample quality [9]. For $CeO_{0.88}F_{0.12}FeAs$ with $T_c \approx 44$ K at ambient pressure, a monotonic decrease of T_c with pressure was observed up to about 20 GPa [9]. For undoped $CaFe_2As_2$, $SrFe_2As_2$ and $BaFe_2As_2$ pressure induced superconductivity up to 29 K was found between 0.5 and 6 GPa [10, 11]. Except for a recent study by Yildirim [12], the effect of pressure on the electronic structure and magnetism in iron arsenide compounds has not yet been addressed by electronic structure calculations.

We performed electronic structure calculations in the framework of density functional theory (DFT) using two high precision all electron codes, the full potential local orbital (FPLO) method [13] and the FLAPW method implemented in WIEN2k [14]. To ensure that our con-

clusions do not depend on the choice of functional approximation to DFT, we employed both the local spin density approximation (LSDA) and the generalized gradient approximation (GGA). The calculations were done for different volumes in the tetragonal space group 129 (P4/nmm), which is the experimental structure above T_s [3] (see Fig. 1). The structure has four free parameters, the volume V , the c/a -ratio and the heights z_{As} of the As position and z_{La} of the La position. We performed calculations with c/a , z_{As} and z_{La} fixed to their ambient pressure values [3] as well as with parameters optimized by means of total energy calculations. In addition, we probed also the influence of an orthorhombic distortion consistent with the low temperature structure [3, 15].

We considered three different types of anti-ferromagnetic spin arrangements, also shown in Fig. 1: The first cell (AF1) corresponds to a checkerboard arrangement in the original unit cell, where nearest neighbor Fe atoms are aligned anti-ferromagnetically in the xy -plane with a ferromagnetic stacking along the c -axis. Second, we considered a stripe-like spin arrangement in the plane with ferromagnetic stacking along the c -axis (AF2) in a $\sqrt{2} \times \sqrt{2} \times 1$ supercell. The third spin arrangement (AF3) has the same stripe-like stacking in the plane as AF2, but in addition the spins are also arranged anti-ferromagnetically along the c -axis in a $\sqrt{2} \times \sqrt{2} \times 2$ supercell. The latter corresponds to the experimentally observed spin arrangement [3] and has so far not been addressed by electronic structure calculations. For all calculations, the scalar relativistic approximation has been used. The FPLO calculations (FPLO version 7.00-28) were performed in the local spin density approximation (LSDA) in the parameterization of Perdew and Wang [16]. For the \mathbf{k} -space integrations 512 \mathbf{k} -points in the full Brillouin zone (FBZ) were used for the structure optimization, and the convergence of the magnetic moments and Fermi surface properties was checked with up to 32768 \mathbf{k} -points in the FBZ. In the FLAPW calculations [14] the exchange-correlation functional is evaluated within the generalized gradient approximation (GGA), using the Perdew-Burke-Ernzerhof parameterization [17]. The muffin-tin-radii for La, Fe, As and O were chosen as 2.3, 2.15, 2.10 and 1.75 Bohr radii, respectively. Self-consistent calculations employed a grid of 4000 (AF1), 2000 (AF2 and AF3) \mathbf{k} -points in the FBZ. $R_{MT} \times k_{\max} = 7$ was used for the number of plane waves.

First electronic structure calculations [18, 19, 20] showed a confusing variety of results for the magnetic properties of LaOFeAs, with values for the calculated Fe moment between almost zero and $2.6 \mu_B$. It soon turned out that the Fe moment is highly sensitive to the functional (LSDA, GGA, or LSDA+U) as well as the details of the structure and the spin arrangement used in the calculations [18, 20]. While calculations assuming a FM alignment of the spins yield magnetic moments of ≈ 0.3

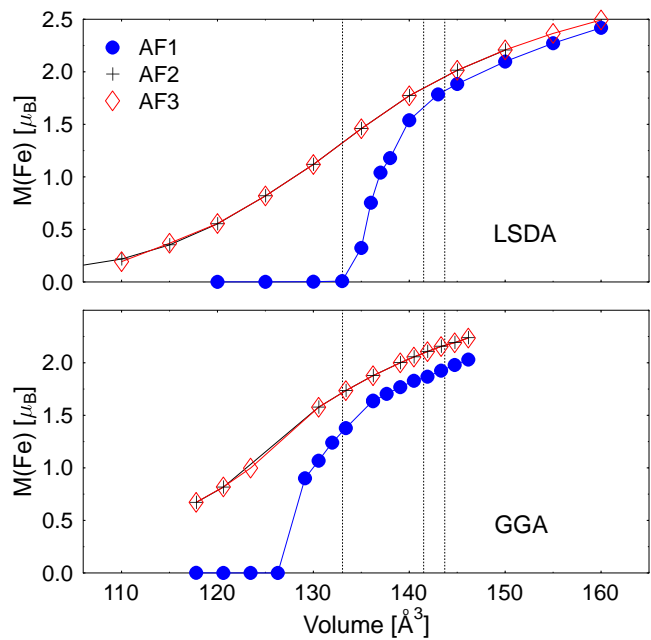


FIG. 2: (Color online) Dependence of the calculated Fe moment in LaOFeAs as a function of volume (top: LSDA, bottom: GGA). The free parameters of the tetragonal structure (c/a , z_{As} and z_{La}) were fixed to their experimental values at ambient pressure. The behavior for three different types of anti-ferromagnetic spin arrangement (see text) is shown. Dashed vertical lines denote the calculated LSDA equilibrium volume, the experimental volume and the calculated GGA equilibrium volume (from left to right).

μ_B (almost in accidental coincidence with experiment), calculations using the correct AF spin arrangement obtain Fe moments substantially larger than the measured $\approx 0.4 \mu_B$. Our calculations for the experimental lattice parameters and atomic positions yield Fe moments of $1.87 \mu_B$ (LSDA) and $2.11 \mu_B$ (GGA) for the stripe-like spin arrangement (AF2 and AF3), in good agreement with the results obtained by Mazin *et al.* [20]. Fig. 2 shows the variation of the Fe moment as a function of volume for the three different spin arrangements. Here, the free parameters of the structure (c/a , z_{As} and z_{La}) have been kept fixed to their experimental values at ambient pressure [3]. In the LSDA calculations (Fig. 2, top) all three spin arrangements have similar Fe moments ($\approx 1.8 \mu_B$) for the experimental volume. As expected for itinerant magnets, the moment decreases with decreasing volume. However, in the case of the checkerboard arrangement (AF1), we observe a sharp drop of the Fe moment with pressure, while it decreases smoothly for the stripe-like arrangements (AF2 and AF3). For the AF1 structure, the Fe moment becomes zero already close to the calculated LSDA equilibrium volume. The magnetic coupling between different Fe layers along the c -axis is weak. The two stripe-like arrangements are very close in energy and have also a similar electronic structure and

magnetic moments. A similar behavior is also observed in the GGA calculations (Fig. 2, bottom). The moments calculated in GGA are somewhat higher than those in LSDA, but the curves show the same qualitative behavior.

The remarkable sensitivity of the magnetic moments in LaOFeAs on the type of anti-ferromagnetic arrangement and structural details already indicates, that the compound could be in the vicinity of a magnetic instability. LSDA and GGA calculations provide in general a very good description of the magnetic properties of transition-metal systems, with deviations of the magnetic moments from their experimental values usually being less than 10%. In the present case, the measured Fe moment $\approx 0.4 \mu_B$ is about five times smaller than the calculated one, a deviation which is not acceptable. This has been blamed to correlation effects [21, 22], but standard LSDA+U calculations rather increase the discrepancies [21]. As a work around, the use of ‘negative effective U’ values has been proposed, which is however hardly justified by theory. In that way, the moment could be fitted [21] to the experimental value, but as we will show below, this procedure rather hides the relevant physics.

In the vicinity of a magnetic transition or instability, parameter-free LSDA or GGA calculations can not be expected to yield the exact value for the magnetic moment, but they should qualitatively reproduce the behavior as a function of an external parameter like pressure. This would be the case for a transition like the one happening for the AF1 structure shown in Fig. 2, where the magnetic moment rapidly drops within a few GPa. However, the ground state both in experiment and DFT calculations is the stripe-like spin arrangement. Thus the data shown so far do not yet provide an explanation for the large deviations between the measured and calculated Fe moments.

In earlier publications it was pointed out that the magnetic moments in LaOFeAs are highly sensitive to structural parameters, especially to the height of the As position z_{As} [19, 20]. Under pressure, changes of the structural parameters with respect to their ambient pressure values can be expected. Therefore we performed structural optimizations of the free parameters c/a , z_{As} and z_{La} for different volumes. Due to the general tendency of GGA calculations to overestimate the magnetic interactions, LSDA calculations are better suited to describe the magnetic behavior nearby an instability. LSDA calculations have for example successfully been used to predict a meta-magnetic transition in YCo_5 under pressure, which has been later on verified experimentally [23].

The structural optimizations have been performed with spin-polarized calculations in the AF3 structure. The c/a -ratio shrinks considerably with pressure, reflecting a weak inter-layer coupling, and also the internal parameters are subject to considerable changes (inset of Fig. 3). The Fe moment, calculated with the optimized

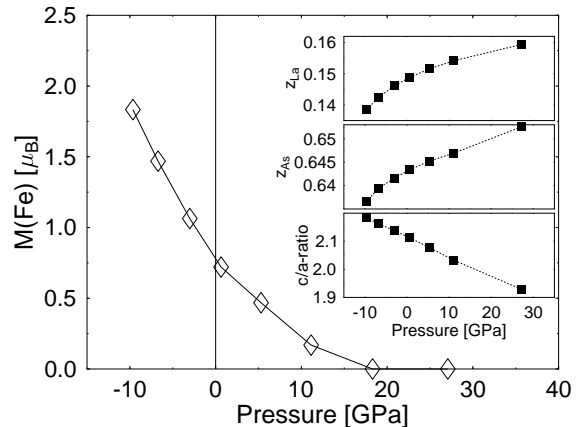


FIG. 3: Dependence of the calculated Fe moment as a function of pressure for the experimentally observed spin-structure (AF3). The free parameters of the tetragonal structure (c/a , z_{As} and z_{La}) have been optimized by minimization of the total energy. The inset shows their variation as a function of pressure (settings in space group No. 129).

parameters as function of pressure, is shown in Fig 3. Within ± 5 GPa around the calculated equilibrium volume (zero pressure), the Fe moment drops by nearly a factor of 3. Allowing further for an orthorhombic distortion, we find indeed a minimum in the total energy with a small deviation of about 1% from a tetragonal lattice, in agreement with experiment and an earlier report by Yildirim [24]. However, in contrast to Yildirim’s work we find only a minor influence of this orthorhombic distortion on the Fe moments ($\approx 0.05\mu_B$), leaving the data shown in Fig. 3 basically unchanged. Thus our calculations predict LaOFeAs to be close to a magnetic instability. At a pressure of about 5 GPa, the calculated Fe moment coincides with the one observed in experiments. This means that LaOFeAs is on the right side of the transition. A strong increase of the Fe moment would be expected for negative pressure conditions, which are of course not straightforward to realize in experiments. However, it is well known that hydrogenation can lead to a sizeable increase of the volume and could thus serve as a medium to simulate negative pressure for LaOFeAs. Further support for our interpretation comes from a strong variation of the the measured Fe moment in different iron arsenide compounds. Since the electronic structure in these compounds is quite similar, we would also expect that the behavior we found in LaOFeAs can be observed in other members of the iron arsenide family.

An explanation of the magnetism in LaOFeAs in terms of localized magnetic moments is difficult, if not impossible. First, the magnetic moments are soft and depend on the spin arrangement and structural details, which is not compatible with a simple Heisenberg model. Second, the

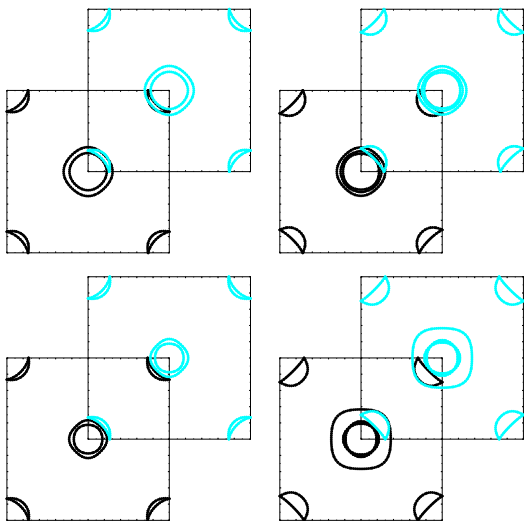


FIG. 4: (Color online) Cuts through the FS of LaOFeAs for two different volumes (top: $V=141.9 \text{ \AA}^3$, bottom: $V=120 \text{ \AA}^3$). Cuts perpendicular to the c -axis in the Γ -plane (left) and in the Z -plane (right) are shown. To visualize nesting, the same cuts shifted by $Q = (\pi, \pi, 0)$ are also drawn (light color). Similar nesting is observed throughout Γ - Z .

total band width of the Fe 3d states amounts to about 7 eV. Near the Fermi energy, all five d-orbitals contribute to the density of states (DOS), with little admixture of As 4p states. In localized systems, crystal field splittings are a valuable tool to predict the spin state [25]. The related crystal field splittings of the Fe 3d states in LaOFeAs (evaluated from the center of gravity of the corresponding partial DOS) are well below 0.5 eV and thus much smaller than the band width.

In an itinerant magnet like LaOFeAs, the magnetic state is determined by a delicate balance between kinetic energy (favoring a nonmagnetic state) and the gain in exchange energy by spin polarization. With increasing pressure, the bands of LaOFeAs are broadened and weight is shifted away from the Fermi energy. A (rough) quantitative measure for this shift can be obtained from the integrated partial DOS weighted with a Gaussian around the Fermi energy [26], which yields a 20-30% reduction from -10 to +10 GPa, where the Fe moment essentially drops from $2\mu_B$ to almost zero. We do not observe abrupt changes in the electronic structure in this pressure range, consistent with the smooth (but rapid) decrease of the Fe moment in Fig. 3. However, close to the magnetic instability, the observed changes are sufficient to alter the magnetic state.

The Fermi surface (FS) of LaOFeAs at ambient pressure has been reported to show strong nesting features [20], which is confirmed by our calculations. It consists of five FS sheets, with two cylindrical hole sheets around Γ and two cylindrical electron sheets around M , nested by a vector $Q = (\pi, \pi, 0)$. In addition, there is a

hole pocket around Z , whose shape depends strongly on structural details [27]. The larger one of the Γ -centered FS sheets becomes more three dimensional around 10 GPa, but the topology of the Fermi surface does not change down to pressures of at least 10 GPa, and also the nesting features are surprisingly robust (Fig. 4). The nesting is never perfect, but remains substantial throughout the considered pressure range.

In summary we have shown that LaOFeAs is close to a magnetic instability, which explains the discrepancies between the values for the Fe moment found in experiment and DFT calculations. On the basis of our calculations we expect a strong increase of the Fe moment with increasing volume, which could be realized for example by hydrogenation. The Fermi surface topology and the reported nesting properties are fairly robust up to pressures of at least 10 GPa.

We acknowledge useful discussions with P. Hirschfeld and we thank the Deutsche Forschungsgemeinschaft for financial support through the TRR/SFB 49 project.

-
- [1] Y. Kamihara et al., J. Am. Chem. Soc. **130**, 3296 (2008).
 - [2] M. Rotter et al., arXiv:0805.4630.
 - [3] C. de la Cruz et al., Nature **453**, 899 (2008).
 - [4] F. Wang et al., arXiv:0805.3343.
 - [5] Y. Qiu et al., arXiv:0806.2195.
 - [6] H. Eschrig, arXiv:0804.0186.
 - [7] H. Takahashi et al., Nature **453**, 376 (2008).
 - [8] W. Lu et al., arXiv:0803.4266.
 - [9] D. A. Zocco et al., arXiv:0805.4372.
 - [10] M. S. Torikachvili et al., arXiv:0807.0616.
 - [11] P. L. Alireza et al., arXiv:0807.1896.
 - [12] T. Yildirim, arXiv:0807.3936.
 - [13] K. Koepnick and H. Eschrig, Phys. Rev. B **59**, 1743 (1999), URL <http://www.FPLO.de>.
 - [14] P. Blaha, K. Schwarz, G. K. H. Madsen, D. Kvasnicka, and J. Luitz, *WIEN2k, An Augmented Plane Wave + Local Orbitals Program for Calculating Crystal Properties* (Karlheinz Schwarz, Techn. Universität Wien, Wien, Austria, 2001).
 - [15] T. Nomura et al., arXiv:0804.3569.
 - [16] J. P. Perdew and Y. Wang, Phys. Rev. B **45**, 13244 (1992).
 - [17] J. P. Perdew, K. Burke, and M. Ernzerhof, Phys. Rev. Lett. **77**, 3865 (1996).
 - [18] C. Cao, P. J. Hirschfeld, and H.-P. Cheng, Phys. Rev. B **77**, 220506 (2008).
 - [19] Z. P. Yin et al., Phys. Rev. Lett. **101**, 047001 (2008).
 - [20] I. I. Mazin et al., arXiv:0806.1869.
 - [21] H. Nakamura, N. Hayashi, N. Nakai, and M. Machida, arXiv:0806.4804.
 - [22] V. I. Anisimov et al., arXiv:0807.0547.
 - [23] H. Rosner et al., Nature Physics **2**, 469 (2006).
 - [24] T. Yildirim, Phys. Rev. Lett. **101**, 057010 (2008).
 - [25] H. O. Jeschke et al., New J. Phys. **9**, 448 (2007).
 - [26] The width of the Gaussian has been chosen to be 1 eV, comparable to the size of typical exchange splittings.
 - [27] This hole pocket becomes a cylinder when the experi-

mental values for z_{As} and z_{La} are used.