

CAN THE $\pi^+\chi_{c1}$ RESONANCE STRUCTURES BE $D^*\bar{D}^*$ AND $D_1\bar{D}$ MOLECULES?

Su Hounng Lee* and Kenji Morita†

Institute of Physics and Applied Physics, Yonsei University, Seoul 120-749, Korea

Marina Nielsen‡

*Instituto de Física, Universidade de São Paulo,
C.P. 66318, 05389-970 São Paulo, SP, Brazil*

We use QCD sum rules to study the recently observed resonance-like structures in the $\pi^+\chi_{c1}$ mass distribution, $Z_1^+(4050)$ and $Z_2^+(4250)$, considered as $D^{*+}\bar{D}^{*0}$ and $D_1^+\bar{D}^0 + D^+\bar{D}_1^0$ molecules with the quantum number $J^P = 0^+$ and $J^P = 1^-$ respectively. We consider the contributions of condensates up to dimension eight and work at leading order in α_s . We obtain $m_{D^*\bar{D}^*} = (4.15 \pm 0.07)$ GeV, around 100 MeV above the D^*D^* threshold, and $m_{D_1\bar{D}} = (4.12 \pm 0.10)$ GeV, around 160 MeV below the D_1D threshold. We conclude that the $D^{*+}\bar{D}^{*0}$ state is probably a virtual state that is not related with the $Z_1^+(4050)$ resonance-like structure. In the case of the $Z_2^+(4250)$, we conclude that it is possible to describe this structure as a D_1D molecular state.

PACS numbers: 11.55.Hx, 12.38.Lg, 12.39.-x

The recent discovery of several missing states and a number of unexpected charmonium like resonances in B-factories has revitalized the interest in the spectroscopy of the charmonium states. There is growing evidence that at least some of these new states are non conventional $c\bar{c}$ states, such as mesonic molecules, tetraquarks, and/or hybrid mesons. Among these new mesons, some have their masses very close to the meson-meson threshold like the $X(3872)$ [1] and the $Z^+(4430)$ [2]. Of special importance is the appearance of the $Z^+(4430)$, observed in the $\pi^+\psi'$ mass spectrum produced in the $\bar{B}^0 \rightarrow K^-\pi^+\psi'$ decays. Being a charged state it can not be described as ordinary $c\bar{c}$ meson. Its nature is completely open, but an intriguing possibility is the interpretation as tetraquark state or molecular state [3, 4, 5].

The $Z^+(4430)$ observation motivated studies of other $\bar{B}^0 \rightarrow K^-\pi^+(c\bar{c})$ decays. In particular, the Belle Collaboration has recently reported the observation of two resonance-like structures in the $\pi^+\chi_{c1}$ mass distribution [6]. The significance of each of the $\pi^+\chi_{c1}$ structures exceeds 5σ and, if they are interpreted as meson states, their minimal quark content must be $c\bar{c}u\bar{d}$. They were called $Z_1^+(4050)$ and $Z_2^+(4250)$, and their masses and widths are $M_1 = (4051 \pm 14_{-41}^{+20})$ MeV, $\Gamma_1 = 82_{-17-22}^{+21+47}$ MeV, $M_2 = (4248_{-29-35}^{+44+180})$ MeV, $\Gamma_2 = 177_{-39-61}^{+54+316}$ MeV.

There are already theoretical interpretations for these structures as tetraquark states with $J^P = 1^-$ [7] and as molecular $D^*\bar{D}^*$ state with $J^P = 0^+$ [8]. In this work, due to the closeness of the $Z_1^+(4050)$ and $Z_2^+(4250)$ masses to the $D^*(2010)\bar{D}^*(2010)$ and $D_1(2420)\bar{D}(1865)$ thresholds respectively, we use the QCD sum rules (QCDSR) [9, 10, 11], to study the two-point functions of the $D^*\bar{D}^*$ molecule with $J^P = 0^+$, and the $D_1\bar{D}$ molecule with $J^P = 1^-$, to see if they can be interpreted as the new observed resonances structures $Z_1^+(4050)$ and $Z_2^+(4250)$ respectively. Since they were observed in the $\pi^+\chi_{c1}$ channel, the only quantum numbers that are known about them are $I^G = 1^-$.

In previous calculations, the QCDSR approach was used to study the $X(3872)$ considered as a diquark-antidiquark state [12] and as a $D^*\bar{D}$ molecular state [13], the $Z^+(4430)$ meson, considered as a $D^*\bar{D}_1$ molecular state [5] and as tetraquark states [14], and the Y mesons considered as molecular and tetraquark states [15]. In some cases a very good agreement with the experimental mass was obtained. The QCDSR approach was also used to study the existence of a $D_s\bar{D}^*$ molecule with $J^P = 1^+$, that would decay into $J/\psi K^* \rightarrow J/\psi K\pi$ and, therefore, could be easily reconstructed [13].

Considering the $Z_1^+(4050)$ resonance structure as a $D^{*+}\bar{D}^{*0}$ molecule with $I^G J^P = 1^- 0^+$, a possible current describing such state is given by:

$$j = (\bar{d}_a \gamma_\mu c_a)(\bar{c}_b \gamma^\mu u_b), \quad (1)$$

where a and b are color indices.

*Electronic address: suhounng@phya.yonsei.ac.kr

†Electronic address: morita@phya.yonsei.ac.kr

‡Electronic address: mnielsen@if.usp.br

The sum rule is constructed from the two-point correlation function:

$$\Pi(q) = i \int d^4x e^{iq \cdot x} \langle 0 | T[j(x)j^\dagger(0)] | 0 \rangle. \quad (2)$$

On the OPE side, we work at leading order in α_s in the operators and consider the contributions from condensates up to dimension eight. The correlation function in the OPE side can be written as a dispersion relation:

$$\Pi^{OPE}(q^2) = \int_{4m_c^2}^{\infty} ds \frac{\rho^{OPE}(s)}{s - q^2}, \quad (3)$$

where $\rho^{OPE}(s)$ is given by the imaginary part of the correlation function: $\pi \rho^{OPE}(s) = \text{Im}[\Pi^{OPE}(s)]$.

In the phenomenological side, we write a dispersion relation to the correlation function in Eq. (2):

$$\Pi^{phen}(q^2) = \int ds \frac{\rho^{phen}(s)}{s - q^2} + \dots, \quad (4)$$

where $\rho^{phen}(s)$ is the spectral density and the dots represent subtraction terms. The spectral density is described, as usual, as a single sharp pole representing the lowest resonance plus a smooth continuum representing higher mass states:

$$\rho^{phen}(s) = \lambda^2 \delta(s - m_{D^* D^*}^2) + \rho^{cont}(s), \quad (5)$$

where λ gives the coupling of the current to the scalar meson $D^* \bar{D}^*$:

$$\langle 0 | j | D^* D^* \rangle = \lambda. \quad (6)$$

For simplicity, it is assumed that the continuum contribution to the spectral density, $\rho^{cont}(s)$ in Eq. (5), vanishes below a certain continuum threshold s_0 . Above this threshold, it is assumed to be given by the result obtained with the OPE. Therefore, one uses the ansatz [16]

$$\rho^{cont}(s) = \rho^{OPE}(s) \Theta(s - s_0), \quad (7)$$

After making a Borel transform to both sides of the sum rule, and transferring the continuum contribution to the OPE side, the sum rules for the scalar meson Z_1^+ , considered as a scalar $D^* D^*$ molecule, up to dimension-eight condensates can be written as:

$$\lambda^2 e^{-m_{D^* D^*}^2/M^2} = \int_{4m_c^2}^{s_0} ds e^{-s/M^2} \rho^{OPE}(s) + \Pi^{mix}(\bar{q}q)(M^2), \quad (8)$$

where

$$\rho^{OPE}(s) = \rho^{pert}(s) + \rho^{\langle \bar{q}q \rangle}(s) + \rho^{\langle G^2 \rangle}(s) + \rho^{mix}(s) + \rho^{\langle \bar{q}q \rangle^2}(s), \quad (9)$$

with

$$\begin{aligned} \rho^{pert}(s) &= \frac{3}{29\pi^6} \int_{\alpha_{min}}^{\alpha_{max}} \frac{d\alpha}{\alpha^3} \int_{\beta_{min}}^{1-\alpha} \frac{d\beta}{\beta^3} (1 - \alpha - \beta) [(\alpha + \beta)m_c^2 - \alpha\beta s]^4, \\ \rho^{\langle \bar{q}q \rangle}(s) &= -\frac{3m_c \langle \bar{q}q \rangle}{2^5 \pi^4} \int_{\alpha_{min}}^{\alpha_{max}} \frac{d\alpha}{\alpha^2} \int_{\beta_{min}}^{1-\alpha} \frac{d\beta}{\beta} [(\alpha + \beta)m_c^2 - \alpha\beta s]^2, \\ \rho^{\langle G^2 \rangle}(s) &= \frac{m_c^2 \langle g^2 G^2 \rangle}{2^8 \pi^6} \int_{\alpha_{min}}^{\alpha_{max}} \frac{d\alpha}{\alpha^3} \int_{\beta_{min}}^{1-\alpha} d\beta (1 - \alpha - \beta) [(\alpha + \beta)m_c^2 - \alpha\beta s], \\ \rho^{mix}(s) &= -\frac{3m_c m_0^2 \langle \bar{q}q \rangle}{2^6 \pi^4} \int_{\alpha_{min}}^{\alpha_{max}} \frac{d\alpha}{\alpha} [m_c^2 - \alpha(1 - \alpha)s], \\ \rho^{\langle \bar{q}q \rangle^2}(s) &= \frac{m_c^2 \langle \bar{q}q \rangle^2}{4\pi^2} \sqrt{1 - 4m_c^2/s}, \\ \Pi^{mix}(\bar{q}q)(M^2) &= -\frac{m_c^2 m_0^2 \langle \bar{q}q \rangle^2}{8\pi^2} \int_0^1 d\alpha e^{\frac{-m_c^2}{\alpha(1-\alpha)M^2}} \left[1 + \frac{m_c^2}{\alpha(1-\alpha)M^2} \right]. \end{aligned} \quad (10)$$

where the integration limits are given by $\alpha_{min} = (1 - \sqrt{1 - 4m_c^2/s})/2$, $\alpha_{max} = (1 + \sqrt{1 - 4m_c^2/s})/2$, $\beta_{min} = \alpha m_c^2/(s\alpha - m_c^2)$, and we have used $\langle \bar{q}g\sigma.Gq \rangle = m_0^2 \langle \bar{q}q \rangle$.

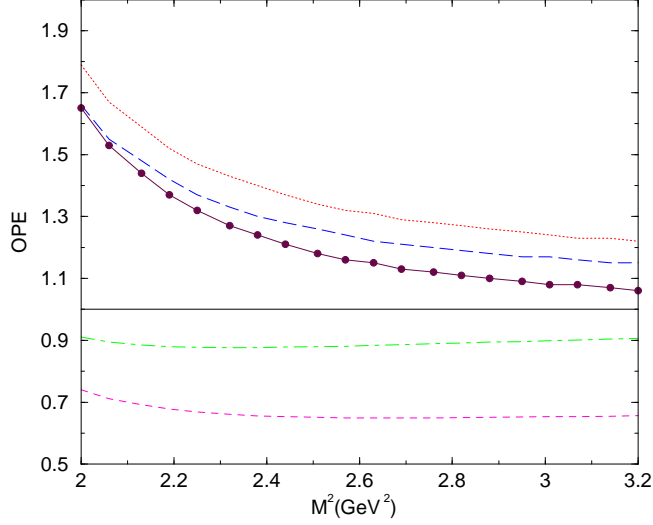


FIG. 1: The OPE convergence for the D^*D^* molecule in the region $2.0 \leq M^2 \leq 3.2$ GeV^2 for $\sqrt{s_0} = 4.6$ GeV . Comparing to the total contribution, we plot the relative contributions starting with perturbative contribution (dashed line), and each other line represents the relative contribution after adding of one extra condensate in the expansion: $+\langle \bar{q}q \rangle$ (dotted line), $+\langle g^2 G^2 \rangle$ (long-dashed line), $+m_0^2 \langle \bar{q}q \rangle$ (dot-dashed line), $+\langle \bar{q}q \rangle^2$ (line with circles), $+m_0^2 \langle \bar{q}q \rangle^2$ (solid line).

The values used for the quark masses and condensates are [11, 17]: $m_c(m_c) = (1.23 \pm 0.05)$ GeV , $\langle \bar{q}q \rangle = -(0.23 \pm 0.03)^3$ GeV^3 , $\langle \bar{s}s \rangle = 0.8 \langle \bar{q}q \rangle$, $m_0^2 = 0.8$ GeV^2 , $\langle g^2 G^2 \rangle = 0.88$ GeV^4 .

We evaluate the sum rules in the Borel range $1.9 \leq M^2 \leq 3.5$ GeV^2 , and in the s_0 range $4.5 \leq \sqrt{s_0} \leq 4.7$ GeV .

From Fig. 1 we see that we obtain a reasonable OPE convergence for $M^2 \geq 2.5$ GeV^2 . Therefore, we fix the lower value of M^2 in the sum rule window as $M_{min}^2 = 2.5$ GeV^2 .

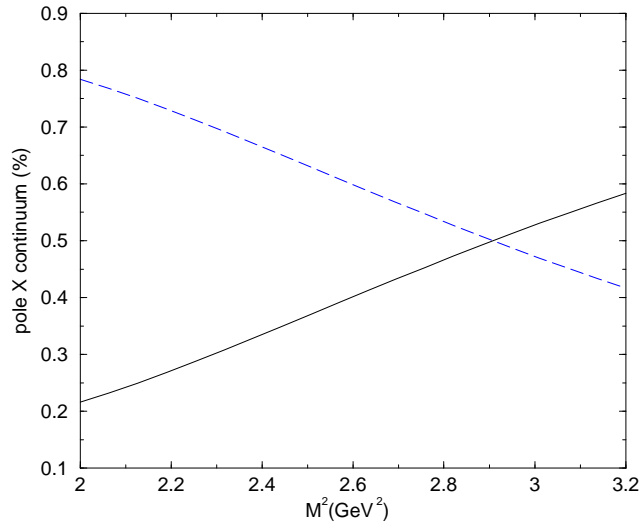


FIG. 2: The dashed line shows the relative pole contribution (the pole contribution divided by the total, pole plus continuum, contribution) and the solid line shows the relative continuum contribution for $\sqrt{s_0} = 4.6$ GeV .

To get an upper limit constraint for M^2 we impose that the QCD continuum contribution should be smaller than the pole contribution. The comparison between pole and continuum contributions for $\sqrt{s_0} = 4.6$ GeV is shown in Fig. 2. From this figure we see that the pole contribution is bigger than the

continuum for $M^2 \leq 2.9 \text{ GeV}^2$. The maximum value of M^2 for which this constraint is satisfied depends on the value of s_0 . The same analysis for the other values of the continuum threshold gives $M^2 \leq 2.75 \text{ GeV}^2$ for $\sqrt{s_0} = 4.5 \text{ GeV}$ and $M^2 \leq 3.1 \text{ GeV}^2$ for $\sqrt{s_0} = 4.7 \text{ GeV}$. In our numerical analysis, we shall then consider the range of M^2 values from 2.5 GeV^2 until the one allowed by the pole dominance criteria given above.

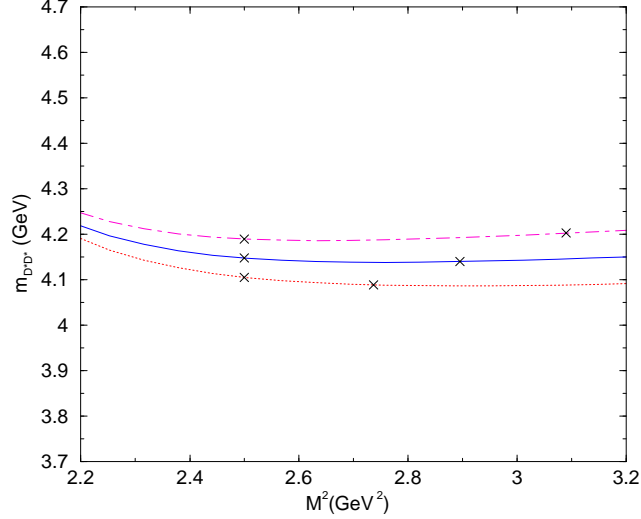


FIG. 3: The D^*D^* meson mass as a function of the sum rule parameter (M^2) for $\sqrt{s_0} = 4.5 \text{ GeV}$ (dotted line), $\sqrt{s_0} = 4.6 \text{ GeV}$ (solid line) and $\sqrt{s_0} = 4.7 \text{ GeV}$ (dot-dashed line). The crosses indicate the upper limit in the Borel region allowed by the dominance of the QCD pole contribution.

To extract the mass $m_{D^*D^*}$ we take the derivative of Eq. (8) with respect to $1/M^2$, and divide the result by Eq. (8).

In Fig. 3, we show the D^*D^* meson mass, for different values of $\sqrt{s_0}$, in the relevant sum rule window, with the upper validity limits indicated. From this figure we see that the results are very stable as a function of M^2 .

Using the Borel window, for each value of s_0 , to evaluate the mass of the D^*D^* meson and then varying the value of the continuum threshold in the range $4.5 \leq \sqrt{s_0} \leq 4.7 \text{ GeV}$, we get $m_{D^*D^*} = (4.15 \pm 0.05) \text{ GeV}$. To check the dependence of our results with the value of the charm quark mass, we fix $\sqrt{s_0} = 4.6 \text{ GeV}$ and vary the charm quark mass in the range $m_c = (1.23 \pm 0.05) \text{ GeV}$. Using $2.5 \leq M^2 \leq 2.9 \text{ GeV}^2$ we get:

$$m_{D^*D^*} = (4.15 \pm 0.07) \text{ GeV}, \quad (11)$$

around 130 MeV above the $D^*D^*(4020)$ threshold, indicating the existence of repulsive interactions between the two D^* mesons. Strong interactions effects might lead to repulsive interactions that could result in a virtual state above the threshold. Therefore, this structure may or may not indicate a resonance and, probably, it is not related with the $Z_1^+(4050)$ resonance structure. This result is in disagreement with the findings of ref. [8].

Considering the $Z_2^+(4250)$ resonance structure as a D_1D molecule with $I^G J^P = 1^- 1^-$, a possible current describing such state is given by:

$$j_\mu = \frac{i}{\sqrt{2}} [(\bar{d}_a \gamma_\mu \gamma_5 c_a)(\bar{c}_b \gamma_5 u_b) + (\bar{d}_a \gamma_5 c_a)(\bar{c}_b \gamma_\mu \gamma_5 u_b)]. \quad (12)$$

In this case, the two-point correlation function is given by:

$$\Pi_{\mu\nu}(q) = i \int d^4x e^{iq \cdot x} \langle 0 | T[j_\mu(x) j_\nu^\dagger(0)] | 0 \rangle. \quad (13)$$

Since the current in Eq. (12) is not conserved, we can write the correlation function in Eq. (13) in terms of two independent Lorentz structures:

$$\Pi_{\mu\nu}(q) = -\Pi_1(q^2)(g_{\mu\nu} - \frac{q_\mu q_\nu}{q^2}) + \Pi_0(q^2) \frac{q_\mu q_\nu}{q^2}. \quad (14)$$

The two invariant functions, Π_1 and Π_0 , appearing in Eq. (14), have respectively the quantum numbers of the spin 1 and 0 mesons. Therefore, we choose to work with the Lorentz structure $g_{\mu\nu}$, since it gets contributions only from the 1^- state. The sum rule for the meson Z_2^+ , considered as a vector $D_1 D$ molecule, in the Lorentz structure $g_{\mu\nu}$ can also be given by Eq.(8) with:

$$\begin{aligned}
\rho^{pert}(s) &= \frac{3}{2^{12}\pi^6} \int_{\alpha_{min}}^{\alpha_{max}} \frac{d\alpha}{\alpha^3} \int_{\beta_{min}}^{1-\alpha} \frac{d\beta}{\beta^3} (1-\alpha-\beta)(1+\alpha+\beta) [(\alpha+\beta)m_c^2 - \alpha\beta s]^4, \\
\rho^{\langle\bar{q}q\rangle}(s) &= \frac{3m_c\langle\bar{q}q\rangle}{2^7\pi^4} \int_{\alpha_{min}}^{\alpha_{max}} \frac{d\alpha}{\alpha} \int_{\beta_{min}}^{1-\alpha} \frac{d\beta}{\beta^2} (1-\alpha-\beta) [(\alpha+\beta)m_c^2 - \alpha\beta s]^2, \\
\rho^{\langle G^2\rangle}(s) &= \frac{\langle g^2 G^2\rangle}{2^{11}\pi^6} \int_{\alpha_{min}}^{\alpha_{max}} d\alpha \int_{\beta_{min}}^{1-\alpha} \frac{d\beta}{\beta^2} [(\alpha+\beta)m_c^2 - \alpha\beta s] \left[\frac{m_c^2(1-(\alpha+\beta)^2)}{\beta} - \frac{(1-2\alpha-2\beta)}{\alpha} [(\alpha+\beta)m_c^2 - \alpha\beta s] \right], \\
\rho^{mix}(s) &= \frac{3m_cm_0^2\langle\bar{q}q\rangle}{2^8\pi^4} \int_{\alpha_{min}}^{\alpha_{max}} d\alpha \int_{\beta_{min}}^{1-\alpha} \frac{d\beta}{\beta^2} (2\alpha+3\beta)[(\alpha+\beta)m_c^2 - \alpha\beta s], \\
\rho^{\langle\bar{q}q\rangle^2}(s) &= -\frac{m_c^2\langle\bar{q}q\rangle^2}{2^4\pi^2} \sqrt{1-4m_c^2/s}, \\
\Pi^{mix\langle\bar{q}q\rangle}(M^2) &= -\frac{m_c^2m_0^2\langle\bar{q}q\rangle^2}{2^5\pi^2} \int_0^1 d\alpha \frac{e^{\frac{-m_c^2}{\alpha(1-\alpha)M^2}}}{1-\alpha} \left[\alpha - \frac{m_c^2}{\alpha M^2} \right].
\end{aligned} \tag{15}$$

In this case, from Fig. 4 we see that we obtain a reasonable OPE convergence for $M^2 \geq 2.4 \text{ GeV}^2$. Therefore, we fix the lower value of M^2 in the sum rule window as $M_{min}^2 = 2.4 \text{ GeV}^2$.

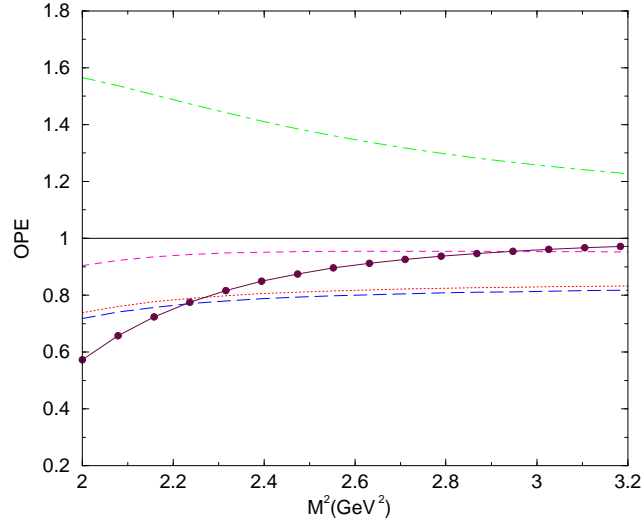


FIG. 4: Same as Fig. 1 for the $D_1 D$ molecule.

The upper limits for M^2 for each value of $\sqrt{s_0}$ are given in Table I.

Table I: Upper limits in the Borel window for $D_1 D$ molecule with $J^P = 1^-$.

$\sqrt{s_0}$ (GeV)	M_{max}^2 (GeV ²)
4.5	2.56
4.6	2.73
4.7	2.9

In the case of the D_1D molecule we get a worse Borel stability than for the D^*D^* , in the allowed sum rule window, as a function of M^2 , as can be seen by Fig. 5. We also observe that the results are, in this case, more sensitive to the values of m_c .

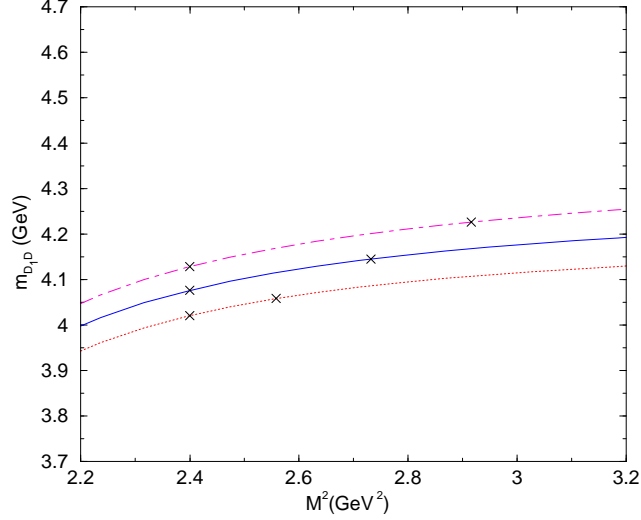


FIG. 5: The D_1D meson mass as a function of the sum rule parameter (M^2) for $\sqrt{s_0} = 4.5$ GeV (dotted line), $\sqrt{s_0} = 4.6$ GeV (solid line) and $\sqrt{s_0} = 4.7$ GeV (dot-dashed line). The crosses indicate the upper limit in the Borel region allowed by the dominance of the QCD pole contribution.

In Fig. 5, we show the D_1D meson mass, for different values of $\sqrt{s_0}$, in the relevant sum rule window, with the upper validity limits indicated. From this figure we see that the results are not very stable as a function of M^2 .

Using the Borel window, for each value of s_0 , to evaluate the mass of the D_1D meson and then varying the value of the continuum threshold in the range $4.5 \leq \sqrt{s_0} \leq 4.7$ GeV, and the charm quark mass in the range $m_c = (1.23 \pm 0.05)$ GeV, we get

$$m_{D_1D} = (4.12 \pm 0.10) \text{ GeV}, \quad (16)$$

around 160 MeV below the $D_1D(4285)$ threshold, and around 130 MeV smaller than the mass of the $Z_2^+(4250)$ resonance structure. Therefore, in this case, there is an attractive interaction between the mesons D_1 and D which can lead to the molecular state discussed above. Considering the uncertainties in Eq. (16), and the width of the $Z_2^+(4250)$ resonance structure: $\Gamma_2 = 177_{-39}^{+54+316}_{-61}$ MeV, we conclude that it is possible to describe this structure as a D_1D molecular state with $I^G J^P = 1^- 1^-$ quantum numbers.

In conclusion, we have presented a QCDSR analysis of the two-point function for possible $D^*\bar{D}^*$ and $D_1\bar{D}$ molecular states with $I^G J^P = 1^- 0^+$ and $I^G J^P = 1^- 1^-$ respectively. We conclude that the $D^{*+}\bar{D}^{*0}$ state is probably a virtual state that is not related with the $Z_1^+(4050)$ resonance-like structure recently observed by the Belle Coll. [6]. Considering the fact that the D^*D^* threshold (4020) is so close to the $Z_1^+(4050)$ mass and that the $\eta_c''(3^1S_0)$ mass is predicted to be around 4050 MeV [18], it is probable that the $Z_1^+(4050)$ is only a threshold effect [18]. Another possibility is that the $D^*\bar{D}^*$ are in a relative p-wave state. Such configuration will lead to a $J^P = 1^-$ state as the naive s-wave decay of $\pi^+\chi_{c1}$ would imply. In the case of the $Z_2^+(4250)$ resonance structure, we conclude that it is possible to describe this structure as a D_1D molecular state with $I^G J^P = 1^- 1^-$ quantum numbers. However, it is very important to include its width in the calculation. Work along these directions are in progress.

Acknowledgements

This work has been partly supported by FAPESP and CNPq-Brazil and by the Korea Research Foundation KRF-2006-C00011.

-
- [1] S.-K. Choi *et al.* [Belle Collaboration], Phys. Rev. Lett. **91**, 262001 (2003).
 - [2] K. Abe *et al.* [Belle Collaboration], Phys. Rev. Lett. **100**, 142001 (2008) [arXiv:0708.1790].
 - [3] E. S. Swanson, Phys. Rept. **429**, 243 (2006).
 - [4] C. Meng, K.-T. Chao, arXiv:0708.4222.
 - [5] S.H. Lee, A. Mihara, F.S. Navarra and M. Nielsen, Phys. Lett. **B661**, 28 (2008) [arXiv:0710.1029].
 - [6] R. Mizuk *et al.* [Belle Collaboration], arXiv:0806.4098.
 - [7] Z.-G. Wang, arXiv:0807.2581; arXiv:0807.4592.
 - [8] X. Liu, Z.-G. Luo, Y.-R. Liu, S.-L. Zhu, arXiv:0808.0073.
 - [9] M.A. Shifman, A.I. and Vainshtein and V.I. Zakharov, Nucl. Phys. **B147**, 385 (1979).
 - [10] L.J. Reinders, H. Rubinstein and S. Yazaki, Phys. Rept. **127**, 1 (1985).
 - [11] For a review and references to original works, see e.g., S. Narison, *QCD as a theory of hadrons, Cambridge Monogr. Part. Phys. Nucl. Phys. Cosmol.* **17**, 1 (2002) [hep-h/0205006]; *QCD spectral sum rules*, *World Sci. Lect. Notes Phys.* **26**, 1 (1989); *Acta Phys. Pol.* **B26**, 687 (1995); *Riv. Nuov. Cim.* **10N2**, 1 (1987); *Phys. Rept.* **84**, 263 (1982).
 - [12] R.D. Matheus *et al.*, Phys. Rev. **D75**, 014005 (2007).
 - [13] S.H. Lee, M. Nielsen, U. Wiedner, arXiv:0803.1168.
 - [14] M.E. Bracco, S.H. Lee, M. Nielsen, R. Rodrigues da Silva, arXiv:0807.3275.
 - [15] R.M. Albuquerque and M. Nielsen, arXiv:0804.4817.
 - [16] B. L. Ioffe, Nucl. Phys. **B188**, 317 (1981); **B191**, 591(E) (1981).
 - [17] S. Narison, Phys. Lett. **B466**, 345 (1999); S. Narison, Phys. Lett. **B361**, 121 (1995); S. Narison, Phys. Lett. **B387**, 162 (1996); S. Narison, Phys. Lett. **B624**, 223 (2005); H. Forkel, M. Nielsen, Phys. Lett. **B345**, 55 (1995).
 - [18] S. Godfrey, S.L. Olsen, arXiv:0801.3867.