

GRB PRODUCTION AND SN SIGNATURES IN SLOWLY ROTATING COLLAPSARS

DIEGO LOPEZ-CAMARA, WILLIAM H. LEE

Instituto de Astronomía, Universidad Nacional Autónoma de México, Apdo. Postal 70-264, Cd. Universitaria, México D.F. 04510,
(dlopez,wlee)@astroscu.unam.mx

AND

ENRICO RAMIREZ-RUIZ

Department of Astronomy and Astrophysics, UCO/Lick, University of California, Santa Cruz, Santa Cruz, CA, 95060,
enrico@ucolick.org

Submitted to ApJ

ABSTRACT

We consider accretion onto newborn black holes following the collapse of rotating massive stellar cores, at the threshold where a centrifugally supported disk gives way to nearly radial inflow for low angular momentum. For realistic initial conditions taken from pre-supernova evolution calculations, the densities and temperatures involved require the use of a detailed equation of state and neutrino cooling processes, as well as a qualitative consideration of the effects of General Relativity. Through two-dimensional dynamical calculations we show how the energy release is affected by the rotation rate and the strength of angular momentum transport, giving rise to qualitatively different solutions in limits of high and low angular momentum, each being capable of powering a GRB. We explore the likelihood of producing Fe-group elements in the two regimes and suggest that while large and massive centrifugally supported disks are capable of driving strong outflows with a possible SN-like signature, quasi-radial flows lack such a feature and may produce a GRB without such an accompanying feature, as seen in GRB060505.

Subject headings: accretion, accretion disks — hydrodynamics — gamma rays: bursts — supernovae

1. INTRODUCTION

Gamma Ray Bursts (GRBs) have remained as an outstanding problem in astrophysics since their discovery in 1967 (Klebesadel et al. 1973). Major advances in their understanding came through observational breakthroughs following BATSE, which provided an extensive all-sky catalog (Fishman & Meegan 1995) and the identification of counterparts at lower energies at high redshift (Metzger et al. 1997) through Beppo Sax (van Paradijs et al. 2000) and Swift (Gehrels et al. 2007). Isotropic equivalent energies range from 10^{49} erg s⁻¹ to 10^{52} erg s⁻¹, coming from sources at redshifts as high as $z \simeq 6$ that are randomly distributed over the sky (Meegan et al. 1992). GRBs are commonly divided into short (SGRBs, less than 2 seconds in duration, typically at redshift $z \simeq 1$ and frequently in host galaxies with low star formation rates) and long (LGRBs, longer than 2 seconds, residing at $z \simeq 1 - 5$ in star forming galaxies) events. An additional distinction is that those of the short variety tend to have harder spectra, hence the short-hard/long-soft denomination (Dezalay et al. 1996). Recently there appears to be a substantial and, in some respects, puzzling overlap between the two populations, and it has been suggested that a third group or even a new classification is necessary (Gehrels et al. 2006; Gal Yam et al. 2006; Della Valle et al. 2006b; Fynbo et al. 2006).

The energy release, short duration and variability time scales associated with GRBs favor accretion onto compact objects, or magnetically powered events from such objects, as their ultimate source. Many models have been suggested over the years, a number of which were discarded once the global energy budget was fixed through the resolution of the distance scale to the sources. Among the early proposals still considered are compact binary mergers (Lattimer & Schramm 1974, 1976; Paczyński 1986, 1991; Eichler et al. 1989; Narayan et al. 1992), magnetars (Usov 1992; Thompson 1994; Mészáros & Rees 1997) and the collapse of massive stellar cores (Woosley 1993), see (Mészáros 2002; Piran 2004; Nakar 2007; Lee & Ramirez-Ruiz 2007) for reviews.

In general, accretion onto a central object can proceed and release gravitational binding energy efficiently if the gas can cool, and thus move down in the potential well (Salpeter 1964; Zel'Dovich 1964). At the usual astrophysical scales, this occurs through photons, and produces phenomena ranging from Active Galactic Nuclei (AGN) to Low Mass X-Ray Binaries (LMXBs). If the accretion rate is too high though, the fluid may become so optically thick to the photons that they become trapped and are unable to cool the gas. At even higher accretion rates, a different mechanism enters the picture, namely, neutrino cooling. This regime is termed “hyper-critical”, since it is far above the usual Eddington limit for photons, and is relevant, for example, in post supernova cores and the associated fall back, as was probably the case in SN1987A (Chevalier 1989; Houck & Chevalier 1991). It is this phenomenon that is now thought possible of generically powering GRBs. The question at the forefront of attention has been how to achieve these conditions in an astrophysical setting.

There has been mounting evidence in the past few years linking LGRBs at low redshift with type Ic SNe, with spatial and temporal coincidences for a number of events (Woosley & Bloom 2006; Kaneko et al. 2008). Galama et al. (1998) linked for the first time a LGRB with a SN (GRB980425 with SN1998bw). After 27 days the optical spectrum of

GRB980425 resembled that of a H-deficient type Ic SN. To date there have been at least 6 other LGRB/SN connections: XRF020903 (Soderberg et al. 2005); GRB021211 with SN2002lt (Della Valle et al. 2003); GRB030329 with SN2003dh (whose optical spectrum afterglow was strikingly similar to that of SN1998bw (Stanek et al. 2003)); GRB031203 with SN2003lw (Malesani et al. 2004; Ramirez-Ruiz et al. 2005); GRB050525A with SN2005nc (Della Valle et al. 2006a); and GRB060218 with SN2006aj (Campana et al. 2006). In addition, LGRBs in general are associated with low metallicity star-forming regions in their host galaxies (Prochaska et al. 2004; Gorosabel et al. 2005; Sollerman et al. 2005; Fruchter et al. 2006; Fynbo et al. 2006) suggesting a link to massive stars (Bloom, Kulkarni & Djorgovski 2002; Woosley & Bloom 2006).

The observational association with SNe has given support to the idea that LGRBs are produced in the collapse of massive stellar cores. MacFadyen & Woosley (1999) developed this in great detail in the collapsar scenario, assuming a black hole is formed at the center and evaluating the potential to produce a GRB. The infalling stellar material that is not ejected in the usual supernova forms a massive, dense and hot accretion disk which releases the necessary energy to power the burst. They distinguished between Type I and Type II collapsars: the former entails the direct collapse of the Iron core to a black hole, while in the latter initially a proto-neutron star lies at the center of the star, and later collapses to a black hole once it has accreted a sufficient amount of mass. A GRB may be produced even if there is no black hole at the center, in a magnetically dominated explosion during the proto-neutron star phase of the collapse (Dessart et al. 2008). Here we will focus on Type I collapsars. The absence of H lines in the observed GRB/SN spectra implies that the progenitor has somehow lost its envelope, perhaps through interaction with a binary companion and/or strong winds, and is thus essentially a Wolf-Rayet (WR) star (Izzard, Ramirez-Ruiz & Tout 2004; Cantiello et al. 2007).

In the standard version of the collapsar, the GRB/SN link is a quite natural consequence, and observed associations have thus provided a strong motivation in this sense to study it further. Typical LGRBs have $z \simeq 1 - 4$, which is too far for a SN counterpart to be detected, and indeed, the cases in which there is such a correspondence all lie at fairly low redshift. Two recent events however, GRB060505 and GRB 060614 (Fynbo et al. 2006; Gehrels et al. 2006; Gal Yam et al. 2006; Della Valle et al. 2006b), have pointed perhaps to a different situation in which the γ -ray burst is *not* accompanied by a supernova. Their low redshift allowed deep searches which convincingly ruled out the presence of an underlying type Ic stellar explosion of the kind seen in SN1998bw and SN2003dh, and particularly, the host of GRB060505 is a star forming galaxy, similar to that of typical LGRBs (Fynbo et al. 2006). We explore here how the initial angular momentum distribution in the star, and possibly the vigor of angular momentum transport within the centrifugally supported accretion disk, may furnish a key ingredient to understand this behavior.

An important point is that despite considerable effort (see e.g. Woosley & Heger (2006)), the stellar rotation rate in presupernova cores is not fully determined. It can sensitively depend on evolutionary details, such as mass loss on the main sequence, and the stellar magnetic field, which both lead to important spin down in later stages (Spruit 2002; Heger et al. 2005). Binary interactions may also affect the rotation rate through tidal interactions (Detmers et al. 2008). We note that Yoon & Langer (2005), and Woosley & Heger (2006), have identified a channel for massive stars in which mass and angular momentum losses are greatly reduced by complete mixing in the main sequence and the consequent absence of a giant phase.

What we do know is that the specific angular momentum, J , needed to form a disk around the BH is at least the value of the inner most stable circular orbit R_{isco} ($R_{isco} = 3r_g$, where $r_g = 2GM_{BH}/c^2$ is the Schwarzschild radius) times the velocity of the particles (which are very close to the speed of light). So, a first estimate for the critical J would be $J_{crit} = R_{isco}c = 3r_gc = 6GM/c \sim 10^{16} \text{ cm}^2 \text{ s}^{-1}$ for a one solar mass BH (the true critical value is $J_{crit} \simeq 2r_gc$, see § 3.1). Most studies of collapsars and neutrino dominated accretion flows (MacFadyen & Woosley 1999; Popham, Woosley & Fryer 1999; Heger et al. 2000; Narayan, Piran & Kumar 2001; Proga & Begelman 2003; Proga, MacFadyen, Armitage & Begelman 2003; Lee, Ramirez-Ruiz & Page 2005) have considered angular momentum distributions that are well above this limit and essentially guarantee the formation of a centrifugally supported accretion disk (in stellar core collapse calculations as well as disk evolution studies). In practice, there is also something akin to a maximum value of angular momentum for the collapsar model to work, since for very rapid rotation the accretion disk forms at large radii and the binding energy cannot be effectively dissipated as neutrinos (MacFadyen & Woosley 1999; Lee & Ramirez-Ruiz 2006). Clearly in the limit of slow rotation the accretion disk will form very near the BH, and so General Relativity (GR) will play an important role in its evolution.

Our general objective is to explore the morphology, energy release and observable signatures of hypercritical accretion flows from massive stellar core collapse for a range of angular momentum values covering the transition from centrifugally supported disks to near radial inflow (lying below those usually considered in collapsar calculations) in order to better understand the possible production of LGRBs as well as their putative progenitors. We improve upon previous studies (MacFadyen & Woosley 1999; Proga, MacFadyen, Armitage & Begelman 2003; Lee & Ramirez-Ruiz 2006) in significant ways by considering more detailed thermodynamics in the equation of state, an improved treatment of neutrinos, and through realistic initial conditions taken from evolutionary calculations of Woosley & Heger (2006).

We first describe the input physics and numerical setup in § 2, followed by our results in § 3. Prospects for GRB production and the link between SN and GRBs are given in and § 4.

2. INPUT PHYSICS

2.1. Equation of State and cooling processes

We use a detailed equation of state (Lee, Ramirez-Ruiz & Page 2005) where the total pressure, P , contains contributions from an ideal gas of α particles and free nucleons in nuclear statistical equilibrium (NSE), P_{gas} , black-body radiation, P_{rad} (the optical depth to photons in the gas is such that they are fully trapped), neutrinos, P_ν , and relativistic electron/positron pairs of arbitrary degeneracy, P_{e^\pm} (Blinnikov, Dunina-Barkovskaya & Nadyozhin 1996). We allow for neutronization and a correspondingly variable electron fraction Y_e by requiring charge neutrality and equilibrium in weak interactions, depending on whether the fluid is optically thick or thin to its own neutrino emission (Beloborodov 2003; Lee, Ramirez-Ruiz & Page 2005).

The physical conditions in the accretion flow within the collapsing stellar core are such that the temperature and density is $T \simeq 10^9 - 10^{10}$ K, and $\rho \simeq 10^8 - 10^{10}$ g cm $^{-3}$ respectively. Thus the reaction rates that will dominate the neutrino emissivities, \dot{q}_ν , are e^\pm capture onto free nucleons (\dot{q}_{cap}) and e^\pm annihilation (\dot{q}_{ann}), for which we use the tables of Langanke & Martínez-Pinedo (2001) and the fitting functions of Itoh et al. (1996), respectively¹. Finally, photodisintegration and synthesis of α particles can also cool or heat the gas, and is correspondingly accounted for (see also Lee, Ramirez-Ruiz & Page (2005)).

If the fluid is optically thin, the total cooling is simply the sum of the emissivities described above. At a finite optical depth, we may split it into scattering and absorption components as $\tau_\nu = \tau_{\text{scat}} + \tau_{\text{abs}}$, where the absorption term is due to the inverse reaction of e^\pm capture onto protons or neutrons, $\tau_{\text{abs-cap}}$, and $\nu\bar{\nu}$ annihilation, $\tau_{\text{abs-ann}}$ (Di Matteo, Perna & Narayan 2002):

$$\tau_{\text{abs}} = \tau_{\text{abs-cap}} + \tau_{\text{abs-ann}}, \quad (1)$$

with

$$\tau_{\text{abs-cap}} = \frac{2 \dot{q}_{\text{cap}} H}{7 \sigma_{\text{SB}} T^4} \quad (2)$$

$$\tau_{\text{abs-ann}} = \frac{2 \dot{q}_{\text{ann}} H}{7 \sigma_{\text{SB}} T^4}, \quad (3)$$

H being the pressure scale height in the disk and σ_{SB} the Stefan-Boltzmann constant.

The contribution from scattering off free nucleons is:

$$\tau_{\text{scat}} = 13.8 (C_{s,p} Y_p + C_{s,n} Y_n) \frac{\sigma}{m_u} (k_B T / m_e c^2)^2 \rho H, \quad (4)$$

where Y_n and Y_p are the neutron and proton fractions, $C_{s,p} = (1 + 5\alpha^2)/24$, $C_{s,n} = [4(C_v - 1)^2 + 5\alpha^2]/24$, $C_v = 0.5 + 2 \sin^2 \theta_w$, $\sin^2 \theta_w \approx 0.23$, $\sigma = 1.76 \times 10^{-44}$ cm 2 and $\alpha = 1.25$ (Shapiro & Teukolsky 1983) and the rest of the symbols have their usual meanings.

To compute the internal energy, cooling rate and pressure due to neutrinos we used a two-stream approximation (Popham & Narayan 1995; Di Matteo, Perna & Narayan 2002; Janiuk, Yuan, Perna & Di Matteo 2007):

$$E_\nu(\tau) = 3P_\nu(\tau) = \frac{7\pi^2(k_B T)^4}{8 \cdot 15(\hbar c)^3} \left(\frac{(\tau_{\text{abs}} + \tau_{\text{scat}})/2 + 1/\sqrt{3}}{(\tau_{\text{abs}} + \tau_{\text{scat}})/2 + 1/\sqrt{3} + 1/3\tau_{\text{abs}}} \right) \text{ erg cm}^{-3}, \quad (5)$$

$$\dot{q}_\nu(\tau) = \frac{7}{8} \left(\frac{4\sigma_{\text{SB}} T^4/3}{(\tau_{\text{abs}} + \tau_{\text{scat}})/2 + 1/\sqrt{3} + 1/3\tau_{\text{abs}}} \right) \left(\frac{H}{\text{cm}} \right) \text{ erg cm}^{-3} \text{ s}^{-1}, \quad (6)$$

and

$$P_\nu(\tau) = \frac{1}{3} \left(\frac{7\pi^2(k_B T)^4}{8 \cdot 15(\hbar c)^3} \right) \left(\frac{(\tau_{\text{abs}} + \tau_{\text{scat}})/2 + 1/\sqrt{3}}{(\tau_{\text{abs}} + \tau_{\text{scat}})/2 + 1/\sqrt{3} + 1/3\tau_{\text{abs}}} \right). \quad (7)$$

The total neutrino luminosity (in erg s $^{-1}$) is then calculated through

$$L(\tau) = \int \dot{q}_\nu(\tau) dV \text{ erg s}^{-1}. \quad (8)$$

2.2. Initial setup and numerical method

Our initial data was taken from the one-dimensional pre-supernova calculations of Woosley & Heger (2006). Specifically we considered model 16TI, a rapidly rotating ($v_{\text{rot}} = 390$ km s $^{-1}$ at the equator), $16 M_\odot$ Wolf-Rayet star of low metallicity (1% solar), low mass loss ($2 M_\odot$ loss at the end of the evolution), with an Iron core surrounded by Silicon and Oxygen, Neon and Carbon shells. The density, temperature and radial velocity distributions as functions of the spherical radius, R , were mapped onto a 2D configuration assuming spherical symmetry. We further suppose that the low angular momentum Iron core (with mass $M_{Fe} = 1.6 M_\odot$) will promptly collapse to a black hole (possibly

¹ Neutrino emission through plasmon decays and nucleon-nucleon bremsstrahlung was also computed and found to be insignificant compared to capture and annihilation.

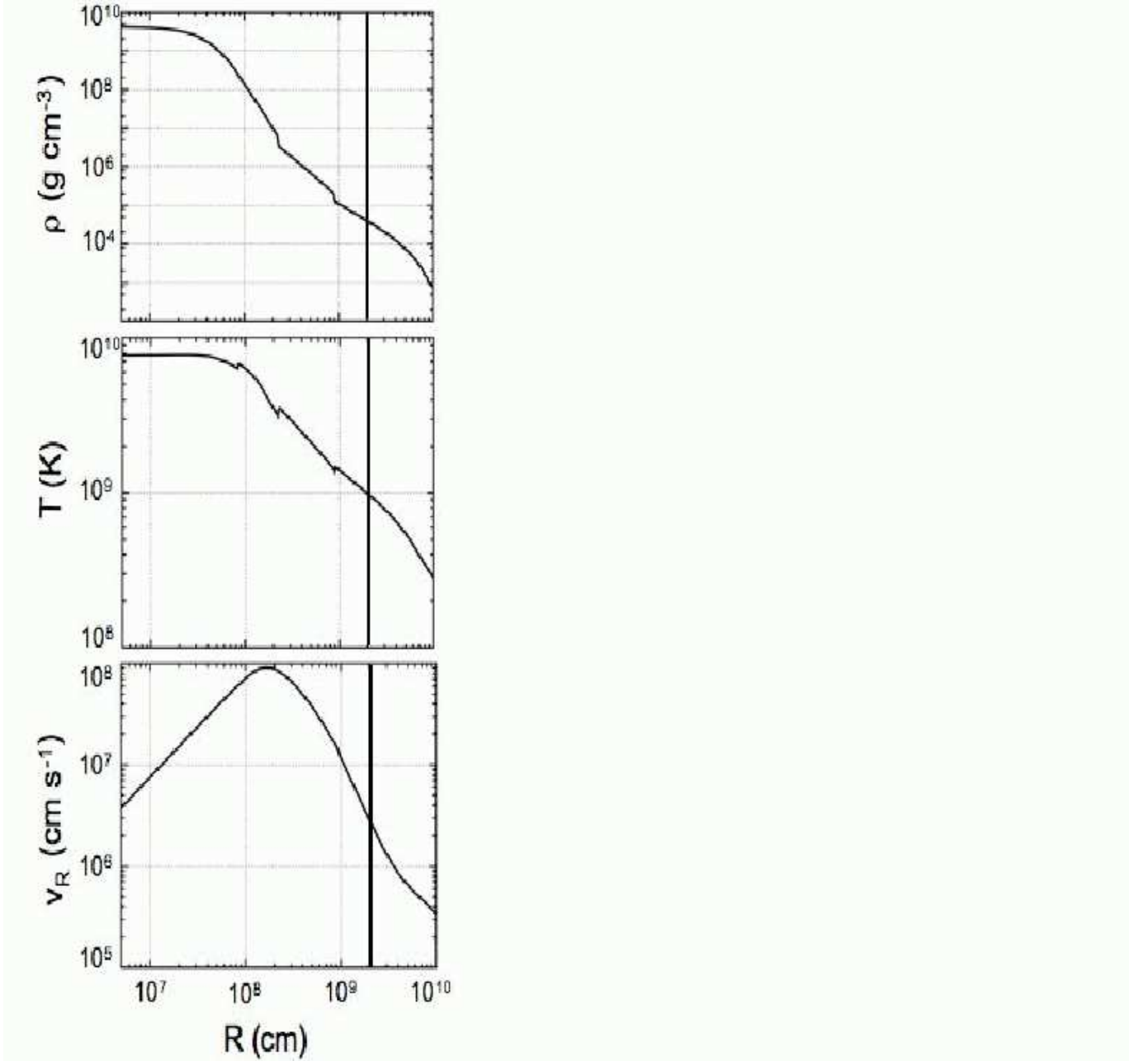


FIG. 1.— Density, temperature and radial velocity profiles in the pre-supernova star used as an initial condition (model 16TI of Woosley & Heger (2006)). The solid vertical line in each panel marks the outer computational boundary used in the simulations.

producing a Type I collapsar, see § 1) and thus condense all of this matter onto the origin in a point mass at the start of the simulation, when the surrounding envelope begins its infall.

The calculations are performed with a two dimensional Smooth Particle Hydrodynamics (SPH) code (Monaghan 1992) in cylindrical coordinates (r, z) with azimuthal symmetry (Lee & Ramirez-Ruiz 2002, 2006; Lee, Ramirez-Ruiz & Page 2005) and a reflecting boundary along the polar axis (no reflection about the $z = 0$ plane is assumed). The inner and outer boundaries were set at spherical radii $R_{\text{in}} = 2 \times 10^6$ cm and $R_{\text{out}} = 2 \times 10^9$ cm, respectively, with free outflow conditions imposed during the simulation. Any material crossing the inner boundary is assumed to be accreted by the black hole, whose mass is correspondingly updated. Matter lost through the outer boundary is not followed. We solved the continuity, momentum, and energy equations, including the terms arising from the full viscous stress tensor $t_{r\phi}$ (Lee & Ramirez-Ruiz 2002), and took the α prescription (Shakura & Sunyaev 1973) for the coefficient of viscosity, $\eta_v = \alpha \rho c_s H$, where c_s is the local sound speed and $H = c_s / \Omega_K$ is the pressure scale height (Ω_K is the local Keplerian orbital angular frequency). Doing the calculation in two dimensions allows for good spatial resolution, a considerable simulated interval and a solid discussion of angular momentum and viscosity effects. The initial profile is reproduced with a Monte Carlo accept/reject procedure, typically with $1 - 2 \times 10^5$ SPH

particles in the computational domain. The spatial resolution is intrinsically adaptive in this numerical scheme and varies greatly, increasing at small radii (or equivalently, high densities) with a typical smoothing length of few $\times 100$ m in the inner disks formed.

The gravitational potential of the black hole is computed with the pseudo-newtonian expression of Paczyński & Wiita (1980):

$$\phi = -\frac{GM_{\text{BH}}}{r - r_g}, \quad (9)$$

which approximates GR effects in the inner regions for a non-rotating (Schwarzschild) black hole. In particular, it reproduces the position of the innermost stable circular orbit at $r_{\text{isco}} = 3r_g$, as well as the marginally bound orbit at $r_{\text{mb}} = 2r_g$.

The mass in the collapsing envelope is comparable to that of the black hole, so one should consider self-gravity. We assume that the mass distribution remains roughly spherical, so a mass element at spherical radius R_0 is affected only by the matter distribution at radii $R \leq R_0$ as if it were concentrated at the center of the star. This, while strictly valid only for configurations with spherical symmetry, is nevertheless a good approximation for the present set of calculations, since deviations in the mass distribution indeed remain small. Figure 1 shows the initial density, temperature and radial velocity profiles in the presupernova star as functions of spherical radius, taken from Woosley & Heger (2006).

3. RESULTS

3.1. Expectations

Consider a non-rotating black hole surrounded by rotating material distributed in spherical symmetry with vanishing pressure. For a distribution of specific angular momentum increasing monotonically with respect to the polar angle, flowlines in the polar regions will be qualitatively different than those near the equator, and can be divided into three types: (a) those with very little angular momentum, moving nearly radially into the black hole; (b) those with high angular momentum which can find a point where centrifugal support balances the gravitational field (the circularization radius); and (c) those that would accrete onto the central mass but cross the equatorial plane, $z = 0$, before doing so. Recall that in GR capture orbits exist even for non-vanishing angular momentum, and the critical value defining this class of solutions is $J_{\text{crit}} \simeq 2.0r_g c$. Here we will consider $J \geq J_{\text{crit}}$ as high angular momentum, and $J \sim J_{\text{crit}}$ as low. This general situation has been considered before in the context of Low-Mass X-ray Binaries (LMXBs) by Beloborodov & Illarionov (2001), and for accretion modes in collapsars by Lee & Ramirez-Ruiz (2006) (an analytical derivation of low angular momentum flowlines in GR has been carried out by Huerta & Mendoza (2007)).

Encountering the centrifugal barrier or a flowline from the opposite hemisphere can lead to a shock (and thus hydrodynamical effects) in which the kinetic energy is efficiently converted into thermal energy. If the material does not have enough angular momentum to remain in orbit, it will fall onto the black hole due to GR effects, *even in the absence of any angular momentum transport mechanism* through a fast, nearly *inviscid* disk. For high angular momentum, a disk (with scale height H and typical radius r) forms in the equatorial plane, and if cooling occurs some of this energy will be lost from the system through photons or neutrinos, depending on the physical conditions. For efficient cooling the disk will be nearly isothermal and geometrically thin, with $H \ll r$. In the opposite adiabatic regime it can be quite thick, and $H \sim r$. Energy dissipation will in general circularize motions at a radius given by the local value of angular momentum, and if any of this is subsequently removed (through any mechanism), or it is already below the critical value, the material inside the disk may move radially and possibly be accreted by the black hole. The size and geometry of the newly formed disk thus reflects: (a) the angular momentum distribution, fixing the point where the centrifugal barrier is encountered; (b) the mass accretion rate, giving the total gravitational energy which can be converted into thermal energy; (c) the cooling rate, determining the disk geometry; (d) the value of the α parameter, responsible for angular momentum transport.

In general, previous collapsar studies or neutrino dominated accretion flow studies have considered cases where $J \gg J_{\text{crit}}$ (MacFadyen & Woosley 1999; Popham, Woosley & Fryer 1999; Heger et al. 2000; Narayan, Piran & Kumar 2001; Proga & Begelman 2003; Proga, MacFadyen, Armitage & Begelman 2003). Only recently has the low angular momentum regime in the collapsar context been addressed (Lee & Ramirez-Ruiz 2006), showing the presence of the small *dwarf* disk as described above. For $J > 2.0r_g c$, a thick disk forms, supplying the bulk of the neutrino luminosity from a shocked toroidal region around the black hole. More recently, Janiuk & Proga (2008) considered the minimum angular momentum required for disk formation, taking into account that the accretion of mass by the central object raises the angular momentum threshold as the stellar core collapses.

We explored the dynamical evolution for different values of the α viscosity parameter (see Table 1), and more importantly, different values of angular momentum, which were always separated into radial, R , and polar angle, θ (measured from the rotation axis), variations as $J = J(R, \theta) = J_R(R) J_\theta(\theta)$. For the radial component, $J_R(R)$, we considered constant values with radius (see Table 1). We will consider more realistic distributions of $J_R(R)$ in future work (Lopez-Camara et al. 2008, in preparation). In all cases the initial distribution for $J(\theta)$ corresponded to rigid body rotation on shells, $J(\theta) = \sin^2 \theta$.

3.2. Global properties and flow morphology

For $J(R) = 2.0r_g c$, the flow is essentially at the critical value, and remains nearly radial. Even though some compression occurs in the equatorial region the centrifugal barrier is absent and no shocks are formed. Moreover,

Table 1—Model Parameters

J_0	α
	$(r_g c)$
2.0	0.10
2.5	0.10
3.0	0.10
2.0	0.01
2.5	0.01
3.0	0.01
2.0	0.00
2.5	0.00
3.0	0.00

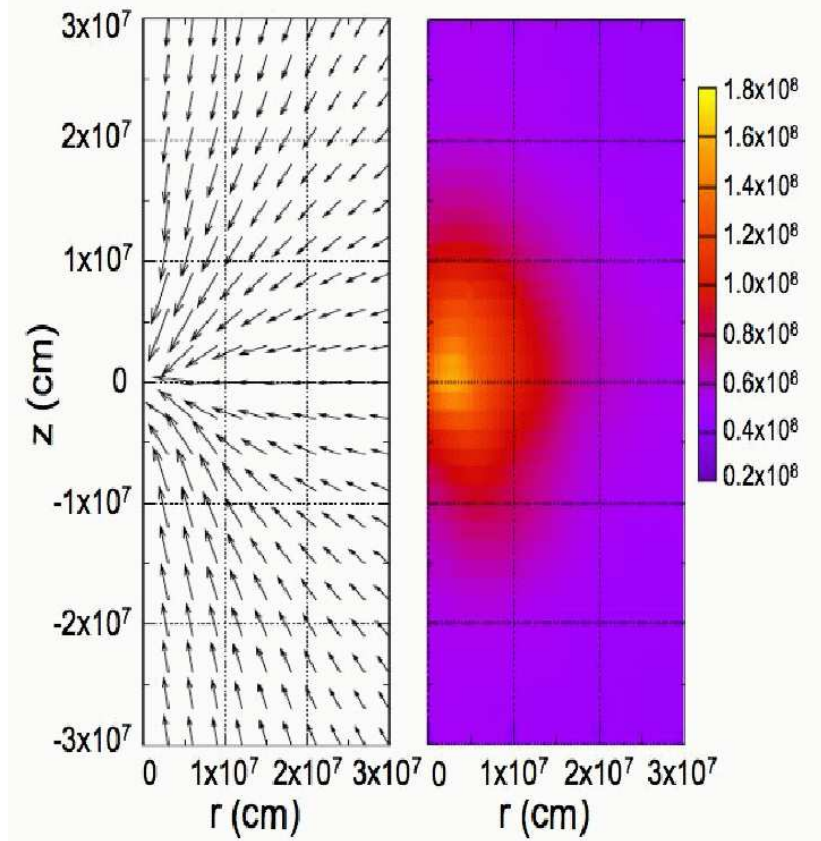


FIG. 2.— Velocity field and density map (in g cm^{-3}) for $(J_0, \alpha) = (2r_g c, 0.1)$ at $t = 0.2$ s. The largest vector corresponds to $v \approx 8 \times 10^7 \text{ cm s}^{-1}$.

since $J(R)$ is constant, the initial velocity field and density map (shown in Figure 2) do not vary substantially as the simulation progresses. For an inflow in strict freefall, conservation of mass and energy give a density profile

$$\rho = \frac{\dot{M}}{4\pi r^2 v_r} = 1.2 \times 10^8 \left(\frac{\dot{M}}{0.5 M_\odot \text{ s}^{-1}} \right) \left(\frac{r}{10^7 \text{ cm}} \right)^{-3/2} \left(\frac{M_{\text{BH}}}{1.7 M_\odot} \right)^{-1/2} \text{ g cm}^{-3}, \quad (10)$$

where \dot{M} is the mass accretion rate and M_{BH} the black hole mass. The solution is plotted as a dotted line in Figure 3 with the above scalings set to unity, clearly showing the excellent agreement between the full simulation and this simple estimate along the equator. The energy release, however, is not negligible, as will be seen below in § 3.5. As long as the equatorial angular momentum is below this critical value, the solution is insensitive to the actual value of the viscosity parameter, α , that is chosen (we computed solutions for α in the range $0 - 10^{-1}$).

For values of $J(R)$ above the critical value the outcome changes drastically. The scale of the disk correlates with J_0 so we will limit the discussion to the case with $J(R) = 3.0 r_g c$ and $\alpha = 0.10$. An initial disk forms close to the equator after 0.1 s, the free fall time from the boundary of the Fe core, when the innermost regions of the envelope approach their circularization radius $r_c \approx J_0^2 / GM_{\text{BH}}$. The transformation of kinetic into thermal energy at the centrifugal barrier produces a hot torus around the black hole. Figure 4 shows the velocity field and a density map at $t = 0.2$ s for $(J_0, \alpha) = (3r_g c, 0.1)$. Note how in the velocity field the flow lines in the polar regions are still largely radial, and an

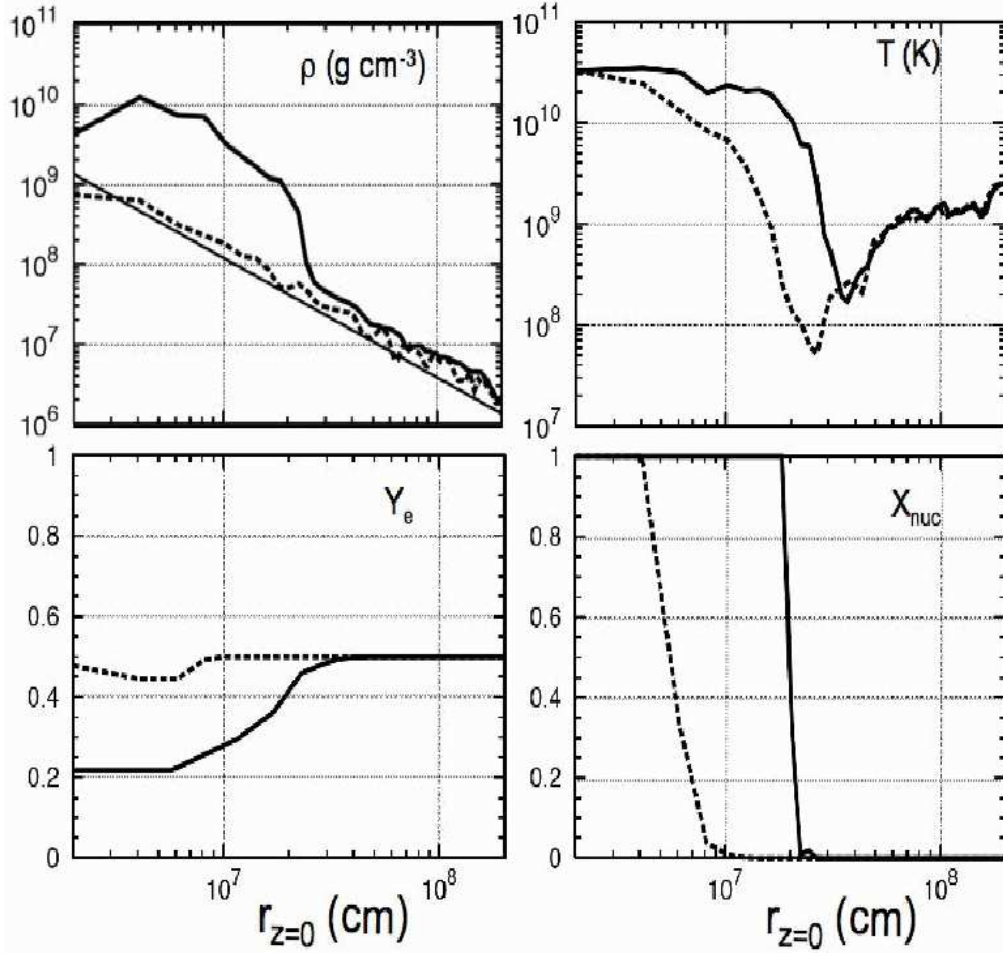


FIG. 3.— Equatorial ($z = 0$) density, temperature, electron fraction and nucleon mass fraction distribution for $(J_0, \alpha) = (3r_g c, 0.1)$ (solid line) and $(J_0, \alpha) = (2r_g c, 0.1)$ (dashed line) at $t = 0.2$ s. The power law given by a thin solid line in the density panel is the solution given in equation (10).

asymmetry is apparent, with the polar shock lying substantially closer to the black hole than in the equator. A large scale meridional circulation with two prominent eddies is also apparent.

The temperature and density rise rapidly behind the shock front, releasing a substantial amount of energy and photodisintegrating He. It is here where neutrino emission, finite optical depth effects and neutronization can become important. A substantial fraction of the released energy will likely be directed to the polar regions because of geometrical effects, and may give rise to a fireball capable of producing a GRB (see below § 3.5).

Outside the shock front, the solution is essentially the same as for low angular momentum (see Figure 3), with a jump at $r \approx r_c$. For angular momentum $J_0 = Ar_g c$, with $A \geq 2$ being a constant, the circularization radius for equatorial matter is $r_c \approx 2A^2 r_g$ and the freefall velocity at r_c is $v_{\text{ff}} = c/2^{1/2}A$. If the kinetic energy of infall is entirely transformed into thermal energy, one would naively estimate the latter as

$$kT = \frac{m_p c^2}{12A^2} \approx 10(A/3)^{-2} \text{MeV}. \quad (11)$$

This is clearly an overestimate of the temperature, since the velocity is not entirely radial but has a substantial azimuthal component, v_ϕ , by the time it reaches the circularization radius, r_c . It does nevertheless give a useful estimate (and upper bound) on the postshock temperature, as can be seen from Figure 3. As we shall see, it is also high enough to guarantee the complete photodisintegration of the infalling nuclei into their constituent neutrons and protons.

In the initially small disk that forms at the centrifugal barrier, if $\alpha \neq 0$ transport processes transform the constant distribution of angular momentum into a nearly Keplerian one where differential rotation is important. For the Newtonian case the orbital frequency is $\Omega \propto r^{-3/2}$ and at a few gravitational radii this is not a bad approximation even in the pseudo-GR PW potential. In a way this partially erases the memory of the initial distribution: as long as the rotation rate is above a certain threshold, the inner disk will quickly converge to a centrifugally supported structure with strong differential rotation, independently of the details of the initial angular momentum profile. The

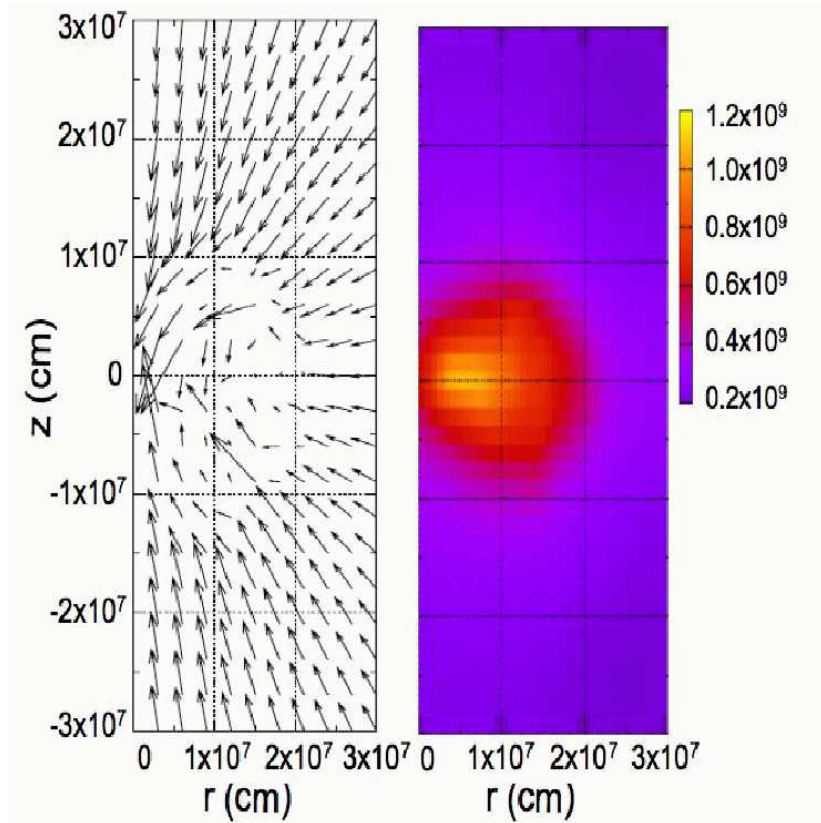


FIG. 4.— Velocity field and density map (in g cm^{-3}) for $(J_0, \alpha) = (3r_{\text{gc}}, 0.1)$ at $t = 0.2$ s. The largest vector corresponds to $v \approx 8 \times 10^7$ cm s^{-1} for densities lower than 5×10^8 g cm^{-3} . At higher values the velocity vectors are reduced by a factor two. The location of the accretion shock is clearly seen at $r(z=0) \approx 2 \times 10^7$ cm.

associated shear produces dissipation and pumps mechanical energy into thermal energy. The rotational structure of the inner disk depends on whether α is finite or not. If $\alpha \neq 0$ the actual value of the specific angular momentum can grow beyond the initial equatorial value J_0 through transport. For the inviscid regime, $\Omega \propto r^{-3/2}$ (and hence $J \propto r^{1/2}$) only as long as this implies $J \leq J_0$. At greater radii the equatorial flow maintains constant specific angular momentum.

Approximately 0.2 seconds after the formation of the initial disk, a shock begins to propagate outward, initially moving at $v \approx 2 \times 10^8$ cm s^{-1} in the equatorial regions. The post shock gas pushes out against the infalling envelope mainly because of viscous heating for $\alpha = 0.1$, and is aided by a combination of neutrino heating and He synthesis². The calculations were stopped at $t \sim 0.5$ s, when the shock reached the outer boundary. Not only is the numerical solution no longer self-consistent, but by then our resolution had decreased notably, since accretion onto the black hole entails a loss of particles, and thus resolution. We will address this issue in an adaptive form in future work. For low viscosity the inner disk is denser due to the reduced transport efficiency and the outward motion of the shock is only slightly delayed. In the inviscid limit there is no associated heating but the piling up of material due to the lack of transport also induces outward motion of the shock front after a comparable delay of $\simeq 0.2$ s.

In general, the inner disk can remain thick despite the presence of cooling because of the continuous infall of material and, in some cases, because the optical depth to neutrinos is large enough to keep the internal energy from immediately escaping. As long as the angular momentum of the infalling gas is greater than the critical value, the morphology is similar, with a greater radial extent for higher J_0 .

The breaking of spherical symmetry is in principle a problem for the computation of self-gravity, described in § 2.2. We thus checked how far the actual flow departs from spherical symmetry in terms of the mass distribution as a function of the polar angle θ , and find that the scatter in the radially integrated mass along cones with constant θ is small enough (10%) to be ignored in a first treatment.

3.3. The importance of cooling

To highlight and better understand the importance that the proper computation of cooling has on the global properties of the solution, we have computed the evolution of the flow in two simplified cases. Since neutrinos are the only means through which the gas can cool, and thus move lower in the gravitational potential well, there are two

² In a test calculation with the viscous heating terms switched off, the shock had not started to move outward after 0.5 seconds.

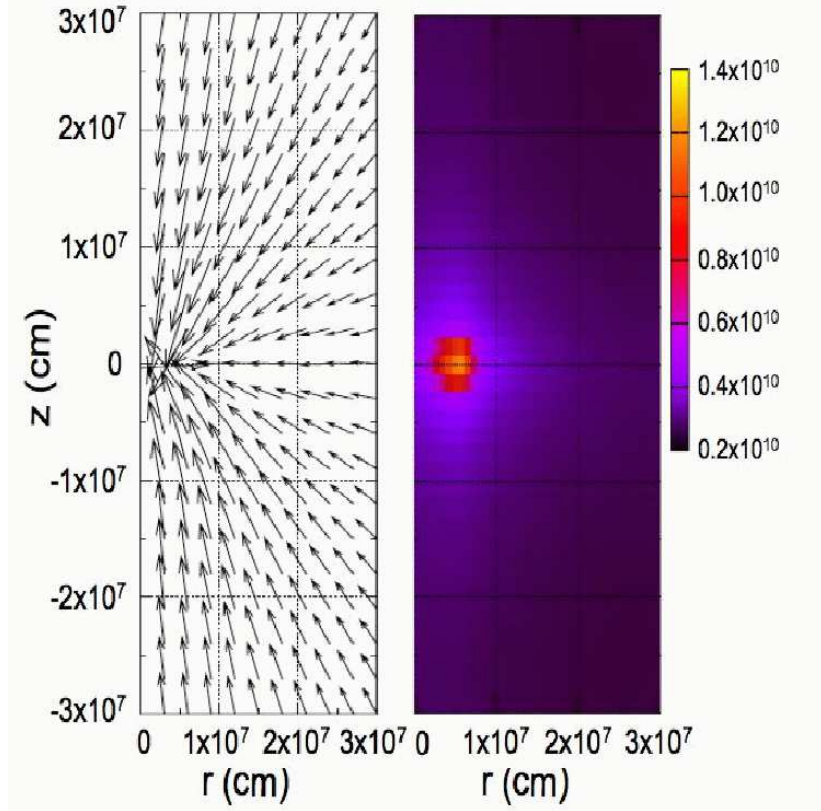


FIG. 5.— Velocity field and density map (in g cm^{-3}) for isothermal flow with $J_0 = 3r_g c$ and $\alpha = 0.1$ at $t = 0.2$ s.

limits in this respect: adiabatic inflow, in which no cooling occurs, and isothermal flow, in which on the contrary, it is extremely efficient. The true solution must lie somewhere between these two extremes, and it is instructive to know which it resembles most. We computed these, in one case by eliminating the cooling terms in the energy equation and thus impeding the outward flow of energy through neutrinos, and in the other by using an ideal gas equation of state with $P = (\gamma - 1)\rho u$, where $\gamma = 1.01$ and the same initial conditions, thus mimicking the isothermal case where $\gamma = 1$ and compressibility is very high. The velocity fields and corresponding density maps (also for $J_0 = 3r_g c$ and $\alpha = 0.1$ are shown in Figures 5 and 6. Equatorial density profiles for the various cases are shown in Figure 7, and can be compared with those in Figure 2). The isothermal flow looks qualitatively similar to the low angular momentum case, but the density is two orders of magnitude larger. There is little temporal evolution once the centrifugal barrier is reached, and the solution is quasi-stationary. On the other hand, in the adiabatic solution as soon as the infalling gas reaches the centrifugal barrier, the shock bounces rapidly outwards and the subsequent expansion produces a strong flow reversal, sweeping the inner envelope outwards and beyond the outer boundary (compare with Figure 4 and note that the spatial scale is five times larger). At the instant shown in Figure 7 the density has decreased considerably, even beyond the solution where neutrino emission was included. The fact that the accretion disk remains geometrically thick in the calculation with neutrino cooling indicates that it is not extremely efficient, resembling the adiabatic solution qualitatively, but significant enough to avoid such a prompt outflow. Given that the emissivities are sensitive functions of temperature and composition, an accurate expression for these and at least an approximate treatment of neutrino optical depths is clearly a crucial ingredient in the evolution.

3.4. Thermodynamics inside the disk

The origin of the energy release and the associated neutrino luminosity can be easily understood by examining the various emission mechanisms separately. Figure 8 shows a snapshot at $t = 0.2$ s of the neutrino emissivities for pair annihilation (\dot{q}_{ann}) and e^\pm capture onto free nucleons (\dot{q}_{cap}) as a function of the cylindrical radius r in the equatorial plane ($z=0$), for $(J_0, \alpha) = (3r_g c, 0.1)$.

The highest energy release occurs very close to the black hole: at $r \leq 2 \times 10^7$ cm both \dot{q}_{cap} and \dot{q}_{ann} rise at least three orders of magnitude and release up to 10^{18} erg s $^{-1}$ cm $^{-3}$. The figure also shows the corresponding optical depth contributions for both processes as well as coherent scattering (τ_{scat}) for $(J_0, \alpha) = (3r_g c, 0.1)$ at $t = 0.2$ s. The inner regions ($r \leq 2 \times 10^7$ cm) can become somewhat opaque while at large radii the fluid remains optically thin. Electron/positron annihilation dominates the optical depth in the dense inner region over captures onto free nucleons and coherent scattering. Neutrinos are not entirely free to escape and corrections due to finite optical depth both in the pressure and luminosity (Eq. 6) must be taken into account. A clue to the disk's structure can be

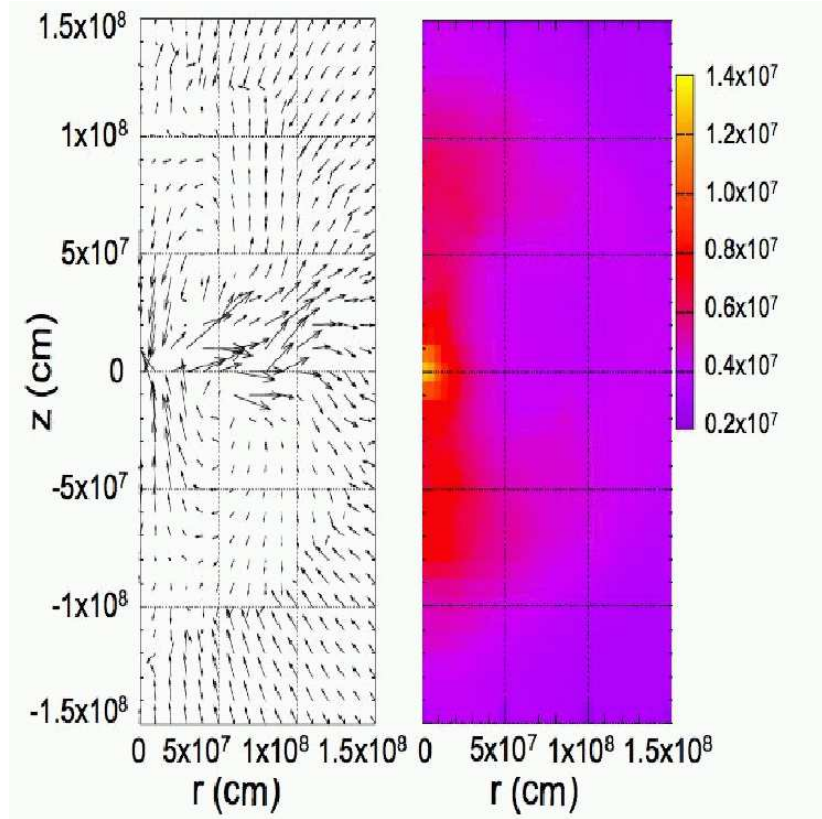


FIG. 6.— Velocity field and density map (in g cm^{-3}) for adiabatic flow with $J_0 = 3r_{\text{gc}}$ and $\alpha = 0.1$ at $t = 0.2$ s. Note the different spatial scale compared to the previous figures. The largest velocity vectors correspond to 10^8 cm s^{-1} for densities lower than $5 \times 10^7 \text{ g cm}^{-3}$. At higher values the vectors are reduced by a factor of two.

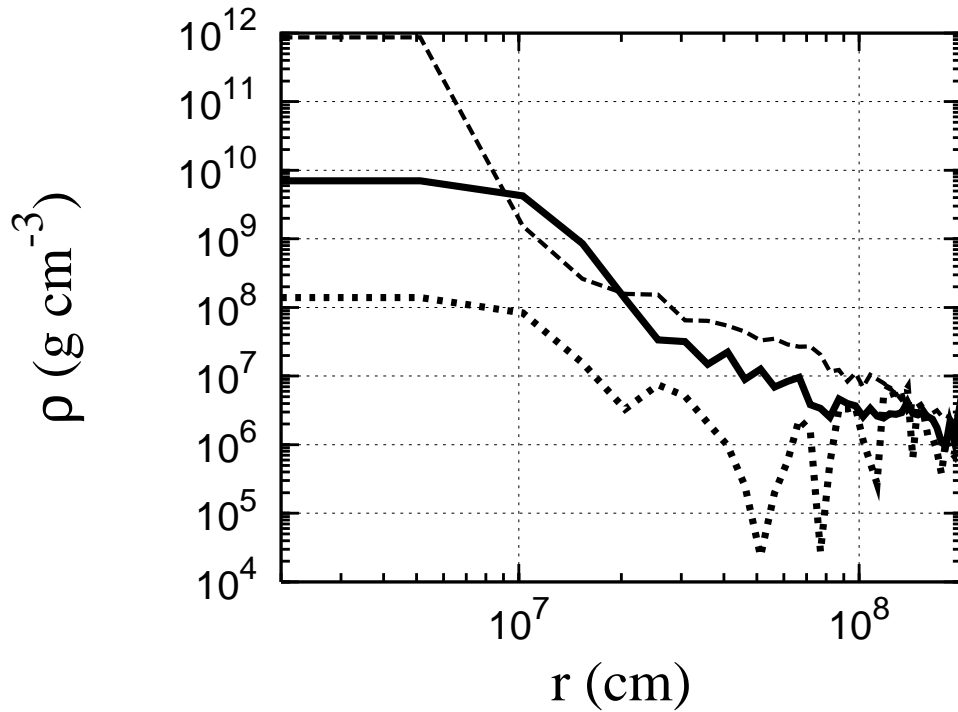


FIG. 7.— Equatorial ($z = 0$) density distributions at $t = 0.2$ s for the simulations carried out in the adiabatic (dotted) and isothermal (dashed) limits, both for $(J_0, \alpha) = (3r_{\text{gc}}, 0.1)$. The thick solid line is the simulation with full microphysical treatment and $(J_0, \alpha) = (3r_{\text{gc}}, 0.1)$.

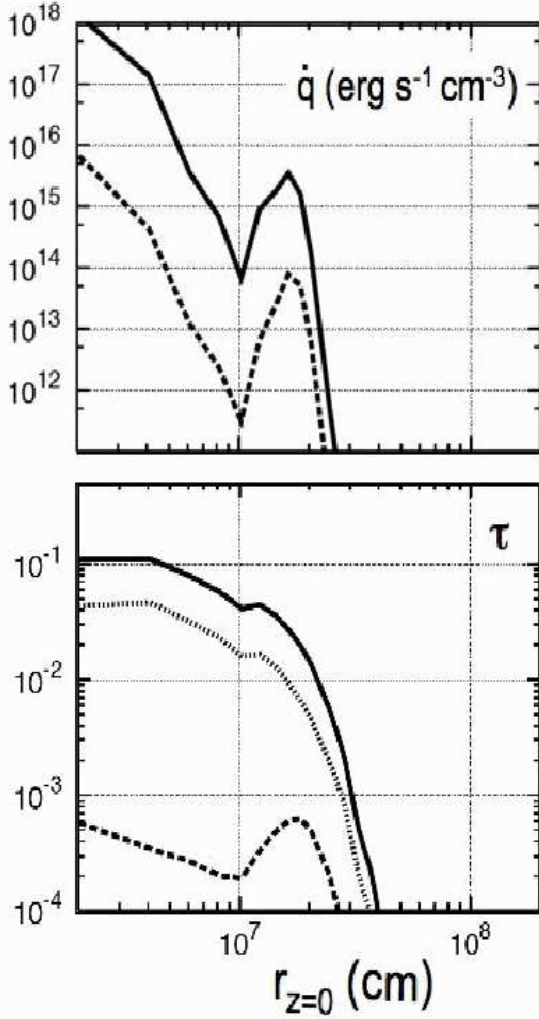


FIG. 8.— Upper panel: Neutrino emissivities \dot{q}_{ann} (solid line) and \dot{q}_{cap} (dashed line) for $(J_0, \alpha) = (3r_g c, 0.1)$ at $t = 0.2$ s. Lower panel: Corresponding optical depth contributions from $\tau_{abs-ann}$ (solid line), $\tau_{abs-cap}$ (dashed line), τ_{scat} (dotted line) for $(J_0, \alpha) = (3r_g c, 0.1)$ at $t = 0.2$ s.

inferred from the comparison of the local cooling (or Kelvin-Helmholtz) time, $t_{cool} \approx E/\dot{q}_\nu$ to the dynamical time, $t_{dyn} \approx (GM_{BH}/r^3)^{-1/2}$, plotted in Figure 9. Despite the high accretion rates, even in the inner regions the cooling time is much longer than the orbital period³. This is in agreement with the previous comparison to the isothermal and adiabatic limits in § 3.3, where we found already that qualitatively at least, the overall picture is indicative of inefficient cooling.

Regarding the thermodynamical properties of the flow, we will focus on $(J_0, \alpha) = (3r_g c, 0.1)$ and $(J_0, \alpha) = (2r_g c, 0.1)$ (the remaining cases are quite similar). Equatorial ($z = 0$) profiles for density, temperature, electron fraction and nucleon mass fraction are shown in Figure 3 for both runs. The outwardly moving accretion shock front in the high angular momentum case is visible at $r \approx 2 \times 10^7$ cm. Once in the post shock region, compression and the rise in temperature fully break up α particles into their constituent neutrons and protons. The consequent cooling through e^\pm captures onto neutrons and protons allows the gas to reach densities high enough that neutronization takes place, lowering Y_e to minimum values close to 0.2 (the higher densities also make the fluid become more degenerate).

For the calculation with $J(R) = J_{crit}$ no centrifugally supported disk forms, although compression is important in the flow just before the gas falls through the inner boundary. The equatorial profiles (shown in the previous figures along with those for $J_0 = 3.0r_g c$) show little evolution, and this case is basically in the inviscid limit, where varying α makes little or no difference on the outcome. The gas is so close to being in free fall that the much longer viscous time scale becomes irrelevant, and runs with different values of α yielded the same solution.

Contrary to the cases with $J(R) > J_{crit}$, where the disk was in some cases opaque, the maximum optical depth is now at most $\tau = 0.01$, dominated also by pair annihilation (the temperature is $kT \simeq 4$ MeV) and the emissivities are substantially lower. Compression and the associated rise in temperature are strong enough to dissociate He

³ At large radii it is appropriately even larger, since the stellar envelope is essentially in hydrostatic equilibrium.

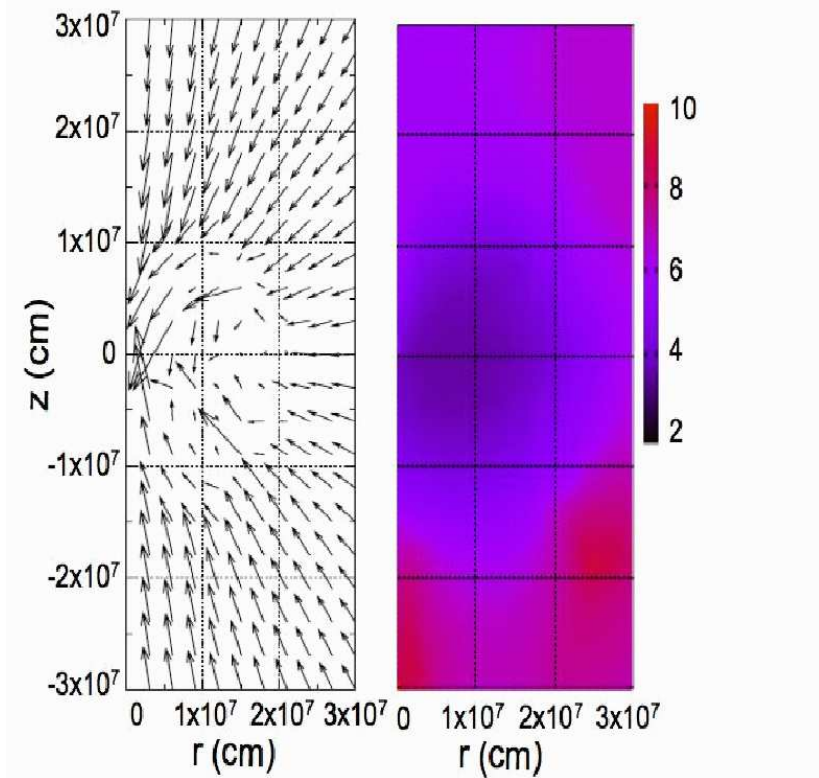


FIG. 9.— Map of t_{cool}/t_{dyn} for $(J_0, \alpha) = (3r_g c, 0.1)$ at $t = 0.2$ s.

Table 2—Neutrino Energetics

J_0 ($r_g c$)	α	ρ_{10}	T_{10}	Y_e	E_{ann} (MeV)	E_{cap} (MeV)
2.0	0.10	0.07	3.70	0.44	12.76	2.87
2.5	0.10	1.02	4.20	0.23	14.46	5.52
3.0	0.10	0.82	3.48	0.18	12.00	4.74
3.0	0.01	4.00	3.75	0.10	12.94	6.63
3.0	0.00	1.89	4.87	0.12	16.77	5.48

almost completely in the inner regions, but no significant neutronization occurs because the maximum density is only $\simeq 10^9 \text{ g cm}^{-3}$. Very close to the black hole, e^\pm captures produce slight neutronization and the electron fraction drops down to $Y_e = 0.45$. The e^\pm pairs are at the threshold of degeneracy, with $\mu_e/k_B T \approx 1.5$, where μ_e is the chemical potential of the electrons.

The possibility of this transition at high accretion rates (of order a few tenths of a solar mass per second here) was hinted at in the simpler calculations of Lee & Ramirez-Ruiz (2006), but the equation of state used there did not permit neutronization or degeneracy effects to play a role⁴. It is clear from the present set of calculations that such approximations are valid only for quite lower accretion rates (a few hundredths of a solar mass per second). This limitation is valid also for other collapsar studies, where neither finite degeneracy or neutronization have been fully considered. Two important potential consequences in this context stand out.

First, the energy of a given neutrino depends on the physical process responsible for its creation. Those arising from pair annihilation (a thermal process) have characteristic energies of order $E_{ann} \approx 4kT$, while those due to e^\pm capture onto free nucleons (a weak interaction) have energies of order $E_{cap} \approx E_F$, where $E_F \simeq 9(\rho_{10} Y_e)^{1/3} \text{ MeV}$ is the Fermi energy of electrons/positrons ($\rho_{10} = \rho/10^{10} \text{ g cm}^{-3}$). Table 2 shows the values for ρ_{10} , T_{10} , Y_e , E_{ann} and E_{cap} for our calculations (in the inner regions where the energy release is largest, i.e., where $\rho = \rho_{max}$, $T = T_{max}$ and $Y_e = Y_{e,min}$). As E_{ann} and E_{cap} vary with respect to J_0 and α , the transition to a different thermodynamic regime will thus modify the emergent neutrino spectrum. This in turn affects the global energy release, since at a given neutrino luminosity, L_ν , the efficiency for neutrino annihilation scales with $\langle E_\nu \rangle$, and thus more energetic neutrinos will be more efficiently converted into a relativistic pair plasma.

Second, the morphology of the flow may be influenced by the available energy sinks (e.g., advection, neutrino losses) allowed in a calculation. Dissipation in the disk through viscosity adds to the internal energy reservoir. If it is allowed

⁴ They assumed that hot e^\pm pairs were abundant, producing a pressure contribution $\propto T^4$, and that $\tau_\nu \ll 1$.

to escape with moderate efficiency the vertical scale height will be limited. Otherwise the disk will tend to expand in response, or possibly drive winds from its surface. In the original collapsar calculation of MacFadyen & Woosley (1999), strong winds driven from the surface of the disk at small radii were reported for one calculation, with $\alpha = 0.10$. Calculations with a smaller dissipation rate did not exhibit this feature. For now, our computations do not span such a long time interval, but the essential morphological features (expanding outer accretion shock, hot torus and dense inner disk) are well established by 0.4 s. We intend to further explore these issues in a second set of simulations with varying angular momentum distributions. Any potential outflows emanating from the inner regions could have a significant impact on the observable signature of the stellar collapse, and so this deserves careful consideration.

3.5. Accretion rate, neutrino luminosity and energy conversion efficiency.

The mass accretion rate $\dot{M}_{BH}(t)$ was computed at the inner boundary $R = R_{in} = 20$ km and is shown in Figure 10 for three runs with the same value of $\alpha = 0.10$, and different angular momentum J_0 . The corresponding neutrino luminosity is plotted in the top panel of Figure 11. The initial delay of about 0.1 seconds represents the infall time from the outer boundary of the Iron core. Thereafter the accretion rate and luminosity rise rapidly, reaching approximately 0.6 solar masses per second and $10^{51} - 10^{52}$ erg s $^{-1}$ respectively. The inner disk is responsible for most of the energy release, and its formation and steady configuration for the next 0.1-0.2 seconds produce a nearly constant accretion rate and luminosity (the efficiency $L_\nu/\dot{M}_{BH}c^2$ during this period is approximately 0.01 and 0.001, for high and low angular momentum, respectively). Note that despite the absence of a centrifugal barrier and a dense disk, the configuration with low angular momentum is capable of significant energy release ($L_\nu \simeq 10^{51}$ erg s $^{-1}$).

The launching of the accretion shock after a few tenths of a second leads to a drop in both the accretion rate and the luminosity, while maintaining a nearly constant efficiency. For $J_0/(r_g c) = 2.5, 3.0$ the outwardly propagating shock eventually perturbs the mass flux to the inner disk before reaching the outer boundary used in the calculation. The higher mass accretion rate at low angular momentum (below the critical value) is due to GR effects but does not initially translate into a higher luminosity because the material falls nearly radially into the black hole and is unable to radiate efficiently.

Neutrino luminosities for a fixed value of angular momentum ($J_0 = 3.0r_g c$) and varying efficiency of viscous transport are shown in the bottom panel of Figure 11. A moderate to null viscosity is in this early stage the most efficient at producing neutrinos in spite of the lower dissipation rate since very efficient angular momentum transport drains the inner disk much too rapidly.

4. DISCUSSION AND CONCLUSIONS

4.1. Limitations

As with all numerical work, the choices made in carrying out the simulations reflect intentions and biases, and the current investigation lacks in several aspects. For example, being a two-dimensional calculation, self gravity has been considered only in an approximate manner, and stability issues that relate to this or are intrinsically three-dimensional (such as spiral arms) are ignored. Furthermore, magnetic fields have not been included and are in all likelihood important for energy release, although probably not for the global dynamical structure of the disk itself. On the other hand, our effort has been directed here at improving the thermodynamical treatment and that of neutrinos, as well as in considering realistic initial conditions derived from stellar evolution calculations. The choice of inner boundary means that the dense, inner disk producing most of the luminosity is well resolved and treated appropriately. A final point that deserves improvement is clearly the distribution of angular momentum, since having a constant value at all radii is not realistic. We have chosen it for now to gauge the effect of other changes when compared to previous work, and provide a guide in further investigation, which will fully explore situations in which the radial part is a characteristic function of radius (Lopez-Camara et al. 2008, in preparation).

With this in mind, we may consider the implications for GRB production and GRB/SN associations following core collapse and prompt black hole formation from this set of calculations.

4.2. Global energetics

The fact that we have placed the inner numerical boundary fairly close to the black hole (at $r_{in} = 20$ km) allows us to directly and more realistically compute the energy release (obviously at the cost of a shorter simulation in time). This is akin to what was done by Lee & Ramirez-Ruiz (2006) and so we can directly compare the two sets of results. The two most important differences between the two studies are in the use of a better equation of state and neutrino treatment here, and in the use of initial models taken from stellar evolution calculations. The neutrino luminosities are higher in the present study, partly because of the more realistic physics employed, but also because of the initial conditions, which directly result in higher accretion rates and densities. Since the cooling rate from captures scales with the density, this fact alone will raise the luminosity. The rates are quite sensitive to the temperature, but the rise in the post shock material is mostly due to the infall kinetic energy per unit mass and is fixed by the potential well of the central black hole. It is clear as well, from the results presented for simplified cases in the adiabatic and isothermal limits, and from the computation of the Kelvin-Helmholtz time scale, that correctly accounting for the energy sinks is a crucial ingredient if one wishes to estimate the global energy release and flow properties. Finally, the emergent neutrino spectrum is a function of the angular momentum of the infalling gas, through the selection of the dominant cooling mechanism. This is admittedly a difficult issue to resolve observationally, but may impact upon the energy deposition rate.

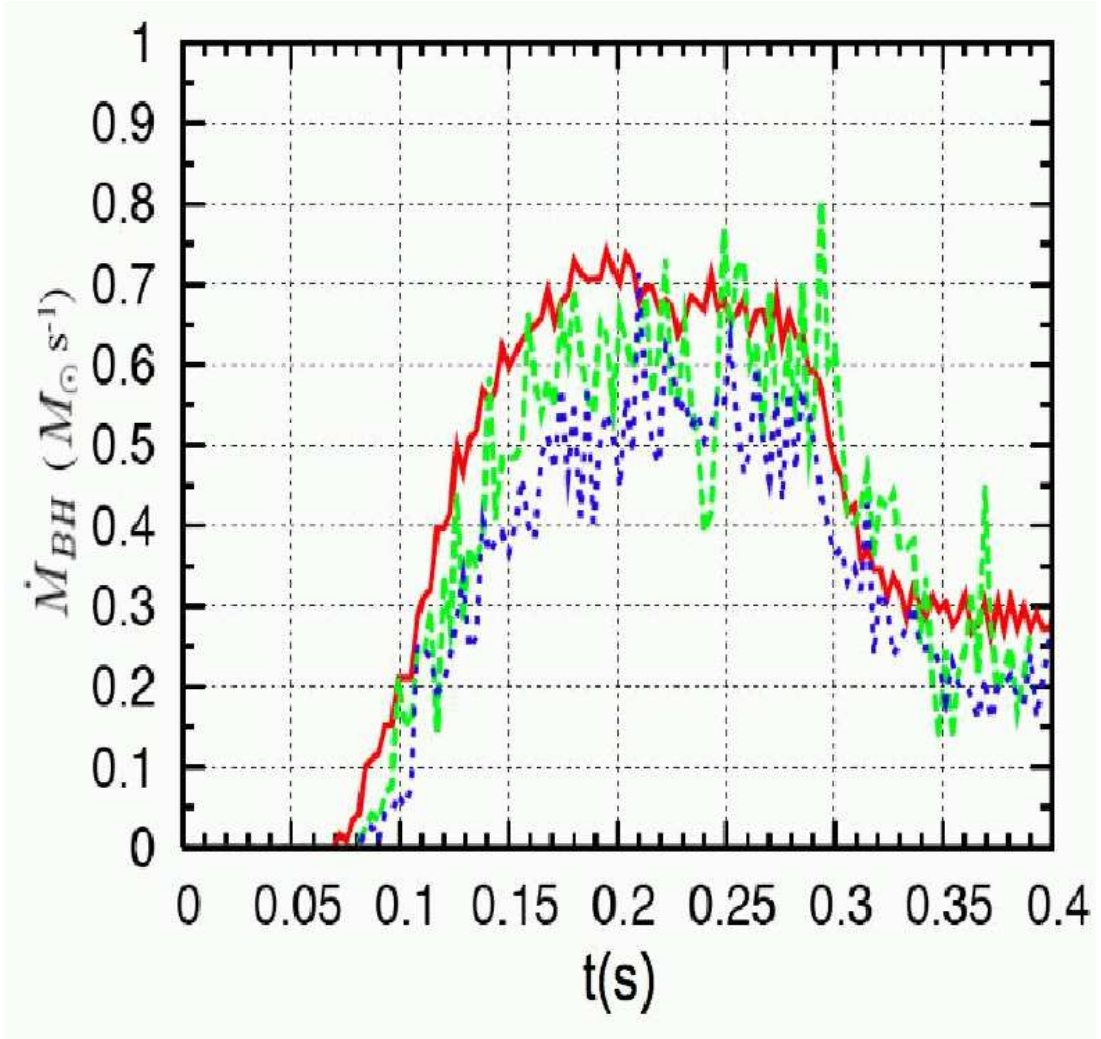


FIG. 10.— Mass accretion rate onto the black hole (\dot{M}_{BH}) for a fixed α with different angular momentum values: $(J_0, \alpha) = (2r_g c, 0.1)$ (red solid line), $(J_0, \alpha) = (2.5r_g c, 0.1)$ (green dashed line), $(J_0, \alpha) = (3r_g c, 0.1)$ (blue dotted line).

The two most important variables that determine the global morphology are the rotation rate, quantified here through the distribution of specific angular momentum, and the strength of angular momentum transport, parametrized through the prescription of Shakura & Sunyaev. It is interesting to note that for high angular momentum (larger than the threshold for disk formation), viscous dissipation is responsible for the production of large scale flows, namely by producing an outward moving shock after a certain delay (a few tenths of a second). The effect is to perturb the flow into the inner disk and decrease the luminosity. The impact on the flow at large radii remains to be explored in greater detail due to the limitation of our outer boundary.

4.3. Implications for GRB production

The compression for low angular momentum cases releases a large amount of energy, not more than one order of magnitude smaller than for the case with a disk, and we believe this to be an important issue: slowly rotating models are in principle capable of releasing an amount of energy that could produce GRBs, although admittedly perhaps only at the faint end of the luminosity distribution. For a 1% efficiency of conversion into pairs through $\nu\bar{\nu}$ annihilation at $L_\nu = 10^{53}$ erg s $^{-1}$, the models shown here can produce annihilation luminosities of about $10^{48} - 10^{49}$ erg s $^{-1}$, depending on the value of J_0 . Performing realistic runs for longer times is a priority, but clearly over long time scales, having slow rotation is not necessarily a handicap regarding the energy release. The simple reason is that, as known for a long time, and first quantified in this scenario by Lee & Ramirez-Ruiz (2006), it is most efficient in terms of energy extraction to have the material release its energy as close as possible to the black hole, or equivalently, as deep as possible in the potential well, but not too close so that it is still shocked by the presence of a centrifugal barrier. Magnetic mechanisms may also power fully or partially a potential burst, and we note here only that the internal energies are high enough, as in the most common hypercritical accretion scenarios, to do so if a fraction of this is transferred to a magnetic field (at a level of 10% of equipartition).

The obvious implication in terms of the type of progenitor one can consider for GRBs is that single stars at the

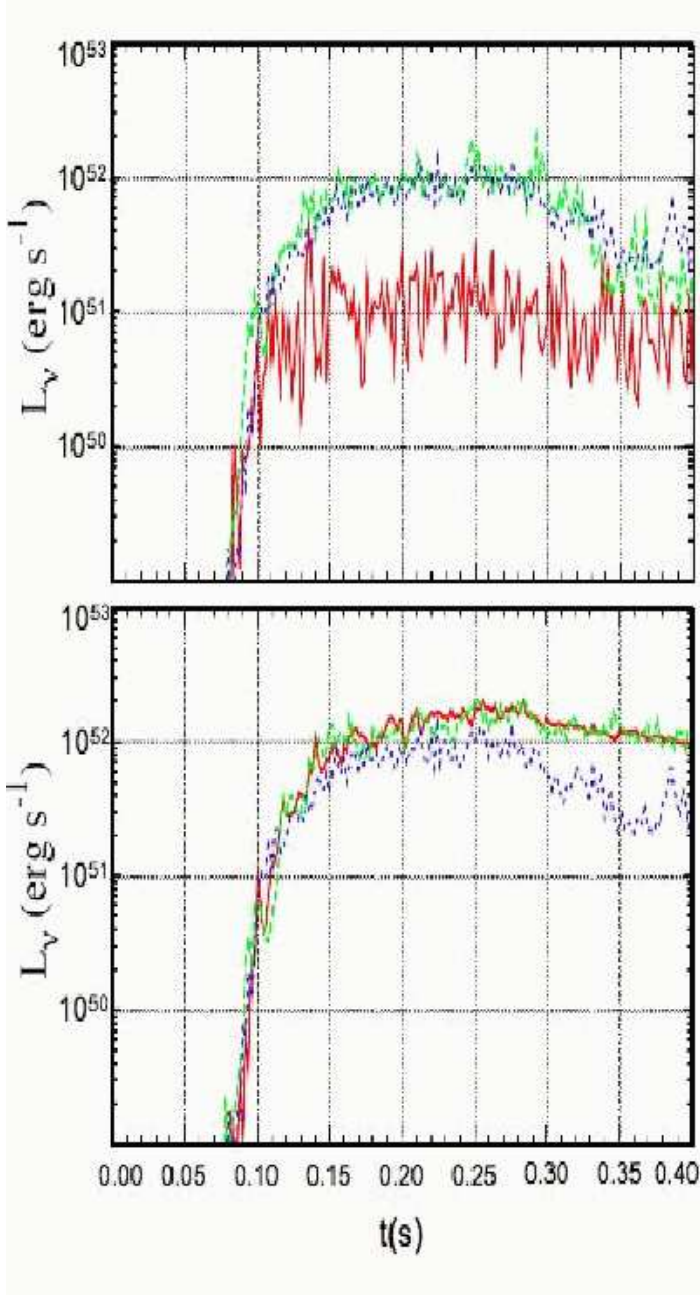


FIG. 11.— Upper panel: Neutrino luminosity L_ν for a fixed value of $\alpha = 0.10$ and different angular momentum values: $(J_0, \alpha) = (2r_g c, 0.1)$ (red solid line), $(J_0, \alpha) = (2.5r_g c, 0.1)$ (green dashed line), $(J_0, \alpha) = (3r_g c, 0.1)$ (blue dotted line). Lower panel: Neutrino luminosity L_ν for a fixed angular momentum $J_0 = 3.0r_g c$ and varying $\alpha = 0.00$ (red solid line), $\alpha = 0.01$ (green dashed line), $\alpha = 0.10$ (blue dotted line).

threshold for disk formation through centrifugal support are capable of giving a gamma ray burst. Having a substantial amount of rotation will obviously guarantee an accretion disk, but perhaps not all cases require such special conditions (as for example, torquing of the pre-supernova star by a binary companion). The isotropic equivalent energy of GRB060505 is $\log[E_{\gamma, \text{iso}}] \simeq 49.5$, clearly within the range obtainable with the models presented here even at low rotation rates.

4.4. Nucleosynthesis in the outflow and GRB/SN association

Centrifugally supported collapsar disks are expected to produce strong winds (MacFadyen & Woosley 1999), driven quite generically by a combination of viscous, neutrino and magnetic effects (the first two of which we have explicitly included here). Pruet et al. (2004) in particular, computed the expected nucleosynthesis of ^{56}Ni in these outflows, using the steady state disk models of Popham, Woosley & Fryer (1999) as an initial condition and considering various mass accretion and dissipation rates. The essential feature of these models is the computation of the change in entropy per baryon, s_b/k in the outflow, starting from the midplane of the accretion disk and reaching a large distance at

which the velocity approaches an asymptotic value $v_w/c \simeq 0.1 - 0.2$. From our hydrodynamical determination of the disk structure using an improved equation of state and thermodynamics, we computed the equivalent entropies in the disk and applied the formalism of Pruet et al. (2004) to compute the total change in s_b/k (assuming the wind reaches similar velocities, unresolved in our simulations spanning 0.5 s). The mass fraction converted to ^{56}Ni , X_{Ni} , then depends sensitively on s_b/k and the ratio $\beta = \dot{M}_o/v_w^3$, where \dot{M}_o is the mass outflow rate and v_w is the terminal wind velocity. Once the outflow is launched we can obtain an estimate of \dot{M}_o directly from the momentum field in the simulation, and v_w/c is taken as $\simeq 0.2$. We find that for $J_0 > J_{\text{crit}}$, and independently of the strength of angular momentum transport, substantial Ni synthesis occurs ($X(^{56}\text{Ni}) \approx 0.5$) in an outflow with $\dot{M} \approx 0.3 M_\odot \text{ s}^{-1}$. This would imply a total ejection of $\simeq M_\odot$ in ^{56}Ni in a GRB lasting 10 seconds, in the right range to account for the outflows seen, e.g., in SN2003dh. The relatively narrow range in J_0 spanned in our calculations does not allow for a good extrapolation to higher rotation rates, but clearly the amount of mass involved is significant, and would likely grow substantially at higher J_0 where more massive and more radially extended disks are expected (Pruet et al. (2004) estimate several M_\odot for the massive, centrifugally supported disks taken from Popham, Woosley & Fryer (1999)). A configuration in which no significant outflows occur because the rotation rate is too low ($J \leq J_{\text{crit}}$) would not be expected in this scenario to produce any significant ejection of radioactive elements capable of producing a SN-like signature. It could, as shown here, still release enough energy through neutrinos or magnetic mechanisms to power a classical GRB. The result, if it were to occur at low redshift, could possibly be an event akin to GRB060505.

We thank S.E. Woosley and A. Heger for making their pre-supernova models available. This work was supported in part by CONACyT (45845E) and PAPIIT (IN113007). DL-C acknowledges support through a CONACyT graduate scholarship. WHL thanks the Department of Astronomy and Astrophysics at the University of California, Santa Cruz for hospitality.

REFERENCES

- Beloborodov, A. M. 2003, *ApJ*, 588, 931
 Beloborodov, A. M., & Illarionov, A. F. 2001, *MNRAS*, 323, 167
 Blinnikov, S. I., Dunina-Barkovskaya, N. V., & Nadyozhin, D. K. 1996, *ApJ*, 106, 171
 Bloom, J. S., Kulkarni, S. R., & Djorgovski, S. G. 2002, *ApJ*, 123, 1111
 Campana, S., et al. 2006, *Nature*, 442, 1008
 Cantiello, M.; Yoon, S.-C.; Langer, N.; Livio, M. 465, L29
 Chevalier, R.A. 1989, *ApJ*, 346, 847
 Della Valle, M., et al. 2003, *A&A*, 406, L33
 Della Valle, M., et al. 2006a, *ApJ*, 642, L103
 Della Valle, M., et al. 2006b, *Nature*, 444, 1050
 Dessart, L., Burrows, A., Livne, E., Ott, C. D. 2008, *ApJ*, 673, L43
 Detmers, R. G.; Langer, N.; Podsiadlowski, Ph.; Izzard, R. G. 2008 *A&A*, 484, 831
 Dezalay, J. P., et al. 1996, *ApJ*, 471, L27
 Di Matteo, T., Perna, T., & Narayan, R. 2002, *ApJ*, 579, 706
 Eichler, D., Livio, M., Piran, T., Schramm, D.N. 1989, *Nature*, 340, 126
 Fishman, G. J., Meegan, C. A. 1995, *ARA&A*, 33, 415
 Fynbo, J. P. U., et al. 2006, *Nature*, 444, 1047
 Fruchter, A. S. et al. 2006, *Nature*, 441, 463
 Galama, T. J., et al. 1998, *Nature*, 395, 670
 Gal Yam, A., et al. 2006, *Nature*, 444, 1053
 Gehrels, N., Cannizzo, J.K., Norris, J.P. 2007, *New J. Phys.*, 9, 37
 Gehrels, N., et al. 2006, *Nature*, 444, 1044
 Gorosabel, et al. 2005, *A&A*, 444, 711
 Heger, A., Woosley, S.E., Spruit, H.C. 2005, *ApJ*, 626, 350
 Heger, A., et al. 2000, *ApJ*, 528, 368
 Houck, J.C., Chevalier, R.A., 1991, *ApJ*, 376, 234
 Huerta, E.A., Mendoza, S. 2007, *RMxAA*, 43, 191
 Itoh, N., et al. 1996, *ApJS*, 102, 411 Itoh et al. (1996)
 Izzard, R.G., Ramirez-Ruiz, E., Tout, C. A. 2004 *MNRAS*, 348, 1215
 Janiuk, A., & Proga, D. 2008, *ApJ*, 675, 519
 Janiuk, A., Yuan, Y., Perna, R., & Di Matteo, T. 2007, *ApJ*, 664, 1011
 Kaneko, Y., et al. 2008, *ApJ*, 654, 385
 Klebesadel, R.W., Strong, I.B., Olsson, R.A. 1973, *ApJ*, 182, L85
 Lattimer, J. M., & Schramm, D. N. 1974, *ApJ*, 192, L145
 Lattimer, J. M., & Schramm, D. N. 1976, *ApJ*, 210, 549
 Langanke, K., & Martínez-Pinedo Lattimer, G. 2001, *At. Data Nucl Data Tables*, 79, 1
 Lee, W. H., & Ramirez-Ruiz, E. 2002, *ApJ*, 577, 893
 Lee, W. H., & Ramirez-Ruiz, E. 2006, *ApJ*, 641, 961
 Lee, W. H., & Ramirez-Ruiz, E. 2007, *New J. Phys.*, 9, 17
 Lee, W. H., Ramirez-Ruiz, & E., Page, D. 2005, *ApJ*, 632, 421
 MacFadyen, A. I., & Woosley, S. E. 1999, *ApJ*, 524, 262
 Malesani, D., et al. 2004, *ApJ*, 609, L5
 Meegan, C. A., et al. 1992, *Nature*, 355, 143
 Mészáros, P. 2002, *ARA&A*, 40, 137
 Mészáros, P., & Rees, M. J. 1997, *ApJ*, 482, L29
 Metzger, M. R., et al. 1997, *Nature*, 387, 878
 Monaghan, J.J. 1992, *ARA&A*, 30, 543
 Nakar, E., 2007, *Phys. Rep.*, 442, 166
 Narayan, R., Paczyński, B., Piran, T. 1992, *ApJ*, 395, L83
 Narayan, R., Piran, T., & Kumar, P. 2001, *ApJ*, 557, 949
 Paczyński, B. 1986, *ApJ*, 308, L43
 Paczyński, B. 1991, *Acta Astron.*, 41, 257
 Paczynski, B., & Wiita, P. J. 1980, *A&A*, 88, 23
 Piran, T. 2004, *Rev. Mod. Phys.*, 76, 1143
 Popham, R., & Narayan, R. 1995, *ApJ*, 442, 337
 Popham, R., Woosley, S. E., & Fryer, C. 1999, *ApJ*, 518, 356
 Prochaska, J. X., et al. 2004, *ApJ*, 611, 200
 Proga, D., & Begelman M. C. 2003, *ApJ*, 582, 69
 Proga, D., MacFadyen, A. I., Armitage, P. J., & Begelman, M. C. 2003, *ApJ*, 599, L5
 Pruet, J., Thompson, T. A., Hoffman, R. D. 2004, *ApJ*, 606, 1006
 Ramirez-Ruiz, E., Granot, J., Kouveliotou, C., Woosley, S.E., Patel, S.K., Mazzali, P.A. 2005, *ApJ*, 625, L91
 Salpeter, E. E. 1964, *ApJ*, 140, 796
 Shakura, N. I., & Sunyaev, R. A. 1973, *A&A*, 24, 337
 Shapiro S. L., & Teukolsky, S. A. 1983, "Black Holes, White Dwarfs, and Neutron Stars: The Physics of Compact Stars (New York: Wiley-Interscience).
 Soderberg, A. M., et al. 2005, *ApJ*, 627, 877
 Sollerman, J., et al. 2005, *New Astronomy*, 11, 103-115
 Spruit, H.C. 2002, *A&A*, 381, 923
 Stanek, K. Z., et al. 2003, *ApJ*, 591, L17
 Thompson, C. 1994, *MNRAS*, 270, 480
 Usov, V. V. 1992, *Nature*, 357, 472
 van Paradijs, J., Kouveliotou, C., Wijers, R.A.M.J. 2000, *ARA&A*, 38, 379
 Woosley, S. E. 1993, *ApJ*, 405, 273
 Woosley, S.E., Bloom, J.S. 2006, *ARA&A*, 44, 507
 Woosley S. E., & Heger A. 2006, *ApJ*, 637, 914
 Yoon, S.C., Langer, N., 2005, *A&A*, 443, 643
 Zel'Dovich, Y. B. 1964, *Soviet Physics Doklady*, 9, 195