

Internal inconsistencies of published parton distributions at large x .

Martin M. Block,¹ Loyal Durand,² and Douglas W. McKay³

¹*Department of Physics and Astronomy, Northwestern University, Evanston, IL 60208*

²*Department of Physics, University of Wisconsin, Madison, WI 53706*

³*Department of Physics and Astronomy, University of Kansas, Lawrence, KS 66045*
(Dated: December 10, 2018)

We recently obtained an explicit expression for the gluon distribution function $G(x, Q^2) = xg(x, Q^2)$ in terms of the proton structure function $F_2^p(x, Q^2)$ in leading-order (LO) QCD by solving the LO DGLAP equation for the Q^2 evolution of $F_2^p(x, Q^2)$ analytically. The method does not require individual quark distributions, so accurate experimental knowledge of $F_2^p(x, Q^2)$ in a region of x and virtuality Q^2 is all that is needed to determine the gluon distribution in this experimental domain. We extend the method here using a Laplace-transform technique, and show that the singlet quark structure function $F_S(x, Q^2)$ can be determined directly in terms of G from the DGLAP gluon evolution equation. To check the consistency of existing numerical solutions for quarks and gluons, we used the published values of the LO quark distributions from the CTEQ5L and MRST2001LO analyses to form $F_2^p(x, Q^2)$, and then solved analytically for $G(x, Q^2)$. We find that the analytic and fitted gluon distributions differ significantly from each other for large Bjorken x values, $x \gtrsim 0.03 - 0.05$ at all Q^2 , and conclude that the published quark and gluon distributions are incompatible in this region. The effects are small numerically, but are likely to lead to significant shifts in central values of the large- x distributions when the inconsistencies are resolved. Using a non-singlet evolution equation, we obtain a sensitive test of quark distributions which holds in both LO and NLO perturbative QCD. In both cases, we find that the CTEQ5 quark distributions in the $\overline{\text{MS}}$ scheme fail to satisfy the equation for $x \gtrsim 0.03 - 0.05$ for all Q^2 , whereas they satisfy the tests numerically to high accuracy for small x . We suggest caution in the use of W or Z production as a “standard candle” in attempting to measure the luminosity of the Large Hadron Collider.

PACS numbers: 13.85.Hd, 12.38.Bx, 12.38.-t, 13.60.Hb

I. INTRODUCTION

In a recent paper [1], we gave an explicit expression for the gluon distribution function $G(x, Q^2) = xg(x, Q^2)$ in terms of the proton structure function $F_2^p(x, Q^2)$ for γ^*p scattering in leading-order (LO) QCD. The result was obtained by solving the LO Dokshitzer-Gribov-Lipatov-Altarelli-Parisi (DGLAP) equation [2] for the Q^2 evolution of $F_2^p(x, Q^2)$ analytically using a differential-equation method. The solution does not require individual quark distributions, so accurate experimental knowledge of $F_2^p(x, Q^2)$ in a region of Bjorken x and virtuality Q^2 is all that is needed to determine the gluon distribution in this experimental domain.

In the present paper, we extend the method using a Laplace-transform technique. We first re-derive the solution for $G(x, Q^2)$ in terms of

$$F_2^p(x, Q^2) = \sum_{i=1}^{n_f} e_i^2 x [q_i(x, Q^2) + \bar{q}_i(x, Q^2)] \quad (1)$$

using our Laplace transform method. We next obtain an analytic solution for the singlet (S) quark distribution function

$$F_S(x, Q^2) = \sum_{i=1}^{n_f} x [q_i(x, Q^2) + \bar{q}_i(x, Q^2)] \quad (2)$$

in terms of $G(x, Q^2)$ by solving the LO gluon evolution equation exactly.

As a test of the method, we use the LO CTEQ5L [3] and the MRST2001 [4] quark distributions to reconstruct the proton structure functions obtained by those groups, solve analytically for the corresponding gluon distribution assuming four massless quarks u, d, c, s , and compare the results with the fitted LO gluon solutions given by the CTEQ and MRST. For both groups we find that the analytic and the published gluon distributions are equal at small x , but diverge considerably from the analytic solution at all Q^2 for $x \gtrsim 0.03$, with the analytic gluon probability distribution becoming *negative* for x near 1. The published quark and gluon probabilities are therefore incompatible with the LO DGLAP evolution equation for $F_2^p(x, Q^2)$ at large x . We find the same problems when we either use the evolution equations for the singlet quark distribution function or for individual quarks to solve for $G(x, Q^2)$.

To investigate this further, we use the DGLAP evolution equation for the non-singlet (NS) distribution

$$F_{NS} \equiv x [u(x, Q^2) + \bar{u}(x, Q^2) + c(x, Q^2) + \bar{c}(x, Q^2) - d(x, Q^2) - \bar{d}(x, Q^2) - s(x, Q^2) - \bar{s}(x, Q^2)] \quad (3)$$

in both leading order (LO) and next-to-leading order (NLO) to construct a sensitive test of the quark distributions. We find that the LO CTEQ5L and the $\overline{\text{MS}}$ NLO CTEQ5M quark distributions fail to satisfy the NS evolution equation in the same regions at large x where the gluons gave difficulty, suggesting that the quark distributions are the problem at large x .

The effects evident in the gluon and quark distributions are small numerically, but are significant fractions of the values of the distributions themselves. They are likely to lead to changes in the preferred *central values* of the distributions when resolved, possibly pushing them outside of current uncertainty bands. This may well affect the predictions of cross sections for production of dijets and Drell Yan processes at high Q^2 (eg. Z' production), dibosons [5, 6], t [7, 8], and $t\bar{t}$ [9] production, which are tied to parton distributions at large x , crucial to the predictions of Higgs boson production. Our high- x effects should also prompt a re-examination of analyses of W and Z production at the Tevatron, which has an impact on use of these cross sections as “standard candles” for the measurement of the luminosity at the Large Hadron Collider [10, 11]. One should also re-examine the use of Z, W and $t\bar{t}$ production as benchmarks to improve parton distributions necessary to predict Higgs boson production at the LHC, as recently proposed[11]. Indeed, independently of Q^2 , until the situation is rectified, the numerical value of the theoretical calculation of the cross section for any QCD process critically depending on parton distributions with x values $\gtrsim 0.05$ is somewhat in doubt.

II. PRELIMINARIES

We first introduce a quantity $\mathcal{F}_2(x, Q^2)$, which depends *only* on the proton structure function $F_2^p(x, Q^2)$, by

$$\begin{aligned} \mathcal{F}_2(x, Q^2) \equiv & \frac{\partial F_2^p(x, Q^2)}{\partial \ln(Q^2)} \\ & - \frac{\alpha_s}{4\pi} \left\{ 4F_2^p(x, Q^2) + \frac{16}{3} \left[F_2^p(x, Q^2) \ln \frac{1-x}{x} \right. \right. \\ & + x \int_x^1 \left(\frac{F_2^p(z, Q^2)}{z} - \frac{F_2^p(x, Q^2)}{x} \right) \frac{dz}{z-x} \Big] \\ & \left. \left. - \frac{8}{3} x \int_x^1 F_2^p(z, Q^2) \left(1 + \frac{x}{z} \right) \frac{dz}{z^2} \right\}, \quad (4) \end{aligned}$$

and corresponding quantities $\mathcal{F}_S(x, Q^2)$ and $\mathcal{F}_{NS}(x, Q^2)$ for the singlet and non-singlet quark distributions obtained by replacing F_2 by F_S or F_{NS} . The LO DGLAP evolution equations [2] for the proton structure functions $F_2^p(x, Q^2)$, $F_S(x, Q^2)$, and $F_{NS}(x, Q^2)$ can now be written compactly in x space, assuming four massless quarks u, d, s and c , as

$$\mathcal{F}_2(x, Q^2) = \frac{20}{9} \frac{\alpha_s}{4\pi} x \int_x^1 G(z, Q^2) K_{qg} \left(\frac{x}{z} \right) \frac{dz}{z^2}, \quad (5)$$

$$\mathcal{F}_S(x, Q^2) = 8 \frac{\alpha_s}{4\pi} x \int_x^1 G(z, Q^2) K_{qg} \left(\frac{x}{z} \right) \frac{dz}{z^2}, \quad (6)$$

$$\mathcal{F}_{NS}(x, Q^2) \equiv 0, \quad (7)$$

where the LO $g \rightarrow q$ splitting function is given by

$$K_{qg}(x) = 1 - 2x + 2x^2. \quad (8)$$

Since

$$F_2^p(x, Q^2) = \frac{5}{18} F_S(x, Q^2) + \frac{1}{6} F_{NS}(x, Q^2), \quad (9)$$

we should be able to derive $G(x, Q^2)$ consistently in LO from either of Eqs. (5) or (6) provided Eq. (7) is satisfied.

We note that Eqs. (6) and (7) continue to hold at next-to-leading order with modified quark and gluon splitting functions in Eqs. (4) and (6). These are given in the $\overline{\text{MS}}$ scheme in Eqs. (4.7a), (4.7b) and (4.7c) of Floratos *et al.* [12].

To simplify the equations, we rewrite Eq. (5) as

$$\mathcal{F}\mathcal{F}(x, Q^2) = x \int_x^1 G(z, Q^2) K_{qg} \left(\frac{x}{z} \right) \frac{dz}{z^2}, \quad (10)$$

where we have introduced $\mathcal{F}\mathcal{F}(x, Q^2)$, which is defined as

$$\mathcal{F}\mathcal{F}(x, Q^2) = \left(\frac{20}{9} \frac{\alpha_s}{4\pi} \right)^{-1} \mathcal{F}_2(x, Q^2). \quad (11)$$

We note in passing that if we had evolved a massless *quark* distribution, $Q_i = xq_i(x, Q^2)$ rather than $F_2^p(x, Q^2)$, we would replace F_2^p in Eq. (4) by Q_i and $\mathcal{F}\mathcal{F}$ in Eq. (11) by the appropriate

$$\mathcal{F}\mathcal{F}_i(x, Q^2) = \left(\frac{\alpha_s}{4\pi} \right)^{-1} \mathcal{F}_i(x, Q^2), \quad (12)$$

so that now

$$\mathcal{F}\mathcal{F}_i(x, Q^2) = x \int_x^1 G(z, Q^2) K_{qg} \left(\frac{x}{z} \right) \frac{dz}{z^2}, \quad (13)$$

with $i = u, \bar{u}, d, \bar{d}, c, \bar{c}, s, \bar{s}$. Since the gluon content of Eq. (13) is independent of the type of quark, Eq. (13) has the important consequence that, in LO,

$$\frac{\mathcal{F}\mathcal{F}_i(x, Q^2)}{\mathcal{F}\mathcal{F}_j(x, Q^2)} = 1, \quad (14)$$

for *all* x at a fixed virtuality Q^2 for any choice of i and j . As we will soon see, this is a very sensitive test of compatibility of quark distributions with the LO QCD evolution equations.

An alternate form of this relation, which is readily extendable to NLO, follows from the evolution equation for the non-singlet distribution $F_{NS}(x, Q^2)$, $\mathcal{F}\mathcal{F}_{NS}(x, Q^2) = 0$. Splitting the sums in Eq. (3) into sums over up- and down-type quarks (defined in Eq. (41) and Eq. (42)), we find that the vanishing of $\mathcal{F}\mathcal{F}_{NS}(x, Q^2)$ implies that

$$\frac{\mathcal{F}\mathcal{F}_{\text{dtype}}(x, Q^2)}{\mathcal{F}\mathcal{F}_{\text{utype}}(x, Q^2)} = 1 \quad (15)$$

for *all* x at any given virtuality Q^2 . This furnishes us with an exact numerical test of NLO perturbative QCD. We will later see that the LO CTEQ5L and NLO $\overline{\text{MS}}$ CTEQ5M quark distributions satisfy these tests for small x , but fail badly at large x .

III. SOLUTION OF THE LO EVOLUTION EQUATION FOR THE PROTON STRUCTURE FUNCTION $F_2^p(x, Q^2)$

We now derive our analytic solution of Eq. (10) for the LO gluon distribution, $G(x, Q^2)$. Introducing the coordinate transformation

$$v \equiv \ln(1/x), \quad (16)$$

we define functions \hat{G} , \hat{K}_{qg} , and $\hat{\mathcal{F}}$ in v -space by

$$\begin{aligned} \hat{G}(v, Q^2) &\equiv G(e^{-v}, Q^2) \\ \hat{K}_{qg}(v) &\equiv K_{qg}(e^{-v}) \\ \hat{\mathcal{F}}(v, Q^2) &\equiv \mathcal{FF}(e^{-v}, Q^2). \end{aligned} \quad (17)$$

Explicitly, from Eq. (8), we see that

$$\hat{K}_{qg}(v) = 1 - 2e^{-v} + 2e^{-2v}. \quad (18)$$

Further, we can write

$$\begin{aligned} \hat{\mathcal{F}}(v, Q^2) &= \int_0^v \hat{G}(w, Q^2) e^{-(v-w)} \hat{K}_{qg}(v-w) dw \\ &= \int_0^v \hat{G}(w, Q^2) \hat{H}(v-w) dw, \end{aligned} \quad (19)$$

where

$$\begin{aligned} \hat{H}(v) &\equiv e^{-v} \hat{K}_{qg}(v) \\ &= e^{-v} - 2e^{-2v} + 2e^{-3v}. \end{aligned} \quad (20)$$

We introduce the notation that the Laplace transform of a function $\hat{H}(v)$ is given by $h(s)$,

$$h(s) \equiv \mathcal{L}[\hat{H}(v); s] = \int_0^\infty \hat{H}(v) e^{-sv} dv, \quad (21)$$

with the condition $\hat{H}(v) = 0$ for $v < 0$. The convolution theorem for Laplace transforms relates the transform of a convolution of functions \hat{G} and \hat{H} to the product of their transforms $g(s)$ and $h(s)$,

$$\mathcal{L} \left[\int_0^v \hat{G}(w) \hat{H}(v-w) dw; s \right] = g(s) \times h(s), \quad (22)$$

or conversely, the inverse transform of a product to the convolution of the original functions,

$$\begin{aligned} \mathcal{L}^{-1}[g(s) \times h(s); v] &= \int_0^v \hat{G}(w) \hat{H}(v-w) dw \\ &= \int_0^v \hat{H}(w) \hat{G}(v-w) dw. \end{aligned} \quad (23)$$

Equation (22) allows us to write the Laplace transform of Eq. (10) as

$$f(s, Q^2) = g(s, Q^2) \times h(s), \quad (24)$$

where

$$f(s, Q^2) = \mathcal{L}[\hat{\mathcal{F}}(v, Q^2); s] \quad (25)$$

and $g(s, Q^2)$ and $h(s)$ are the transforms of the functions \hat{G} and \hat{H} on the right-hand-side of Eq. (19). Solving Eq. (24) for g , we find that

$$g(s, Q^2) = f(s, Q^2)/h(s). \quad (26)$$

We generally cannot calculate the inverse transform of $g(s, Q^2)$, regarded as a single function of s , explicitly, if only because $f(s, Q^2)$ is determined by a numerical integral of the experimentally-determined function $\hat{\mathcal{F}}(v, Q^2)$. However, if we regard $g(s, Q^2)$ instead as the product of the two functions $h^{-1}(s)$ and $f(s, Q^2)$ and take the inverse Laplace transform using the convolution theorem in the form in Eq. (23) and the known inverse $\mathcal{L}^{-1}[f(s, Q^2); v] = \hat{\mathcal{F}}(v, Q^2)$, we find that

$$\begin{aligned} \hat{G}(v, Q^2) &= \mathcal{L}^{-1}[h^{-1}(s) \times f(s, Q^2); v] \\ &= \int_0^v \hat{\mathcal{F}}(w, Q^2) \hat{H}^{-1}(v-w) dw \end{aligned} \quad (27)$$

where $\hat{H}^{-1}(v)$ is a new auxiliary function, defined by

$$\hat{H}^{-1}(v) \equiv \mathcal{L}^{-1}[h^{-1}(s); v]. \quad (28)$$

The inversion of $h^{-1}(s)$ is straightforward and yields

$$\begin{aligned} \hat{H}^{-1}(v) &= 3\delta(v) + \delta'(v) \\ &\quad - e^{-3v/2} \left(\frac{6}{\sqrt{7}} \sin \left[\frac{\sqrt{7}}{2} v \right] \right. \\ &\quad \left. + 2 \cos \left[\frac{\sqrt{7}}{2} v \right] \right). \end{aligned} \quad (29)$$

We therefore obtain an explicit solution for the gluon distribution $G(v, Q^2)$ in terms of the integral

$$\begin{aligned} \hat{G}(v, Q^2) &= \int_0^v \hat{\mathcal{F}}(w, Q^2) \hat{H}^{-1}(v-w) dw \\ &= 3\hat{\mathcal{F}}(v, Q^2) + \frac{\partial \hat{\mathcal{F}}(v, Q^2)}{\partial v} \\ &\quad - \int_0^v \hat{\mathcal{F}}(w, Q^2) e^{-3(v-w)/2} \times \\ &\quad \left(\frac{6}{\sqrt{7}} \sin \left[\frac{\sqrt{7}}{2} (v-w) \right] \right. \\ &\quad \left. + 2 \cos \left[\frac{\sqrt{7}}{2} (v-w) \right] \right) dw. \end{aligned} \quad (30)$$

Transforming Eq. (30) back into x space, the gluon probability distribution $G(x, Q^2)$ is given by

$$G(x, Q^2) = 3\mathcal{FF}(x, Q^2) - x \frac{\partial \mathcal{FF}(x, Q^2)}{\partial x}$$

$$\begin{aligned}
& - \int_x^1 \mathcal{F}\mathcal{F}(z, Q^2) \left(\frac{x}{z}\right)^{3/2} \times \\
& \left\{ \frac{6}{\sqrt{7}} \sin \left[\frac{\sqrt{7}}{2} \ln \frac{z}{x} \right] \right. \\
& \left. + 2 \cos \left[\frac{\sqrt{7}}{2} \ln \frac{z}{x} \right] \right\} \frac{dz}{z}. \quad (31)
\end{aligned}$$

It can be shown without difficulty that this expression for G is equivalent to that we derived in [1] by first converting the evolution equation for $F_2^p(x, Q^2)$ into a differential equation in v , and then solving that equation.

We note that even if we can not integrate the last term of Eq. (31) analytically, the usual case, it can be integrated numerically, so that we *always* have a closed form solution which can be evaluated to the numerical accuracy to which $\mathcal{F}\mathcal{F}(x, Q^2)$ is known.

Leading-order solutions for $G(x, Q^2)$ of exactly the same form follow from the evolution equations for the singlet structure function F_S and the individual quark distribution functions, with $\mathcal{F}\mathcal{F}(x, Q^2)$ replaced in Eq. (31) by $\mathcal{F}\mathcal{F}_S(x, Q^2)$ or $\mathcal{F}\mathcal{F}_i(x, Q^2)$, as noted earlier.

IV. SOLUTION OF THE THE LO GLUON EVOLUTION EQUATION

To obtain an expression which relates the singlet structure function $F_S(x, Q^2)$ to $F_2^p(x, Q^2)$, hence to experiment, we use the DGLAP equation for the Q^2 evolution of the gluon distribution $G(x, Q^2)$. This relates F_S to G which is determined by F_2^p as shown in the preceding section. Again, we simplify the notation by writing this equation in terms of the (rescaled) $q \rightarrow g$ splitting function $K_{gq}(x)$ and a quantity $\mathcal{G}\mathcal{G}(x, Q^2)$ as

$$\mathcal{G}\mathcal{G}(x, Q^2) = x \int_x^1 F_S(x, Q^2) K_{gq}(x/z) \frac{dz}{z^2}, \quad (32)$$

where

$$K_{gq}(x) \equiv \frac{2}{x} - 2 + x \quad (33)$$

and

$$\begin{aligned}
\mathcal{G}\mathcal{G}(x, Q^2) \equiv & \frac{3}{8} \left\{ \left(\frac{\alpha_s}{4\pi} \right)^{-1} \frac{\partial G(x, Q^2)}{\partial \ln Q^2} \right. \\
& - G(x, Q^2) \left(\frac{25}{3} + 12 \ln(1-x) \right) \\
& - 12x \left[\int_x^1 G(z, Q^2) \left(\frac{z}{x} - 2 + \frac{x}{z} - \left(\frac{x}{z} \right)^2 \right) \frac{dz}{z^2} \right. \\
& \left. \left. + \int_x^1 (G(z, Q^2) - G(x, Q^2)) \left(\frac{z}{z-x} \right) \frac{dz}{z^2} \right] \right\}, \quad (34)
\end{aligned}$$

again written for four massless quark flavors. As before, going to v space, we define the quantities

$$\hat{F}_S(v, Q^2) \equiv F_S(e^{-v}, Q^2),$$

$$\begin{aligned}
\hat{\mathcal{G}}(v, Q^2) & \equiv \mathcal{G}\mathcal{G}(e^{-v}, Q^2), \\
\hat{H}_{gq}(v, Q^2) & \equiv e^{-v} K_{gq}(e^{-v}) \\
& = e^{-v} (2e^v - 2 + e^{-v}) \\
& = 2 - 2e^{-v} + e^{-2v}. \quad (35)
\end{aligned}$$

The evolution equation then involves a convolution of \hat{F}_S and \hat{H}_{gq} .

Proceeding as before, we take the Laplace transform of both sides, solve for the transform f_S of \hat{F}_S , invert the transform using the convolution theorem again, and find that

$$\begin{aligned}
\hat{F}_S(v, Q^2) = & \frac{\partial \hat{\mathcal{G}}(v, Q^2)}{\partial v} + \int_0^v \hat{\mathcal{G}}(w, Q^2) e^{-3(v-w)/2} \times \\
& \left\{ \frac{6}{\sqrt{7}} \sin \left[\frac{\sqrt{7}}{2} (v-w) \right] \right. \\
& \left. - 2 \cos \left[\frac{\sqrt{7}}{2} (v-w) \right] \right\} dw. \quad (36)
\end{aligned}$$

Transforming back into x space, $F_S(x, Q^2)$ is given by

$$\begin{aligned}
F_S(x, Q^2) = & -x \frac{\partial \mathcal{G}\mathcal{G}(x, Q^2)}{\partial x} \\
& + \int_x^1 \mathcal{G}\mathcal{G}(z, Q^2) \left(\frac{x}{z}\right)^{3/2} \times \\
& \left\{ \frac{6}{\sqrt{7}} \sin \left[\frac{\sqrt{7}}{2} \ln \frac{z}{x} \right] \right. \\
& \left. - 2 \cos \left[\frac{\sqrt{7}}{2} \ln \frac{z}{x} \right] \right\} \frac{dz}{z}. \quad (37)
\end{aligned}$$

$\mathcal{G}\mathcal{G}(x, Q^2)$ is a known function of the gluon distribution, $G(x, Q^2)$, which, in turn, is a known function of the proton structure function $F_2^p(x, Q^2)$ that is measured in deep inelastic scattering. $F_S(x, Q^2)$ is therefore related back to $F_2^p(x, Q^2)$ through $G(x, Q^2)$ and the analysis in the preceding section, and can be used, in turn, to determine $G(x, Q^2)$ through Eq. (31) with $\mathcal{F}\mathcal{F}_S$ replacing $\mathcal{F}\mathcal{F}$.

When differing parametrizations are made over experimental F_2^p data in x and Q^2 , both their LO gluon and F_S distributions must agree in the regions in which there are experimental data to the accuracy of the fit, and must not depend explicitly on an assumed form of the functional fit. Only when extrapolations are made *to x and Q^2 regions where there are no data* can the results depend on the functional form chosen for $F_2(x, Q^2)$. In other words, the experimental F_2^p data rather than theoretical prejudice or mathematical simplicity should dictate the functional forms of the gluon distribution and the F_S distribution in x and Q^2 space. It is the experimental structure function and other data which drive the problem and not assumed shapes for gluon and quark distributions.

V. COMPATIBILITY OF LO ANALYTIC GLUON AND QUARK DISTRIBUTIONS USING CTEQ5 AND MRST2001 IN LO

We now examine the consequences of our analytic solution for $G(x, Q^2)$ using Eq. (31) and the fitted LO CTEQ5L [3] and MRST2001LO [4] quark distributions as the basic input.¹ We first use these distributions to calculate the proton structure function $F_2^p(x, Q^2) = \sum_i e_i^2 x [q_i(x, Q^2) + \bar{q}_i(x, Q^2)]$ needed in $\mathcal{FF}(x, Q^2)$ in Eq. (11). Next, we solve Eq. (31), naming the solution $G_{\text{Analytic}}(x, Q^2)$. Finally, we form the ratio

$$r_G = \frac{G_{\text{Analytic}}(x, Q^2)}{G_{\text{fit}}(x, Q^2)}, \quad (38)$$

using the values of the LO gluon distributions given by CTEQ5L and MRST2001LO as the denominator in Eq. (38). In all cases, we find a large region of x , essentially for all $x \lesssim 0.03 - 0.05$, where r_G is constant, albeit a somewhat different constant for different values of Q^2 . Since we have assumed four massless quarks (u, d, s, c) and their anti-quarks in our LO DGLAP equation, whereas CTEQ5 uses five quarks, u, d, s, c, b and their anti-quarks, with the c and b quark and anti-quark probability distributions being zero below their respective thresholds, there should generally be a difference in normalization between our analytic solution and the CTEQL solution. We have determined these normalizations numerically. The values range from 1.00 at $Q^2 = 20 \text{ GeV}^2$ to 1.18 at the Z mass scale. Similar normalization factors of 0.95-1.2 were applied in the case of MRST2001. Further, we use

$$\alpha_s(Q^2) \equiv \frac{12\pi}{25 \ln(Q^2/\Lambda^2)}, \quad (39)$$

for four massless flavors, with $\Lambda = 0.153 \text{ GeV}$ adjusted to give $\alpha_s(M_Z^2) = 0.118$. Thus, at the Z mass we are using the *same* value of α_s as the CTEQ5 group [3]. This is of some importance, since at *large* x , the quantity $\mathcal{FF}(x, Q^2)$ depends sensitively on the assumed value of $\alpha_s(Q^2)$.

We plot our normalized results for $r_G(x)$ vs. x in Fig. 1, side-by-side for both CTEQ and MRST, as functions of x for $10^{-4} \leq x \leq 1$ for the three virtualities $Q^2 = 5, 20$, and 100 GeV^2 , with CTEQ results shown in Figures 1a), 1b) and 1c), and MRST results in Figures 1d), 1e) and 1f). We note that $r_G = 1$ over the very large x range $10^{-4} \leq x \lesssim 0.03 - 0.05$. However, significant departures from unity are observed for all virtualities at larger x , becoming significantly worse as $x \rightarrow 1$, for both groups

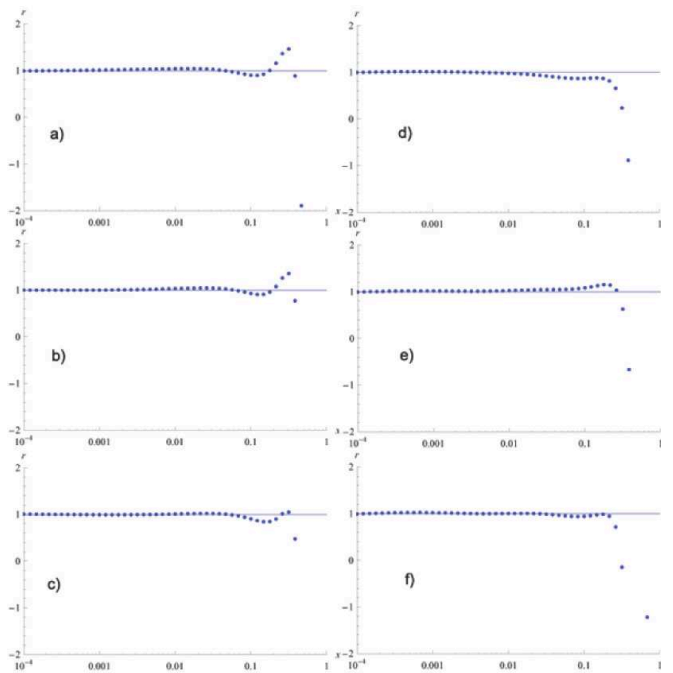


FIG. 1: The points are LO ratios, $r_G = G_{\text{Analytic}}(x)/G_{\text{CTEQ5L}}(x)$ vs. x , for: a) $Q^2 = 5 \text{ GeV}^2$, b) $Q^2 = 20 \text{ GeV}^2$, c) $Q^2 = 100 \text{ GeV}^2$, in a side-by-side comparison with $r_G = G_{\text{Analytic}}(x)/G_{\text{MRST2001LO}}(x)$ vs. x , for: d) $Q^2 = 5 \text{ GeV}^2$, e) $Q^2 = 20 \text{ GeV}^2$, f) $Q^2 = 100 \text{ GeV}^2$. Using either CTEQ5L or MRST2001LO quark distributions to form $F_2^p(x, Q^2)$ in Eq. (4), and then using Eq. (11), the numerator, $G_{\text{Analytic}}(x, Q^2)$, was calculated from Eq. (31); the denominators are taken directly from the appropriate group's published gluon values. The ratios have been renormalized by the factors 1.02, 1.00 and 1.17 for CTEQ, respectively, and by the factors 0.95, 1.2 and 1.2 for MRST, respectively, as described in the text.

It should be emphasized that the reason we find *negative* values of r_G is *not* that $F_2^p(x, Q^2)$ goes negative, but rather that $\mathcal{FF}(x, Q^2)$ goes negative. As can be seen from Eq. (4), this is a sensitive function of the *difference* between $\partial F_2^p(x, Q^2)/\partial \ln(Q^2)$ and the LO convolution integral of $F_2^p(x, Q^2)$. In other words, in spite of the fact that the CTEQ5L and MRST2001LO quark distributions that go into $F_2^p(x, Q^2)$ are all positive, the resulting combination $\mathcal{FF}(x, Q^2)$ becomes negative for large x . This *negative* value for the gluon probability distribution function suggests that there are problems with the input quark distributions since the major contributions to $F_2^p(x, Q^2)$ in this x region are from the valence quarks u and d .

We have also looked at the ratios of the analytic gluon solutions obtained from the individual CTEQ5L and MRST2001LO quark distributions to the corresponding G s for a variety of choices of quark or antiquark. The problems at large x persist in all cases examined.

To investigate this point more completely, and to exclude the possibility that everything is fixed up by going

¹ We originally started these calculations simply to illustrate the use of our methods for the extraction of G and F_S , then extended the analysis when we encountered the inconsistencies discussed in detail in the rest of this section.

to NLO perturbative QCD, we also looked at the evolution of the non-singlet structure function $F_{NS}(x, Q^2)$, and at the gluon distribution from the evolution of the singlet structure function $F_S(x, Q^2)$, using the CTEQ5M NLO distributions as input. We found a similar x -dependence for the gluon ratio obtained from the NLO singlet distribution, hence, continuing problems. The NS combination, for both LO and NLO, is discussed in the next section.

To put the effects on any theoretical calculations involving gluons and quarks in the large x region, $x \gtrsim 0.01$, into perspective, we show in Fig. 2 plots of normalized analytic gluon distributions at large x , along with the CTEQ5L and MRST2001LO values. For comparison, we also plot the up-quark probability distributions $U(x, Q^2) = xu(x, Q^2)$. The differences of the analytic gluon distributions from those given by those groups are clearly evident. We find very similar deviations if we calculate the singlet structure function $F_S(x, Q^2)$ from the quark distributions, and then solve for $G(x, Q^2)$ using Eq. (31) with \mathcal{FF}_S replacing \mathcal{FF} .

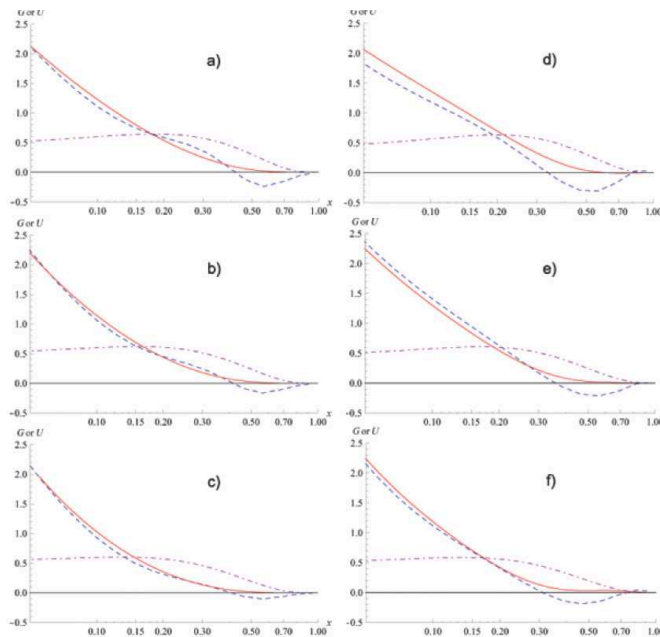


FIG. 2: Side-by-side comparison plots of $G_{\text{Analytic}}(x, Q^2)$, $G(x, Q^2)$ and $U(x, Q^2) = xu(x, Q^2)$ vs. x , for $x > 0.05$, for a) CTEQ and $Q^2 = 5 \text{ GeV}^2$, b) CTEQ and $Q^2 = 20 \text{ GeV}^2$, c) CTEQ and $Q^2 = 100 \text{ GeV}^2$, and d) MRST and $Q^2 = 5 \text{ GeV}^2$, e) MRST and $Q^2 = 20 \text{ GeV}^2$ and f) MRST and $Q^2 = 100 \text{ GeV}^2$. The dashed (blue) curve is G_{Analytic} , the solid (red) curve is the appropriate published $G(x, Q^2)$, and the dot-dashed (purple) curve is the published $U(x, Q^2)$ for the u quark. The $G_{\text{Analytic}}(x, Q^2)$ values have been renormalized by the factors 1.02, 1.00, 1.17, respectively, for CTEQ and 0.95, 1.2 and 1.2 for MRST, respectively, as described in the text.

The plots show only slight dependence on Q^2 . Where the ratios r_G in Fig. 1 show large departures from unity,

it is seen that the actual values of the gluon probabilities are small, making it difficult to assess the importance of the effect.

To better understand the importance of these discrepancies, we first will first place the blame for the disagreement on the CTEQ5L gluon distributions, assuming the correctness of the quark distributions used to form the structure function $F_2^p(x, Q^2)$, and therefore the correctness of $G_{\text{Analytic}}(x, Q^2)$ where it is positive. We then compare $\Delta G \equiv |G_{\text{Analytic}} - G_{\text{fit}}|$, the *change* in G , to up and down quark probabilities (as well as to G itself) at the same x and Q^2 . At $Q^2 = 20 \text{ GeV}^2$ and $x = 0.22$, $G_{\text{Analytic}} = 0.22$ for CTEQ5L while $G_{\text{fit}} = 0.16$, $xd = 0.20$, and $xu = 0.49$. The *change* in G is $\Delta G \approx 0.06$, which is about 30% of G and of the down quark probability, and 12% of the up quark probability, making the central values of G inconsistent at these levels.

These changes are similar in magnitude to the differences between more recent CTEQ and MRST gluon distributions in this region, and to the changes in the distributions that resulted from the inclusion of inclusive jet data in the analyses. Changes of this size are clearly significant.

However, it is more likely that the discrepancies lie in the quark distributions themselves, as witness the behavior of $G_{\text{Analytic}}(x, Q^2)$ —which is completely determined by quark distributions—going slightly negative at large x . The quark-dependence will be demonstrated clearly in the next section.

We note that if we were to assume that the gluon distribution $G_{\text{CTEQ5L}}(x, Q^2)$ is correct, we see from Fig. 1 that in order to get agreement near $x = 0.3$ while retaining the same shapes and Q^2 dependence of the quark distributions, Eq. (31)—being linear in $F_2^p(x, Q^2)$ —would require that we change the magnitude of the quark distributions² at $x = 0.3$ by factors of about 1.6 at $Q^2 = 5$ to ~ 0.3 at the Z mass scale. Looked at this way, these are large effects. It is likely, however, that both the shapes and the Q^2 dependence of the quark distributions and G should be changed. A resolution of the problem will require a reanalysis of the input distributions. It is not clear how the gluon distributions will be affected.

We emphasize that these effects, which persist at large x for all Q^2 and are common to the CTEQ5L and MRST2001LO fits, give rise to an *inconsistency in central values* of the distributions, and *should not be considered as errors in the values* of the distributions, in the usual sense of the word. It is likely, as noted, that the needed reanalysis would lead to significant shifts in the central (the most-likely) values, with serious potential effects on predictions sensitive to the large- x region.

² We note that changes in the quark distributions at $x \gtrsim 0.3$ have negligible effects on the value of $G_{\text{Analytic}}(x, Q^2)$ at small x , thus keeping $R_G = 1$ at small x , while allowing it to change dramatically for large x .

VI. TESTS OF CTEQ5 LO AND NLO NON-SINGLET DISTRIBUTIONS

In LO, for massless quarks, Eq. (14), i.e.,

$$\frac{\mathcal{F}\mathcal{F}_i(x, Q^2)}{\mathcal{F}\mathcal{F}_j(x, Q^2)} = 1 \quad (40)$$

holds, for any quark or anti-quark pair, i, j .

As discussed earlier, it can be generalized readily to NLO using the non-singlet evolution equation $\mathcal{F}_{NS}(x, Q^2) = 0$, Eq. (7) with the NLO NS splitting functions of Floratos *et al.* [12]. If we separate the sum in Eq. (3) into sums over u - and d -type quarks, defined as

$$u_{\text{type}} \equiv x[u(x, Q^2) + \bar{u}(x, Q^2) + c(x, Q^2) + \bar{c}(x, Q^2)], \quad (41)$$

$$d_{\text{type}} \equiv x[d(x, Q^2) + \bar{d}(x, Q^2) + s(x, Q^2) + \bar{s}(x, Q^2)], \quad (42)$$

this relation becomes

$$\mathcal{F}\mathcal{F}_{NS}(x, Q^2) = \mathcal{F}\mathcal{F}_{u\text{type}}(x, Q^2) - \mathcal{F}\mathcal{F}_{d\text{type}}(x, Q^2) = 0 \quad (43)$$

where the two terms are to be calculated separately using the same NLO splitting functions as for the full \mathcal{F}_{NS} . Dividing by the u -type term, we obtain the ratio

$$r_{NS} \equiv \frac{\mathcal{F}\mathcal{F}_{d\text{type}}(x, Q^2)}{\mathcal{F}\mathcal{F}_{u\text{type}}(x, Q^2)} = 1, \quad (44)$$

a relation true for both LO and NLO. To use it to check the consistency of the quark distributions, we insert the appropriate LO CTEQ5L or NLO CTEQ5M $\overline{\text{MS}}$ quark and anti-quark distributions in Eqs. (41) and (42) and use them to generate $r_{NS}(x, Q^2)$ numerically.

In Fig. 3, we plot r_{NS} vs. x , for the four virtualities $Q^2 = 5, 20, 100$ and $M_Z^2 = 8315 \text{ GeV}^2$, with the red points being LO and the blue points being NLO. We see that the patterns are very similar for all Q^2 , i.e., the ratio $r_{NS} = 1$ —with no renormalizations required—for all $x \lesssim 0.03 - 0.05$, with very large deviations occurring at large x . This result, independent of the value of Q^2 , shows explicitly that there are problems with the quark distributions at large x : the NS evolution equation is not satisfied in either leading or next-to-leading order.

To look at the size of the deviations in a somewhat different way—in an attempt to quantify the effect—we have evaluated the ratio

$$\frac{1}{8} \frac{\mathcal{F}\mathcal{F}_{NS}(x, Q^2)}{G(x, Q^2)} \approx \frac{\mathcal{F}\mathcal{F}_{u-d}(x, Q^2)}{\mathcal{F}\mathcal{F}_{u+d}(x, Q^2)} \quad (45)$$

in LO, essentially normalizing the difference of the quark distributions at large x to the sum. The distributions in this region are determined primarily by the valence quarks. The ratio tends to be large at large x , e.g., 0.4 at $x = 0.3$ at $Q^2 = 5 \text{ GeV}^2$, but approaches zero rapidly when x is small.

The pattern in x of the discrepancies between the gluon distributions found analytically from either F_2^p or F_S and

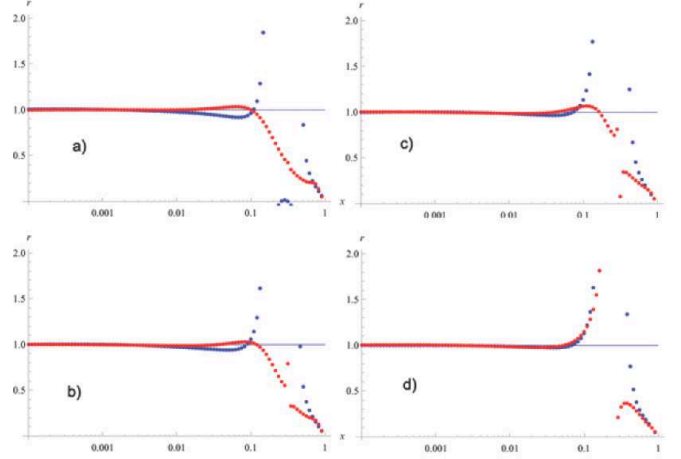


FIG. 3: LO and NLO ratios, $r_{NS} = \mathcal{F}\mathcal{F}_{d\text{type}}(x)/\mathcal{F}\mathcal{F}_{u\text{type}}(x)$, for a) $Q^2 = 5 \text{ GeV}^2$, b) $Q^2 = 20 \text{ GeV}^2$, c) $Q^2 = 100 \text{ GeV}^2$, and d) $Q^2 = M_Z^2$. The red points are LO, calculated from Eq. (41), Eq. (42), and Eq. (15) using CTEQ5L data for quark distributions and the blue points are NLO calculated using Eq. (41), Eq. (42) and Eq. (15) for $\overline{\text{MS}}$ CTEQ5M quark distributions [3].

the distributions published by the CTEQ5 group closely follows the pattern seen in the departure of $\mathcal{F}\mathcal{F}_{NS}$ from zero. For example, $\mathcal{F}\mathcal{F}_{NS}$ and the differences between the analytic and fitted gluon distributions all become negative or positive in the same regions. This would seem to indicate that the quark distributions (and, in particular, the dominant u and d valence distributions) are the origin of the difficulty, the combination of their shapes and Q^2 dependence not being compatible with the DGLAP evolution equations, *either in LO or $\overline{\text{MS}}$ NLO*.

The inconsistencies discussed above seem not to be confined to older parton distributions. We have checked, for example, the non-singlet equation for the recent CTEQ6.5 NLO parton distributions [13], and found that the problems persist at high x with quite large effects for $x \gtrsim 0.1$. Although we have not investigated the DIS scheme, we suspect that it also is likely to fail at large x .

VII. CONCLUSIONS

1. We have first developed a powerful method for the analytic solution of the LO DGLAP evolution equations based on Laplace transforms. This method allows us to determine $G(x, Q^2)$ directly from $F_2^p(x, Q^2)$, providing a close and simple connection to experiment. We can also determine $G(x, Q^2)$ from the singlet quark distribution $F_S(x, Q^2)$, and $F_S(x, Q^2)$ from $G(x, Q^2)$. The set of relations provide consistency checks on quark and gluon distri-

butions obtained in other ways.

2. We have used the analytic solutions to the evolution equations to obtain tests of the consistency of published quark and gluon distributions. By comparing the gluon probability distribution determined analytically using either $F_2^p(x, Q^2)$ or $F_S(x, Q^2)$ as input—with those structure functions determined by the CTEQ5L and MRST2001LO quark distributions—to the corresponding gluon distributions given by those groups, we showed that both sets of gluon and quark distributions are inconsistent in the large x region, but are consistent at small x .
3. A further analysis using the non-singlet structure function $F_{NS}(x, Q^2)$ and both the LO CTEQ5L and the NLO CTEQ5M quark distributions showed definitively that there are problems with those distributions at high x . The quark distributions are not consistent with either LO (CTEQ5L) or NLO perturbative QCD in the $\overline{\text{MS}}$ scheme (CTEQ5M) in the sense that they do not satisfy the appropriate non-singlet evolution equation at large x , even though they satisfy it exceedingly well at small x . The problem persists in NLO in the more recent CTEQ6.5 fits [13].
4. The inconsistent values of the quark and gluon distributions at large x could have serious consequences in theoretically relating processes such as

W and Z production from Tevatron energies to LHC energies, in order to use them as “standard candles” to measure the LHC luminosity [10, 11]. Likewise, the use of these processes and $t\bar{t}$ production at the LHC to improve parton distribution function determinations needed for Higgs boson searches may be affected [11].

5. We urge groups that calculate parton distributions numerically from the coupled DGLAP equations to construct the appropriate *analytic solutions* to test the consistency of their results [14].

We note, finally, that we are currently working on an extension of our analytic LO solution for $G(x, Q^2)$, to include massive quarks c and b quarks together with massless u, d and s quarks, as well as on a NLO gluon solution, in order to extend these calculations.

Acknowledgments

The authors would like to thank the Aspen Center for Physics for its hospitality during the time much of this work was done. One of us (D.W.M.) would like to thank S. Jabeen, J. Cole and P. Baringer for communications about experiments potentially relevant to the present results. D.W.M. receives support from DOE Grant No. DE-FG02-04ER41308.

-
- [1] M. M. Block, L. Durand, and D. W. McKay, Phys. Rev. D **77**, 094003 (2008) [arXiv:0710.3212 [hep-ph]].
 - [2] V. N. Gribov and L. N. Lipatov, Sov. J. Nucl. Phys. **15**, 438 (1972); G. Altarelli and G. Parisi, Nucl. Phys. **B126**, 298 (1977); Yu. L. Dokshitzer, Sov. Phys. JETP **46**, 641 (1977).
 - [3] CTEQ Collaboration, H. L. Lai et al., Eur. Phys. J. **C12**, 375 (2000) [hep-ph/9903282]. The LO CTEQ gluon distributions were calculated using the Mathematica package CTEQ5 of F. Olness and T. Trout, taken from F. Olness, <http://www.phys.psu.edu/~cteq>.
 - [4] A.D. Martin, R.G. Roberts, W.J. Stirling and R.S. Thorne, MRST2001, Eur. Phys. J. **C23**, 73 (2002) [hep-ph/0110215]. The MRST2001 distributions were obtained using the Durham parton distribution generator at <http://durpdg.dur.ac.uk/hepdata/pdf3.html>.
 - [5] A. Abulencia *et al.* (The CDF Collaboration), Phys. Rev. Lett. **98**, 161801 (2007); T. Aaltonen *et al.* (The CDF Collaboration), *ibid*, **100**, 201801 (2008).
 - [6] V. Abazov *et al.* (The D0 Collaboration), Phys. Rev. Lett. **100**, 131801 (2008); *ibid* **100**, 241805 (2008).
 - [7] V. Abazov *et al.* (The D0 Collaboration), Phys. Rev. Lett. **98**, 181802 (2007).
 - [8] W. Wagner *et al.* (The CDF Collaboration), arXiv:0705.2954 [hep-ex] (2007).
 - [9] G. Cortiana (for the CDF and D0 Collaborations), arXiv:0804.1684 [hep-ex] (2008)
 - [10] P. Nadolsky, AIP Conf. Proc. **753**, 158 (2005); hep-ph/0412146.
 - [11] P. Nadolsky *et al.* (The CTEQ collaboration), arXiv:0802.0007 (2008).
 - [12] E. G. Floratos, C. Kounnas and R. Lacaze, Nucl. Phys. **B192**, 417 (1981).
 - [13] CTEQ Collaboration, W. K. Tung, H. L. Lai, A. Belyaev, J. Pumplin, D. Stump, and C.-P. Yuan, J. High Energy Phys. 0702:053, (2007) [hep-ph/0611254].
 - [14] We noticed while studying the large- x distributions that the initial parametrizations used by CTEQ and MRST appear to be very restrictive, with the distributions all approaching zero as $x \rightarrow 1$ as $A_1(1-x)^{A_2}$, that is, as simple powers of $(1-x)$ with the power and amplitude parton-dependent. While this should not affect purely numerical results obtained by solving the DGLAP equations with these starting distributions, a more flexible parametrization could be useful in fitting data. A parametrization that is potentially useful at all x is

$$f_i(x) = (1-x) \sum_{j=0}^{n(i)} a_j(Q^2; i) \left(\ln \frac{1-x}{x} \right)^j,$$
 where i , the type of parton, is given by $i = g, u, \bar{u}, \dots, b, \bar{b}$. This allows considerable flexibility for x near 1, and has

been shown to connect smoothly to the (consistent) forms of the parton distributions found at small x . We remind the reader that in deep inelastic scattering, where $\gamma^* + p \rightarrow M_x$, the quantity $(1-x)/x$ that appears is just

$(s-m^2)/Q^2$, where s is the squared center-of-mass $\gamma^* + p$ energy, m is the proton mass, and Q^2 is the γ^* virtuality, so that the expansion, for large s , is in powers of $\ln s$.