

Competing jump cycles for vacancy diffusion in binary alloys

Zerihun Geetahun¹, Mesfin Asfaw² and Mulugeta Bekele¹

¹Department of Physics, Addis Ababa University P.O.Box 1176,
Addis Ababa, Ethiopia

²Department of Physics and Graduate Institute of
Biophysics National Central University Jhongli, 32054 Taiwan

June 21, 2024

Received: date / Revised version: date

Abstract

The mean-first-passage-times (MFPTs) for a vacancy that diffuses (via one- and six-jump cycles) in a two dimensional ordered binary alloy are evaluated using the properties of random walks on networks. We investigate the effect of temperature and relative barrier height on the ratio between the MFPTs of the two cycles. We find that the six-jump cycle takes shorter time than the one-jump cycle for the range of parameters considered.

1 Introduction

The mechanism by which a single vacancy diffuses in mono-atomic crystalline material is basically through site exchange with one of its nearest-neighbor atoms. The vacancy diffusion continues through the material successively in a random way such that each new site occupied is usually energetically identical to any other earlier occupied site. As such, order is maintained throughout the vacancy diffusion.

The situation is not so simple if the crystalline material is, for instance, composed of a binary alloy which consists of two interpenetrating simple cubic sublattices that are predominantly occupied by

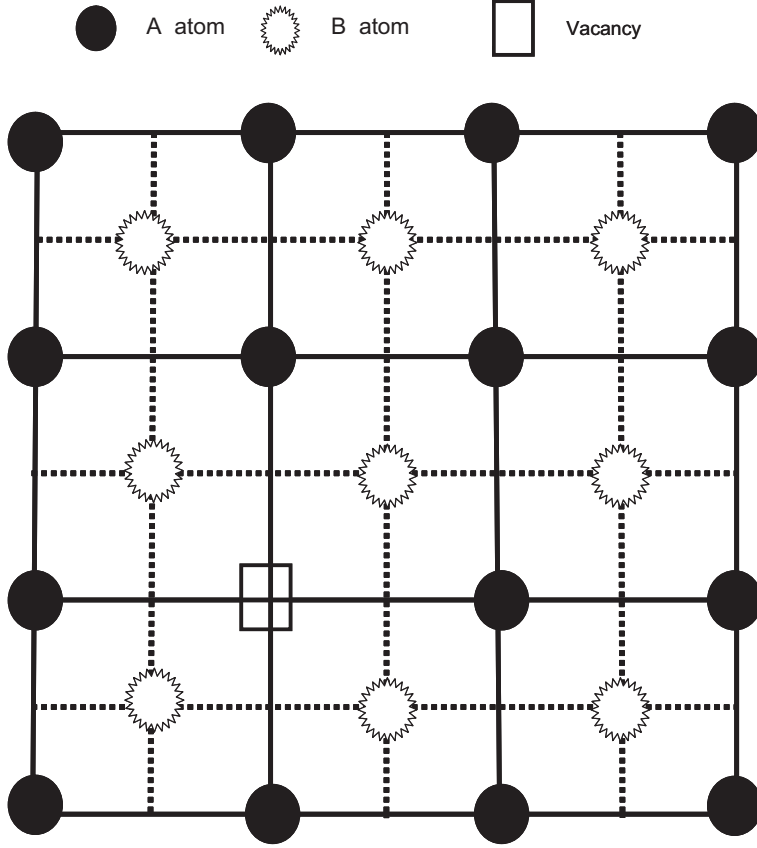


Figure 1: A binary alloy on two-dimensional lattice with a single vacancy occupying a site on sublattice A.

two different atoms, A and B. Figure 1 is an illustration of a binary alloy in two-dimensional lattice with a single vacancy. Whenever the vacancy on site A exchanges its site with one of its nearest-neighbor atoms, the process leads to disorder in the crystalline structure. If the vacancy randomly moves successively via nearest-neighbor jumps, a string of anti-structure atoms would lead to disorder in the material. To avoid this problem of disordering, two alternative diffusion mechanisms are likely to take place: either jumps of the vacancy to further distant sites on the same sublattice or a cycle of successive intermediate jumps to nearest-neighbor in which the atomic disorder appearing during the earlier part of one cycle is followed by successive healing during the later part of the cycle. The first alternative is usually called

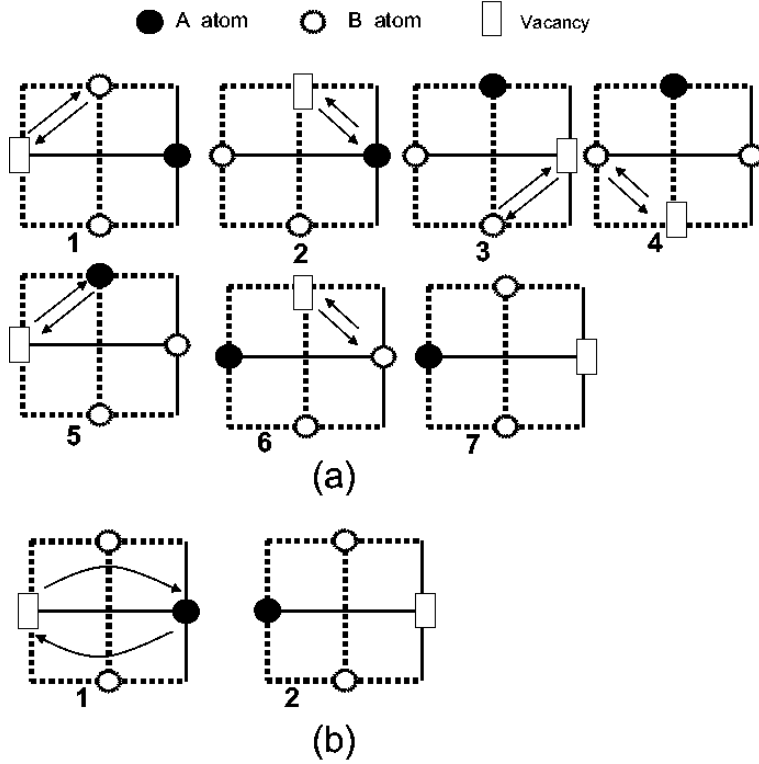


Figure 2: A possible path for (a) six-jump cycle and (b) one-jump cycle.

one-jump cycle. The prominent cycle for the second alternative is the six-jump cycle. It was first suggested by H. B. Huntington and later discussed by Elcock and McCombie [1]. Figures 2a and 2b illustrate the possible paths for six-jump and one-jump cycles, respectively, for a binary alloy in a two-dimensional lattice.

A previous work dealt with calculating diffusion coefficient via six-jump cycles using rate equation method [2]. An even earlier work [3] used mean-first passage method to compare the diffusion coefficients of the A and B atoms. In our present work, we raise a specific question regarding the times required for a vacancy to diffuse via the two dominant cycles and compare them using appropriate parameters.

Which one of the two alternatives will the vacancy prefer to diffuse through the lattice? One way to answer this question is to compare the times taken for the vacancy to go from one stable state to the next stable state via the two alternatives.

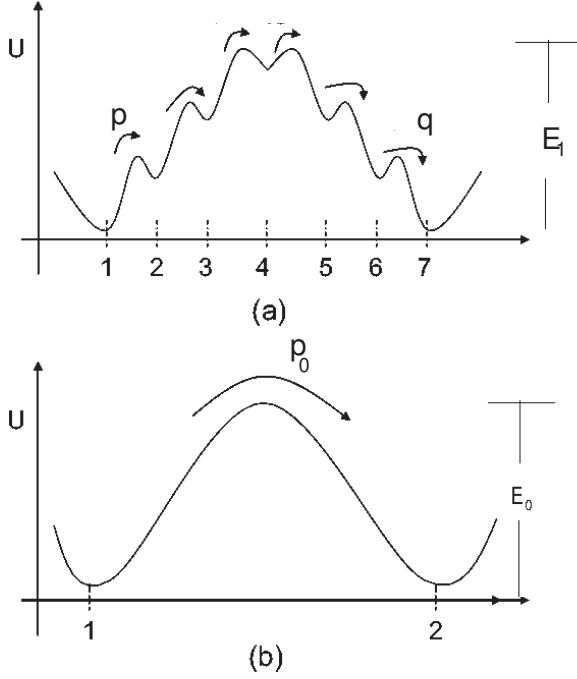


Figure 3: Schematic diagram showing energy profile for (a) six-jump cycle and (b) one-jump cycle. Note local jump probabilities p (up) and q (down) in (a) and jump probability p_0 in (b)).

The problem of vacancy jump from one site to the next through site exchange with an atom can be seen as a barrier crossing problem of an idealized Brownian particle representing the combined vacancy-atom pair involved in the site exchange. The direction of vacancy motion can be taken as the direction of movement of the Brownian particle. Since each state to which the vacancy jumps is either stable or metastable, it is reasonable to consider the next jump process as independent of its previous one. In other words, we will consider the Brownian particle to have enough time to get thermalized at each site before taking the next jump.

The problem of evaluating the times the vacancy takes from one stable site to the next stable site via the one- and six-jump cycles depend on the corresponding potential energy profiles of the two alter-

native paths. These times are usually called mean- first-passage-times (MFPTs). In the case of the one-jump cycle, the vacancy has to make a single jump over a high barrier to the nearest site on the same sublattice. In the case of the six-jump cycle, the vacancy has to undergo through six local jumps where the total barrier height is subdivided to ultimately arrive at a nearest site on the same sublattice through a longer path than that of the one-jump cycle. Figs. 3a and 3b are the energy profiles for the six and one-jump cycles, respectively, during the course of each cycle. Given the specific potential profile for the one-jump cycle, one can use the standard method of solving Brownian diffusion in a potential field to evaluate the MFPT for the one-jump cycle. On the other hand, to evaluate the MFPT for the six-jump cycle we use a technique that has first been formulated by Goldhirsch and Gefen [4, 5] and later applied by one of us in collaboration with others [6]. This technique requires knowledge of local jump probabilities between successive sites as an input in order to evaluate its MFPT.

In this work we consider the vacancy diffusion on a two-dimensional lattice. In this case, there are four possible nearest stable sites on the same sublattice to which the vacancy can jump by either performing the one- or the six-jump cycle. In principle, the vacancy can attempt to diffuse via all these paths, select one of the paths and ultimately reach one of the four sites in one cycle.

The rest of the paper is organized as follows. In section 2, we consider the multiple paths scenario for the two alternative jump cycles that describe vacancy diffusion on two-dimensional lattice and determine their corresponding closed form expressions for their MFPTs. Section 3 compares the values of MFPTs as a function of some of the parameters of interest and explores the different possibilities defining them. In section 4, we present the summary and conclusion.

2 MFPTs along the one- and six-jump cycles

The MFPT, τ_0 , that the Brownian particle takes to complete the one-jump cycle along a single path is worked out in the Appendix. We consider a potential profile similar to Fig. 3b but for simplicity the potential profile is considered to be a piece-wise linear potential as in Fig. 6 of the Appendix. The expression for the MFPT turns out to

be (see Eq. (A8))

$$\tau_0 = \frac{1}{D} \left(\frac{k_B T a}{E_0} \right)^2 e^{\frac{E_0}{k_B T}} \quad (1)$$

where a is the distance between nearest neighbors, E_0 is the barrier height energy, D is the diffusion coefficient, k_B is Boltzman's constant and T is the temperature of the crystal medium. One should note that there are four possible stable lattice sites to which the vacancy jumps on the same sublattice. If the vacancy chooses the one-jump cycle, the MFPT τ_{04} it takes to reach one of the four possible sites on the same sublattice is simply

$$\tau_{04} = \frac{\tau_0}{4} = \frac{1}{4D} \left(\frac{k_B T a}{E_0} \right)^2 e^{\frac{E_0}{k_B T}}. \quad (2)$$

On the other hand, if the vacancy chooses the six-jump cycle to ultimately arrive at one of the four stable lattice sites on the same sublattice there are two possible paths. Therefore, there are a total of eight possible paths which the vacancy can select to move by one sublattice distance. The evaluation of the MFPT, τ_{68} , the vacancy takes to move by one sublattice distance via the six-jump cycle after choosing one of the eight possible paths is done using the technique formulated by Goldhirsch and Geffen [4, 5] and given by

$$\tau_{68} = \frac{-q(p+q)}{4p} \left(\frac{2p^3}{q^5} + \frac{-7p^2 - 9pq + q^2}{q^2(p+q)^2} \right), \quad (3)$$

where p and q are the local jump probabilities (up and down) over the rugged potential corresponding to the six-jump cycle (see p and q in Fig. 3a) The closed form expressions for p and q are derived in the Appendix and given by Eqs. (A5) and (A7), respectively.

3 Result and Discussion

The expressions for the MFPTs are functions of a few physical quantities and include the barrier heights of the one- and six- jump cycle, E_0 and E_1 , the background thermal energy, $k_B T$, of the binary alloy, the local barrier heights, ϵ_1 and ϵ_2 , for the six-jump cycle (see Fig. 6 in Appendix), the diffusion coefficient D and the spacing, a , between the sublattices. In order to compare the MFPTs between the two alternatives we first identify two dimensionless quantities that are

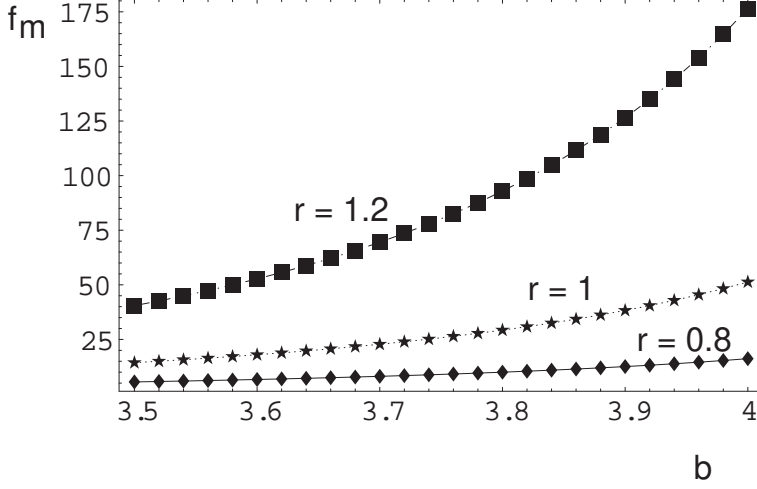


Figure 4: Plot which shows the ratio of MFPT for one-jump cycle to the MFPT for six-jump cycle f_m versus b for fixed $r = 0.8$, $r = 1$ and $r = 1.2$. The figure demonstrates that the six-jump cycle is favored than the one-jump cycle.

parameters controlling the MFPTs. One is the dimensionless quantity $b = \frac{\epsilon_1}{k_B T}$ that controls the local hopping rate for the six-jump cycle. The other dimensionless quantity is the ratio $r = \frac{E_0}{E_1}$ which compares the total barrier corresponding to the one-jump cycle with that of the total barrier height for the six-jump cycle.

Let us define the ratio, f_m , that compares the MFPT for the one-jump cycle to that of the six-jump cycle; i.e.

$$f_m = \frac{\tau_{04}}{\tau_{68}}. \quad (4)$$

Fig. 4 shows the plot of f_m as a function of b for $r = 0.8$, $r = 1$ and $r = 1.2$. As shown in the plot, f_m is always greater than one which implies that the time taken to go along one-jump cycle is larger than that of along the six-jump cycle. The same figure clearly reveals that the ratio of f_m increases as r increases. Fixing $b = 3.5$ and $b = 4$, we investigate how the f_m behaves as a function of r as shown in Fig. 5. The figure clearly demonstrates that the ratio of f_m is larger than unity for any r which shows that the vacancy has the preference to escape via the six-jump cycle in a much shorter time than the time for the one-jump cycle.

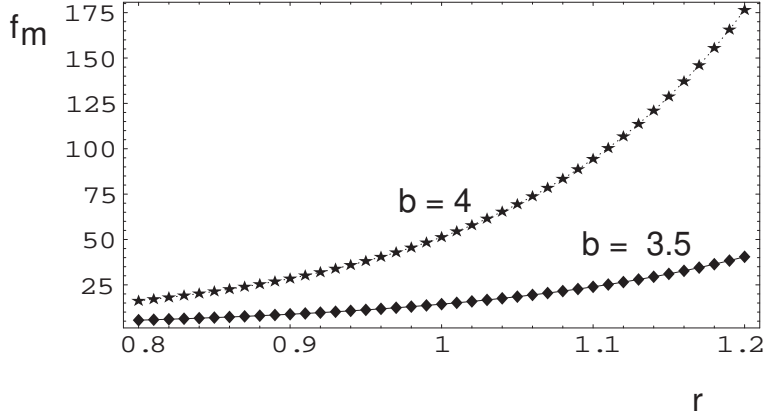


Figure 5: Plot which demonstrates the ratio of MFPT for one-jump cycle to the MFPT for six-jump cycle f_m versus r for fixed $b = 3.5$ and $b = 4$. The figure demonstrates that the one-jump cycle has less preference than the six-jump cycle.

4 Summary and conclusion

We studied the MFPT for a vacancy diffusing in two dimensional binary alloys. We investigated how the MFPT behaves as a function of the two model parameters. The central result we obtained shows that the six-jump cycle takes invariably shorter time than that of the one-jump cycle for the parameter ranges considered.

As a concluding remark, there are two issues we would like to point out for future consideration. The first one concerns the need to explore other ranges of parameters not considered in this work. The second one is the need to relate our findings to experimental results.

Acknowledgement

Z.G and M.B. would like to thank The Intentional Program in Physical Sciences, Uppsala University, Uppsala, Sweden for the support they have been providing for our research group. M.A. would like to thank Hsuan-Yi Chen for stimulating discussions.

Appendix

In this Appendix we derive the values for p , q and p_0 in terms of the model parameters. For a Brownian particle that moves in a highly viscous medium under the influence of external potential $V(x)$, the Langevin equation that governs the dynamics of such a particle is given by:

$$\frac{dx}{dt} = -\frac{V'(x)}{\gamma} + \xi(t)\sqrt{\frac{2k_B T}{\gamma}} \quad (\text{A1})$$

where γ and T denote the constant friction coefficient and the temperature, respectively. $V(x)$ is the external potential, k_B is the Boltzmann's constant and $\xi(t)$ is the delta correlated noise term. The corresponding Fokker-Planck equation can be written as,

$$\partial_t p(x, t) = \partial_x \left[\frac{V(x)}{\gamma} p(x, t) \right] + D \partial_x^2 p(x, t). \quad (\text{A2})$$

Here $p(x, t)$ represents the probability of a particle to be found at a position x at time t , and $D = k_B T / \gamma$ is the diffusion coefficient. Starting from Eq. A2, one can derive the expression for MFPT in a bistable potential whose inverse is the jump probability [7]. Taking a piecewise linear potential which is described by

$$V(x) = \begin{cases} \frac{-3\epsilon_1 x}{2a}, & x \leq 0; \\ \frac{3\epsilon_1 x}{2a}, & 0 \leq x \leq \frac{2a}{3}; \\ \frac{-3\epsilon_1 x}{2a} + 2\epsilon_1, & \frac{2a}{3} \leq x \leq a; \\ \frac{3\epsilon_1 x}{2a} - \epsilon_1, & x > a, \end{cases} \quad (\text{A3})$$

the MFPT $\tau(0 \rightarrow a)$ to reach $x = a$, starting from $x = 0$ is

$$\tau(0 \rightarrow a) = \frac{2}{D} \left(\frac{k_B T a}{\epsilon_1 + \epsilon_2} \right)^2 e^{\frac{\epsilon_1}{k_B T}}. \quad (\text{A4})$$

Note that this expression is approximate and holds when ϵ_1 is large compared to $k_B T$. The probability, p , to jump from $x = 0$ to $x = a$ is the inverse of $\tau(0 \rightarrow a)$ so that

$$p = \frac{D}{2} \left(\frac{\epsilon_1 + \epsilon_2}{k_B T a} \right)^2 e^{\frac{-\epsilon_1}{k_B T}}. \quad (\text{A5})$$

Similarly for the reverse case, the MFPT $\tau(a \rightarrow 0)$ for the vacancy to reach $x = 0$ from $x = a$ is given by

$$\tau(a \rightarrow 0) = \frac{2}{D} \left(\frac{k_B T a}{\epsilon_1 + \epsilon_2} \right)^2 e^{\frac{\epsilon_2}{k_B T}} \quad (\text{A6})$$

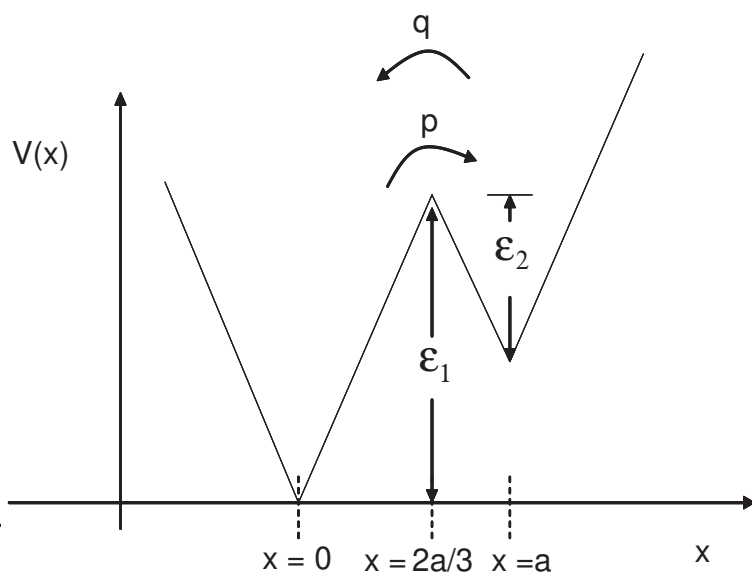


Figure 6: Asymmetric piecewise linear double well potential.

and the associated local jump probability q is given by

$$q = \frac{D}{2} \left(\frac{\epsilon_1 + \epsilon_2}{k_B T a} \right)^2 e^{\frac{-\epsilon_2}{k_B T}}. \quad (\text{A7})$$

If the bistable potential is symmetric with barrier height E_0 and width a , the MFPT taken to jump in both directions is the same and is given by

$$\tau_0 = t(0 \longrightarrow a) = \frac{1}{D} \left(\frac{k_B T a}{E_0} \right)^2 e^{\frac{E_0}{k_B T}} \quad (\text{A8})$$

while the corresponding jump the probability, $p_0 = q = p$ takes the value

$$p_0 = D \left(\frac{E_0}{k_B T a} \right)^2 e^{\frac{-E_0}{k_B T}}. \quad (\text{A9})$$

References

- [1] E. W. Elock and C. W. McCombie, Phys. Rev. **109**, 605 (1958).
- [2] R. Drautz and M. Fahnle, Acta metall. **47**, 2437 (1999).
- [3] M. Arita, M. Koiwa and S. Ishioka, Acta metall. **37**, 1363 (1989).
- [4] I. Goldhirsch and Y. Gefen, Phys. Rev. A **33**, (1986).
- [5] I. Goldhirsch and Y. Gefen, Phys. Rev. A **35**, (1986).
- [6] Mulugeta Bekele, G. Ananthakrishna and N. Kumar, Physica A **270**, 149 (1999).
- [7] C. W. Gardiner, *Handbook of stochastic methods for physics, chemistry and the natural sciences* (second edition, Springer-Verlag, 1990).