

Tailoring the Fermi level of the leads in molecular-electronic devices

V. M. García-Suárez* and C. J. Lambert

Department of Physics, Lancaster University, Lancaster, LA1 4YB, U. K.

(Dated: November 10, 2019)

The dependence of the transport properties on the specific location of the Fermi level in molecular electronics devices is studied by using electrodes of different materials. The zero-bias transport properties are shown to depend dramatically on the elemental composition of the electrodes, even though the shape of the transmission coefficients is very similar. By using alkaline materials it is possible to move the Fermi level from the HOMO-LUMO gap to the LUMO resonance and change dramatically the length dependence of the conductance of molecular wires, which opens the possibility of using molecules with different lengths and very similar conductances in nanoscale circuits. This method shows how to dramatically increase the conductance of molecular devices and alter qualitatively and quantitatively their electronic and transport properties.

PACS numbers: 85.65.+h, 73.63.-b, 73.40.-c

During recent years, the race to develop a viable technology for sub-10 nm electronic wires led a number of groups to study electron transport through single molecules bridging two metallic electrodes. Examples include both experimental [1, 2, 3, 4] and theoretical [5, 6, 7, 8, 9] works. In all of these experiments one or more of the metallic electrodes are formed either from break junctions [2, 4] or from the tip of an STM [1, 3]. None of these contacting methods is capable of being scaled to billions of devices on a single chip. One route to developing a scalable technology is to first deposit electrodes with a pre-defined gap and then to deposit molecules whose length is matched to the electrode gap. Since reproducible electrode gaps significantly below 10 nm do not currently exist whereas most studies of single molecules involve molecules of length $\lesssim 3$ nm, there is a need for systematic studies of families of molecules of varying lengths which bridge those length scales. Current examples include alkanedithiols and alkanemonothiols [10], diaminoacenes [11] and oligothiophenes [12].

When a low-enough voltage is applied to a single molecule bridging two metallic electrodes, the measured electrical conductance G is governed by the spatial extent of the molecular orbitals, their level broadening Γ due to the contacts and the position of the HOMO (E_H) and LUMO (E_L) levels relative to the Fermi energy (E_F) of the electrodes [13, 14, 15]. This dependence is captured by the Landauer formula, $G(E_F) = \frac{2e^2}{h} \int_{-\infty}^{\infty} dE T(E) \left(-\frac{\partial f(E-E_F)}{\partial E} \right)$, where $f(E)$ is the zero-bias Fermi distribution in the electrodes and $T(E)$ is the transmission coefficient for electrons of energy E passing from one electrode to the other. For synthetic molecules such as oligothiophenes [12] $\Gamma \ll E_L - E_H$ and therefore $T(E)$ exhibits Breit-Wigner [16] or Fano resonances [17] in the vicinity of E_L and E_H . For conjugated symmetric molecules with extended wave functions along the backbones, resonant values of $T(E)$ can be of order of unity and therefore at low-enough temperatures $G(E_F) \sim 2e^2/h$ whenever E_F aligns with a resonance. In principle, this high conductance channel could be observable in conjugated single-molecule wires of arbitrary length, provided inelastic scattering is negligible. In practice, for most recently-studied families of molecules the measured

conductance is much less than $2e^2/h$ because E_F lies in the HOMO-LUMO gap. One approach to overcoming this problem is to introduce a third gate electrode, which shifts E_L , E_H relative to E_F . In what follows we explore an alternative approach based on varying the electrode composition to yield a E_F close to E_H or E_L and consequently high-conductance molecular wires without the need for a gate electrode.

The idea of using alkaline electrodes to tune the work function of electronic contacts is well known in the organic LEDs (OLEDs) community [18, 19, 20]. In this paper, for the first time, we examine the effect of using alkaline electrodes for single-molecule electronics. We present a series of ab-initio calculations based on density functional theory (DFT) [21] and non-equilibrium Green's functions (NEGF) [22] which determine the effect of tuning E_F . We examine two molecules, the archetypal benzene-1,4-dithiol (BDT) molecule that has been the subject of many experiments and theoretical works [2, 23] (see Fig. (1)), and a longer molecule (namely 1,4-bis[4-(24 (acetylsulphanyl)phenylethynyl)-2,6-dimethoxybenzene (molecule R3, shown in Fig. (1)) [24] made of three aromatic rings, with the middle ring slightly twisted by the effect of oxygen-related side groups. We also examine molecules R5, R7 and R9 with 5, 7 and 9 aromatic rings, obtained by doubling, tripling and quadrupling the number of phenyl rings in molecule R3, respectively. We use the Smeagol code, [9] which interfaces NEGF to the SIESTA code [26] and obtains self-consistently the density matrix and the transmission coefficients. We employ a basis set that includes polarization orbitals (SZP), which is good enough in this case [27]. To approximate the exchange and correlation we use the local density approximation (LDA) [28], which works relatively well for organic molecules and noble or alkali metals. The real-space grid is defined by a plane-wave cutoff of 200 Ry. The leads are made of slices of fcc (gold) or bcc (alkali) lattices grown along the (001) direction, with 16 atoms per slice and periodic boundary conditions along the directions perpendicular to the transport axis, x and y . The system is also made periodic along z to avoid surface effects. The scattering region includes the molecule and five and six slices of the electrodes on the left and right parts of the unit

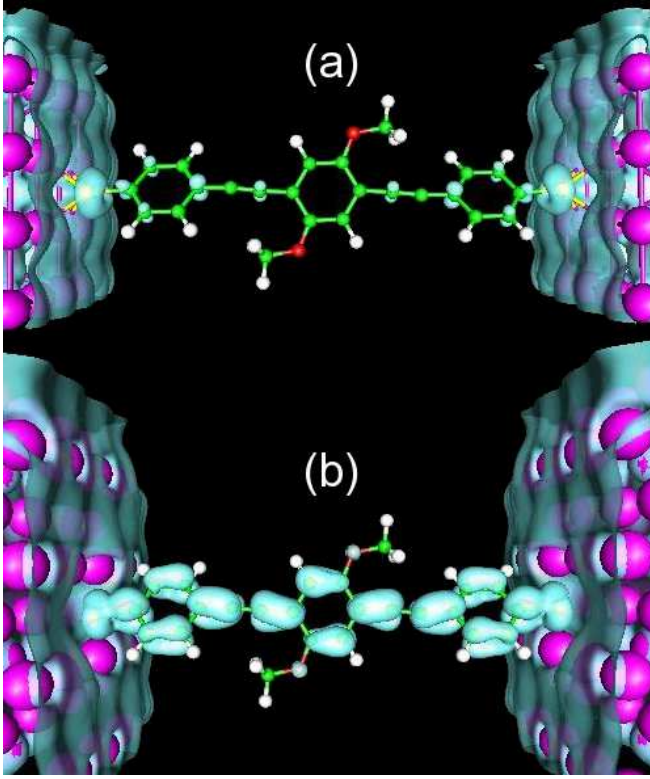


FIG. 1: Real space projection of the density of states on an interval of 0.2 eV around the Fermi level of the R3 molecule between (a) gold leads and (b) sodium leads.

cell, respectively. Each transport calculation has around 250 atoms.

To evaluate how the Fermi level aligns relative to the molecular levels we first calculate the energy states of the leads and each molecule separately. Since in SIESTA the energy origin is arbitrary [29] it is necessary to use a common reference to compare the levels of different calculations. For this purpose we use a hydrogen molecule 10 Å away from the slab or molecule, whose bonding orbital is taken as reference. The results are shown in Fig. (2). As can be seen, all Fermi levels of the slabs sits inside the HL gap of the BDT. The Fermi level is smallest for gold and increases through the alkali metals from Li to Cs. In the molecules, the HL gap is smaller in R3 than in BDT, as expected, and decreases as the number of rings increases towards R9. These results suggest that the conductance of molecular wires will change dramatically if gold is replaced by alkali leads. However, they describe only isolated molecules and do not include bonding to the surface and charge transfer. After coupling to the slabs the molecular states will broaden into transmission resonances and the LUMO will shift upwards in energy towards E_F , due to charge transfer onto the molecule [15]. To understand these effects we now perform complete transport calculations.

Since in most of these systems it is not exactly known where the molecule would attach on the surface, it is necessary first to determine the most stable bonding configuration. We

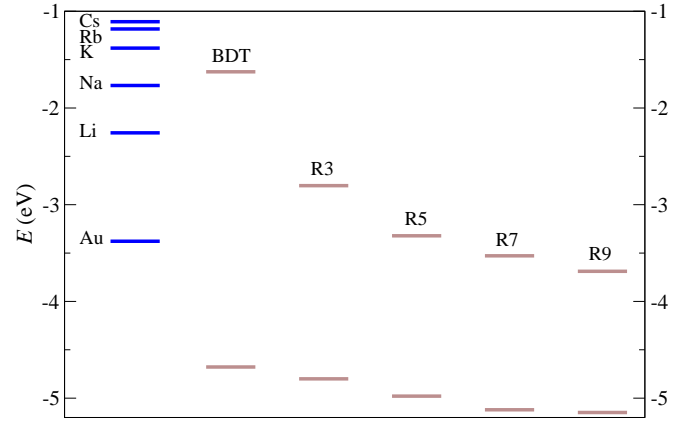


FIG. 2: Relative position of the electrodes Fermi energies and the molecular HOMO and LUMO states calculated with LDA and taking as reference the bonding orbital of a hydrogen molecule away from the system.

achieve this by calculating the energy as a function of the distance between the BDT molecule and a slab made of 4 layers of fcc Au or bcc Li, Na, K, R or Cs grown along the 001 direction. The same calculation was repeated for various positions, which include top, bridge and a 4-atoms hollow configuration [30]. We find that in all cases the most stable configuration corresponds to the hollow position [31]. A general trend is that, as the alkali atomic number increases, the molecule can approach closer to the surface due to the larger lattice constant of the surface atoms. This, in turn, slightly increases the bonding distance between the sulphur and the surface atoms and decreases the interaction between the molecule and the surface.

We first simulated the benzene molecule between gold electrodes and obtained the well known result that the Fermi level is close to the HOMO resonance [32, 33]. When gold was replaced by Li, however, the LUMO resonance moved towards the Fermi level and the conductance increased. This is expected from the results of Fig. 2 due to the change in position of the Fermi level relative to the molecular orbitals. The same trend was also found for the other alkali metals. However, for the heavier alkali elements K, Rb and Cs there was direct transport between the electrodes even in the absence of the molecule. As a consequence, it was not easy to clearly distinguish the molecular contribution from the electrode contribution. For that reason, our attention moved to the R3 molecule, for which the electrodes are far enough.

Fig. (3) shows the transport properties of the R3 molecule between gold and alkali leads. As can be seen, the transmission coefficients are very similar in all cases and are characterized by the presence of two main resonances, corresponding to the HOMO and LUMO orbitals, and a large HL gap. In the case of gold, the Fermi level sits in the middle of the HL gap, which produces a very small zero-bias conductance. However, for the alkali elements the Fermi level moves to the LUMO resonance and dramatically increases the value of the

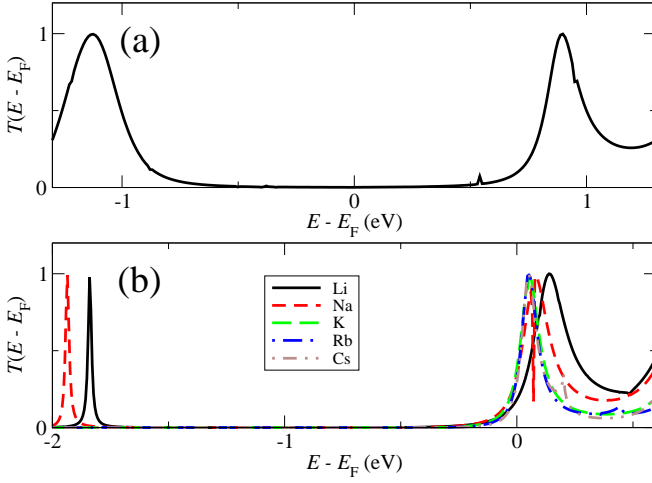


FIG. 3: Transmission coefficients of R3 between gold electrodes (a) and alkali electrodes (b).

conductance [34]. The increase of the conductance can also be seen by plotting on real space the density of states (DOS) on an energy interval of 0.2 eV around the Fermi level, as shown in Fig. 1. In the gold case the DOS of the leads does not penetrate into the molecule and electrons have to tunnel between both surfaces. When E_F moves towards the LUMO, DOS appears also in the molecule and makes it metallic.

We found that the conductance increases from Li to K, but after that it decreases towards Cs. Such non-trivial behavior can be explained by taking into account charging effects, which move the LUMO resonance downwards towards the Fermi level, and changes arising from bonding to different surfaces. As the alkali atomic number increases, the LUMO resonance moves downwards (see Fig. (3)) but as it starts to cross the Fermi energy, the charge on the molecule increases and the intralevel repulsion moves the states upwards again [15]. At the same time, the lattice constant of the contact increases with the atomic number and therefore the space in the hollow position becomes larger, which reduces the coupling between the contact sulphur atom and the surface and decreases the width of the LUMO resonance. The first effect increases the conductance from Li to K, whereas the second decreases it towards Cs.

We therefore expect a dramatic increase of the conductance if gold electrodes were replaced by alkali leads. Based on our calculations we predict that gold is one of the worst possible choices for high-conductance molecular nanowires, since the conductance decreases exponentially as the length of the nanowire increases.

From Fig. (3) it is possible to deduce some general properties which can help to understand the influence of various factors. For example it is noticeable that while the LUMO resonances in all cases have a similar width, the HOMO resonance is very sharp when the molecule is coupled to the alkali leads, as compared to the gold case, and its width decreases with the atomic number of the alkali element. This arises because the

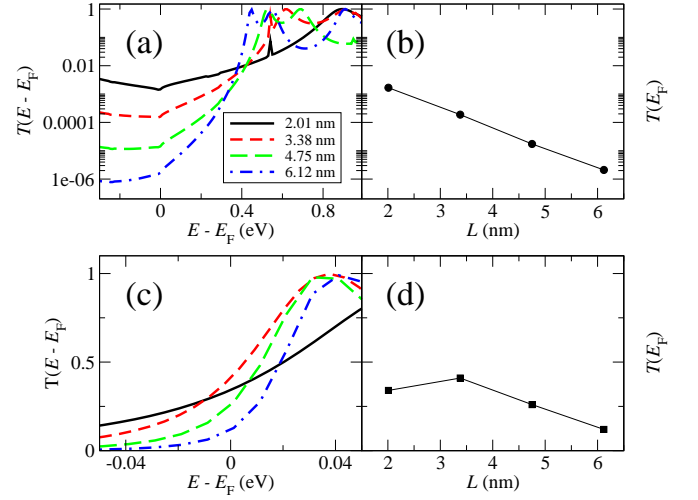


FIG. 4: Length dependence of the transmission coefficients and low bias conductance for molecules between gold electrodes ((a) and (b), respectively), and molecules between sodium electrodes ((c) and (d), respectively).

LUMO is delocalized along the molecule (see Fig. (1)) and it is better coupled to the contacts, whereas the HOMO is localized in the middle of the molecule and is sensitive to any change in the coupling. Since the coupling to the alkali leads is smaller than the coupling to gold and decreases from Li to Cs, the width of the HOMO resonance is much smaller in the former and becomes sharper as the atomic number increases [37].

The fact that the Fermi energy is close to the LUMO resonance opens the possibility of having non-exponential dependence of the conductance as a function of the molecular length, provided the Fermi level for longer molecules is still close enough. Such a possibility would allow the use of molecular wires with various lengths to connect different parts of a nanoscale circuit with almost no change in the conductance. We checked this possibility by using longer molecules with the same central unit and more benzene rings. To ensure that only the length was varied and no additional effects were introduced, the rings were made coplanar with the outer ones and the same number was added on both sides. The lengths of such molecules, which we call R5, R7 and R9, were 3.4, 4.7 and 6.1 nm, respectively.

It is well known that as the molecular length increases, the HL gap decreases due to the higher electronic delocalization along the molecule. The HL gap and the relative position of the HOMO and LUMO of all molecules can be seen in Fig. (2). However, as the HL gap decreases, the value of the transmission coefficients inside the gap decreases due to the larger separation between the electrodes. This implies again that, if the Fermi level sits inside the gap, the conductance will decrease exponentially as a function of the molecular distance. In Fig. (4) we show the transmission coefficients around the Fermi energy as a function of the distance for gold (a) and sodium electrodes (c). As can be seen in Figs. (4)(a) and (b),

which are plotted on a logarithmic scale, the transmission at the Fermi level decreases exponentially when the molecules are contacted to gold. Such exponential behavior has a beta of 0.16 \AA^{-1} and indeed proves that the quantum transport is in the tunnelling regime. As the molecular size increases, the LUMO resonance moves downwards and the distance between levels decrease, but these effects are not enough to eliminate the exponential behavior.

However, in the case of sodium leads, shown in Figs. (4)(c), the Fermi level is located near the LUMO resonance for all molecules. This makes the length dependence non-exponential and almost linear, as can be seen in Fig. (4)(d). Such evolution comes from an interplay between the downwards shift of the LUMO resonance, charge transfer and changes in the coupling. The first molecule does not fit well into the linear trend due to the much bigger width of the LUMO resonance. Such an anomalous resonance is produced by a very large interaction between the leads and the molecular central part, where this orbital has the biggest weight. At the same time, in order to keep the same charge on the molecule, this orbital is also shifted upwards. The LUMO resonances of longer molecules have a width which decreases and a position that increases slightly with the molecular length. The reduction of the width can be explained by taking into account that the weight of the LUMO decreases at the edges of the molecule and therefore the coupling between this orbital and the contacts tend to decrease as the length increases (the same, but more pronounced, happens to the HOMO orbital). The upwards movement of the LUMO resonance looks counterintuitive, since as the molecular length grows the orbitals move downwards, but it can be explained by the upwards shift of the levels produced by the additional charge on the molecule.

The long-term goal of using high-conductance molecular wires as interconnects in sub-10 nm electronics requires that HOMO or LUMO resonances coincide with the Fermi energy of metallic electrodes. In this paper we have shown that by analogy with current technology used in OLEDs, this can be achieved by using alkali metals [38] instead of the more commonly used gold.

We thank Ian Sage for useful discussions. VMGS thanks the EU network MRTN-CT-2004-504574 for a Marie Curie grant, the EPSRC and the DTI.

* Electronic address: v.garcia-suarez@lancaster.ac.uk

- [1] C. Joachim, J. K. Gimzewski, R. R. Schlittler, and C. Chavy, *Phys. Rev. Lett.* **74**, 2102 (1995).
- [2] M. A. Reed, C. Zhou, C. J. Muller, T. P. Burgin, and J. M. Tour, *Science* **278**, 252 (1997).
- [3] S. Datta, W. Tian, S. Hong, R. Reifenberger, J. I. Henderson, and C. P. Kubiak, *Phys. Rev. Lett.* **79**, 2530 (1997).
- [4] R. H. M. Smit, Y. Noat, C. Untiedt, N. D. Lang, M. C. van Hemert, and J. M. van Ruitenbeek, *Nature (London)* **419**, 906 (2002).
- [5] Y. Xue, S. Datta, and M. A. Ratner, *Chem. Phys.* **281**, 151 (2002).
- [6] M. Brandbyge, J. L. Mozos, P. Ordejón, J. Taylor, and K. Stokbro, *Phys. Rev. B* **65**, 165401 (2002).
- [7] Y. Fujimoto and K. Hirose, *Phys. Rev. B* **67**, 195315 (2003).
- [8] A. Calzolari, N. Marzari, I. Souza, and M. Buongiorno Nardelli, *Phys. Rev. B* **69**, 035108 (2004).
- [9] A. R. Rocha, V. M. García-Suárez, S. Bailey, C. Lambert, J. Ferrer, and S. Sanvito, *Phys. Rev. B* **73**, 085414 (2006).
- [10] J. Jiang, W. Lu, and Y. Luo, *Chem. Phys. Lett.* **400**, 336 (2004).
- [11] J. R. Quinn, F. W. Foss, L. Venkataraman, M. S. Hybertsen, and R. Breslow, *J. Amer. Chem. Soc.* **129**, 6714 (2007).
- [12] E. Leary, S. J. Higgins, H. van Zalinge, W. Haiss, R. J. Nichols, H. Höbenreich, I. Grace, C. Finch, C. J. Lambert, R. McGrath, and J. Smerdon. To be published.
- [13] S. N. Yaliraki, A. E. Roitberg, C. Gonzalez, V. Mujica, and M. A. Ratner, *J. Chem. Phys.* **111**, 6997 (1999).
- [14] Y. Xue, S. Datta, and M. A. Ratner, *J. Chem. Phys.* **115**, 4292 (2001).
- [15] R. Stadler and K. W. Jacobsen, *Phys. Rev. B* **74**, 161405(R) (2006).
- [16] G. Breit and E. Wigner, *Phys. Rev.* **49**, 519 (1936).
- [17] U. Fano, *Phys. Rev.* **124**, 1866 (1961).
- [18] T. Wakimoto, Y. Fukuda, K. Nagayama, A. Yokoi, H. Nakada, and M. Tsuchida, *IEEE Transactions on Electron devices* **44**, 1245 (1997).
- [19] Y. Cao, G. Yu, I. D. Parker, and A. J. Heeger, *Journal of Applied Physics* **88**, 3618 (2000).
- [20] D. Braun, *Materials Today* **5**, 32 (2002).
- [21] W. Kohn and L. J. Sham, *Phys. Rev.* **140**, A1133 (1965).
- [22] L. V. Keldysh, *Sov. Phys. JETP* **20**, 1018 (1965).
- [23] M. Di Ventra, S. T. Pantelides, and N. D. Lang, *Phys. Rev. Lett.* **84**, 979 (2000).
- [24] We have to mention that it is not completely clear that sulphur is the best atom to couple to alkali leads. A complete study of the possible coupling atoms is beyond the scope of this work but we do not expect the main conclusions to be affected by this point because in general the qualitative trends in the zero-bias transport characteristics do not depend too much on the coupling atom [25].
- [25] C. M. Finch, S. Sirichantaropass, S. W. Bailey, I. M. Grace, V. M. García-Suárez, and C. J. Lambert, *J. Phys.: Condens. Matter* **20**, 022203 (2008).
- [26] J. M. Soler, E. Artacho, J. D. Gale, A. García, J. Junquera, P. Ordejón, and D. Sánchez-Portal, *J. Phys.: Condens. Matter* **14**, 2745 (2002).
- [27] Based on calculations with the BDT molecule, a SZP basis is enough to accurately describe the results of this work. We note that the inclusion of polarization orbitals is a key factor to correctly reproduce the states above the Fermi level, in particular the LUMO, whereas the inclusion of double zetas only produces a shift in the energy of the isolated systems which is corrected when they become coupled.
- [28] J. P. Perdew and A. Zunger, *Phys. Rev. B* **23**, 5048 (1981).
- [29] J. Junquera, M. Zimmer, P. Ordejón, and P. Ghosez, *Phys. Rev. B* **67**, 155327 (2003).
- [30] In the hollow configuration, steric interactions between some of the atoms of the molecule and the surface atoms on the corners of the square can give different energies. We also computed then the case where the molecule was rotated 45 degrees along the axis perpendicular to the surface, but the results were practically the same.
- [31] For short distances, the bridge can become the most favorable bonding configuration in the case of alkali leads. Its cohesive

curve shows also two minima, as opposed to the one-minimum curves of other configurations. The second minimum appears when the sulphur atom crosses the line between both surface atoms and goes deep into the surface. We expect then that the bonding configuration undergoes a transition between the hollow and bridge states when the molecule is compressed. That would also affect the transport properties.

- [32] Y. Xue and M. A. Ratner, *Phys. Rev. B* **68**, 115406 (2003).
- [33] V. M. García-Suárez, T. Kostyrko, S. Bailey, C. Lambert, and B. R. Bulka, *Phys. Status Solidi B* **244**, 2443 (2007).
- [34] We are aware that the position of this orbital is not exactly given by DFT [35, 36], but it is the trend in the change of the Fermi level and its movement from the middle of the gap towards

higher conductance values that is of particular interest.

- [35] C. Toher, A. Filippetti, S. Sanvito, and K. Burke, *Phys. Rev. Lett.* **95**, 146402 (2005).
- [36] M. Koentopp, K. Burke, and F. Evers, *Phys. Rev. B* **73**, 121403(R) (2006).
- [37] For K, Rb and Cs the HOMO was so thin that the energy grid used to plot the transmission coefficients was not enough to represent it.
- [38] We would like to point out however that from an experimental point of view the use of alkali electrodes would be a difficult task due to the high reactivity of such materials.