

Low-temperature primordial gas in merging halos

E. O. Vasiliev^{1,2,*} and Yu. A. Shchekinov^{3,4}

¹ Tartu Observatory, 61602 Tõravere, Estonia

² Institute of Physics, Southern Federal University, Stachki St. 194, Rostov-on-Don, 344090 Russia

³ Department of Physics, Southern Federal University, Sorge St. 5, Rostov-on-Don, 344090 Russia

⁴ Special Astrophysical Observatory, Nizhny Arkhyz, Karachaevo-Cherkessia, 369167 Russia

Received 11 May 2007, accepted 25 Apr 2008

Published online 2008 Jun 25

Key words cosmology: early universe – galaxies: formation – ISM: molecules – stars: formation – shock waves

Thermal regime of the baryons behind shock waves arising in the process of virialization of dark matter halos is governed at certain conditions by radiation of HD lines. A small fraction of the shocked gas can cool down to the temperature of the cosmic microwave background (CMB). We estimate an upper limit for this fraction: at $z = 10$ it increases sharply from about $q_T \sim 10^{-3}$ for dark halos of $M = 5 \times 10^7 M_\odot$ to ~ 0.1 for halos with $M = 10^8 M_\odot$. Further increase of the halo mass does not lead however to a significant growth of q_T – the asymptotic value for $M \gg 10^8 M_\odot$ is of 0.3: We estimate star formation rate associated with such shock waves, and show that they can provide a small but not negligible fraction of the star formation. We argue that extremely metal-poor low-mass stars in the Milky Way may have been formed from primordial gas behind such shocks.

© 2008 WILEY-VCH Verlag GmbH & Co. KGaA, Weinheim

1 Introduction

Formation of the first stars is determined by energy losses in ro-vibrational lines of molecular hydrogen H_2 and its deuterated analogue HD (Lepp & Shull 1983; Shchekinov 1986; Puy et al. 1993; Palla, Galli & Silk 1995; Galli & Palla 1998, 2002; Stancil, Lepp & Dalgarno 1998; Tegmark et al. 1997; Puy & Signore 1997, 1998; Uehara & Inutsuka 2000; Flower 2002; Nakamura & Umemura 2002; Machida et al. 2005, Nagakura & Omukai 2005). In turn, the amount of H_2 and HD and their ability to cool gas greatly depend on dynamical and thermal regime of the gas. In particular, shock waves strongly enhance the rate of conversion of atomic hydrogen to its molecular form (Shchekinov & Entel 1983; Suchkov, Shchekinov & Edelman 1983; Shapiro & Kang 1987; Kang & Shapiro 1992; Shchekinov 1991; Ferrara 1998; Yamada & Nishi 1998; Uehara & Inutsuka 2000; Cen 2005; Machida et al. 2005; Shchekinov & Vasiliev 2005; Johnson & Bromm 2005). On the other hand, the first stars have formed from the gas processed by the shock waves unavoidable in the process of virialization of dark matter halos (Shapiro 1993; Haiman, Thoul & Loeb 1996; Tegmark et al. 1997; Abel, Bryan & Norman 2000, 2002). Therefore possible enhancement of H_2 and HD in these conditions can have important consequences for characteristics of the first stars (Oh & Haiman 2002; Johnson & Bromm 2005; Shchekinov & Vasiliev 2005).

When dark matter halos merge, shock waves form and compress the baryons (see discussion in (Barkana & Loeb

2001; Ciardi & Ferrara 2004)). At sufficiently large velocities of colliding flows ($v > 8 \text{ km s}^{-1}$) fractional ionization in shocked gas increases above the frozen cosmological value, and speeds up chemical kinetics of H_2 molecules. Collisions with velocities above $v > 8.6[(1+z)/20]^{-1/6} \text{ km s}^{-1}$ may lead to a rapid formation of HD and an efficient cooling down to the minimum temperature $T = T_{\text{CMB}} = 2.7(1+z)$ (Vasiliev & Shchekinov 2005; Johnson & Bromm 2005; Shchekinov & Vasiliev 2005). It is worth noting that HD can also play major role in central regions of collapsing dark halos, where a high-density environment favours transition of D into molecular form, so that even in low-mass halos HD cooling can dominate (Ripamonti 2007).

Explicit answer of how large is the fraction of cold gas in merging halos can be found only in hydrodynamic simulations. Very recently (Maio et al. 2007) performed 3D SPH simulation of structure formation with accounting of HD chemistry. They found that incorporation of effects from HD cooling increases clumpiness of gas, i.e. clouds are denser and more compact with respect to the case when only H_2 cooling is considered. However, full 3D simulations are time consuming, and always are made within a particular realization of a random hydrodynamic field. They therefore represent only very limited regions in the space of possible random hydrodynamic fields of a given spectrum. This circumstance restricts the final thermodynamic state of baryons within the domain corresponding to the chosen interrelations between the amplitudes of different wave modes. As a result, estimates of the fraction of the cold baryons able to form stars are biased by such limitations. At such circumstances 1D hydrodynamical simulations of chemistry

* Corresponding author: e-mail: eugstar@mail.ru

and thermodynamics of shocked primordial gas can play an auxiliary role for understanding of what in principle can be expected in the conditions preceding formation of the first stars. In this paper we use 1D planar computations to model chemical and thermal regime of gas behind the shock waves after a head-on collision of two clouds of equal sizes. This approach is justified by the fact that in supersonic cloud collisions the rarefaction motion transverse to the symmetry axis takes longer than the collision time $t_c = 3R/2v_c$ (Gilden 1984). On the other hand, the estimates of the fraction of baryons cooled down by HD molecules we obtained within this approximation are obviously upper limits.

At the stages when the halos are close to merge their velocities are of the order of the virial value corresponding to the total mass of the halos. We therefore connect the collisional velocities of the clouds to the mass of the halo M formed in this collision

$$v_c = (3^4 \pi^3 \Omega_m \rho_c)^{1/6} G^{1/2} M^{1/3} (1+z)^{1/2}, \quad (1)$$

Ω_m is the matter closure parameter, $\rho_c = 3H_0^2/8\pi G$, the critical density.

In Section 2 we describe dominant thermal and chemical processes in shocked gas; in Section 3 we discuss consequences of HD cooling for formation of the first stars; summary is given in Section 4.

Throughout the paper we assume a Λ CDM cosmology with the parameters $(\Omega_0, \Omega_\Lambda, \Omega_m, \Omega_b, h) = (1.0, 0.7, 0.3, 0.045, 0.7)$ and deuterium abundance 2.6×10^{-5} , consistent with the most recent measurements (Spergel et al. 2007).

2 Chemistry and thermal regime behind the shock

In the center of mass of the colliding baryon components a discontinuity forms at the symmetry plane, and two shock waves begin to move outwards. We assume that during the merging collisionless dark matter components occupy considerably bigger volume and neglect gravitational forces on baryons. Therefore we describe propagation of the shock by single-fluid hydrodynamic equations. Energy equation includes radiative losses typical in primordial plasma: Compton cooling, recombination and bremsstrahlung radiation, collisional excitation of HI (Cen 1992) H₂ (Galli & Palla 1998) and HD (Flower 2000; Lipovka, Nún̄ez-Lopéz & Avila-Reese 2005). More accurately the H₂ cooling function have been recalculated by Le Bourlot, Pineau des Forets & Flower (1999), which differs considerably (by factor of 2) from the Le Bourlot, Pineau des Forets & Flower function only at $T > 4000$ K (Glover 2005).

Chemical and ionization composition include a standard set of species: H, H⁺, e, H⁻, He, He⁺, He⁺⁺, H₂, H₂⁺, D, D⁺, D⁻, HD, HD⁺; The corresponding rates are taken from (Galli & Palla 1998; Stancil et al. 1998); the shock wave was computed on one collision time t_c . H₂ dissociation rate by atomic hydrogen is taken from Mac Low & Shull (1986) –

although this reaction is important only at $T > 6000$ K, it restricts the production of H₂ molecules by factor of 1.5.

For our simulations we use a 1D planar Lagrangian scheme similar to that described by Thoul & Weinberg (1995). As a standard resolution we have used 700 zones over the computational region, and found a reasonable convergence: several test computations with 1500 zones showed significant deviations only in the very central zones of 1% in mass, while in the rest the deviation is normally less than 10%. We assume a “top-hat” initial baryonic distribution in colliding halos with the density equal to the virialized value $18\pi^2 \Omega_b \rho_0 (1+z)^3$, while temperature is taken close to the cosmic microwave background (CMB) temperature $T_b = 1.1T_{\text{CMB}}$. This corresponds to a simplified picture when merging halos are already compressed to their virial radii, but not yet virialized, i.e. systematic large scale motions did not converged into thermal energy. This assumption allows to better understand the role which shock compression of the baryons plays in their ionization and chemical state in the course of virialization. The fractional ionization x , and the abundances of H₂ and HD molecules before the shock are taken equal to their background values $x = 10^{-4}$, $f(\text{H}_2) = 10^{-6}$ and $f(\text{HD}) = 10^{-10}$.

Fig. 1 shows typical distributions of the temperature, the abundances of H₂ and HD and their relative contributions to the total cooling behind the shock front at $t = (0.2, 0.6, 1)t_c$, for the halos merged at $z = 20$ with the velocity $v_c = 20 \text{ km s}^{-1}$, corresponding to the total mass $M = 1.4 \times 10^7 M_\odot$. Three qualitatively different cooling regimes can be distinguished in the temperature profiles: in the high temperature range ($1500 < T < 7000$ K) excitation of ro-vibrational levels of H₂ dominates, while in the intermediate range ($200 < T < 1500$ K) only rotational lines contribute to the cooling; in the lowest temperature range ($T < 200$ K) cooling from H₂ molecules exhausts and only HD rotations support cooling – it is seen in the lower panel from comparison of the relative contributions of H₂ and HD cooling. At later times, $t \sim t_c$ a non-monotonous behaviour of temperature is due to the fact that at these stages gas enters the shock front with lower velocities, so that the post-shock temperature becomes below the limit when collisional dissociation of H₂ molecules is important. As a result, all molecular hydrogen formed behind the front survives and stimulates rapid cooling.

In this particular case a small fraction ($q \simeq 0.1$ by mass) of the shocked baryons close to the symmetry plane cools to the minimum possible value $T \simeq T_{\text{CMB}} = 2.7(1+z)$ due to cooling in rotational lines of HD. In general, the fraction of compressed baryons cooled down to a given temperature level depends on the relative velocities of the colliding clouds v_c : the larger the collisional velocity v_c , the stronger the gas compression after cooling, and the higher the contribution from HD cooling. Fig. 2 shows the fraction of baryons $q_T(M)$ contained in several temperature ranges versus the halo mass: $T < 200$ K, $T < 150$ K, $T < 100$ K, and at $T \simeq T_{\text{CMB}}$ after one crossing time $t = t_c$. In

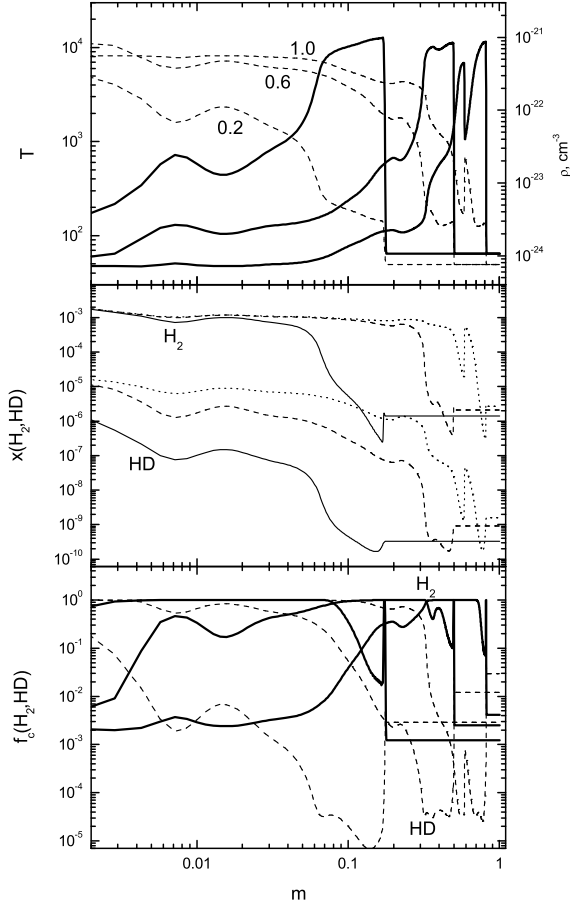


Fig. 1 Upper panel: profiles of temperature (solid) and density (dash); middle panel: relative concentration of H_2 and HD molecules; lower panel: their relative contribution to the total cooling (H_2 – solid and HD – dashed), for baryons in two colliding halos with the total mass $M = 1.4 \times 10^7 M_\odot$ at $0.2t_c$, $0.6t_c$, t_c ; halos merged at $z = 20$.

the temperature range $T < 200$ K where cooling in H_2 lines is dominant, $q_T(M)$ increases from 0.1 for the halo mass $10^7 M_\odot$ to the asymptotical (at $M \gg 2 \times 10^7 M_\odot$) value 0.6. Compressed baryons can have temperature below 150 K only due to contribution from HD cooling. In the lower temperature ranges ($T < 100$ K, and at $T = T_{\text{cmb}}$) $q_T(M)$ is a very sharp function of the halo mass: for instance, at redshift $z = 20$ (Fig. 2a) a two-fold increase of the mass from $10^7 M_\odot$ to $2 \times 10^7 M_\odot$ results in a two-order of magnitude increase of $q_{T_{\text{CMB}}}$ from 3×10^{-3} to 0.3. At higher masses the dependence flattens and asymptotically in the limit $M \gg 2 \times 10^7 M_\odot$ approaches 0.4. At lower redshifts gas density decreases and the radiation cooling time becomes longer. As a result, $q_T(M)$ shifts towards larger halo masses, approximately as $(1+z)^{-3/2}$: Fig. 2b shows $q_T(M)$ for collisions occurred at $z = 10$.

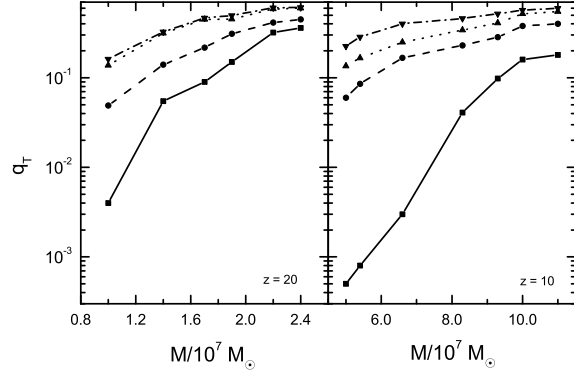


Fig. 2 Fraction of baryons cooled below temperature $T < 200$ K, $T < 150$ K, $T < 100$ K, and $T = T_{\text{CMB}}$ from top to bottom at $z = 20$ (left), and $z = 10$ (right).

3 Star formation

Baryons cooled below $T < 200$ K are thought to be able to fragment and initiate star formation. In gas layers compressed by shock waves gravitational instability of the cold gas occurs naturally when the thickness of the layer equals the Jeans length. In order to estimate the range of masses expected to form through the gravitational instability we apply (Gilden 1984) criterion for the shock-compressed gas, which implies that: *i*) the characteristic growth time is shorter than the collision time, and *ii*) the critical wavelength is shorter than the initial size of the clouds. The corresponding critical mass M_{cr} depends on the average temperature and density in the layer: when the halos merge with low relative velocities (corresponding to lower halo masses), only a small fraction of the compressed baryon mass can cool down to sufficiently low temperatures to form an unstable layer. Mergings with higher relative velocities increase the fraction of gravitationally unstable baryons. Fig.3 shows the redshift dependence of the halo masses with a given fraction of the compressed baryons unstable in Gilden sense. Each line is marked with symbols corresponding to a given fraction of the baryon mass q_f unstable against fragmentation: for instance, when halos with masses corresponding to the upper line $M = 2.5 \times 10^7 [(1+z)/20]^{-2.2} M_\odot$ merge, half of their mass becomes compressed in a cold layer with temperature $T \leq 100 - 150$ K unstable in Gilden sense. Coincidentally, the thermal evolution is governed by HD cooling, when the temperature falls below 150 K. At the latest stages the unstable layers are dominated by HD cooling, so that fragments formed in these conditions can reach the minimum possible temperature $\simeq T_{\text{CMB}}$. The corresponding Jeans mass in the unstable layer is $M_J \leq 2.3 \times 10^3 M_\odot v_{10}^{-1} [(1+z)/20]^{1/2}$, which is considerably smaller than the baryonic mass of this layer; here $v_{10} = v_c/10$ km s $^{-1}$. With accounting (1) the Jeans mass in the unstable layer is $M_J \leq 1.3 \times 10^4 M^{-1/3} M_\odot$. This means that when halos with masses $M > 10^4 M_\odot$ merge more than

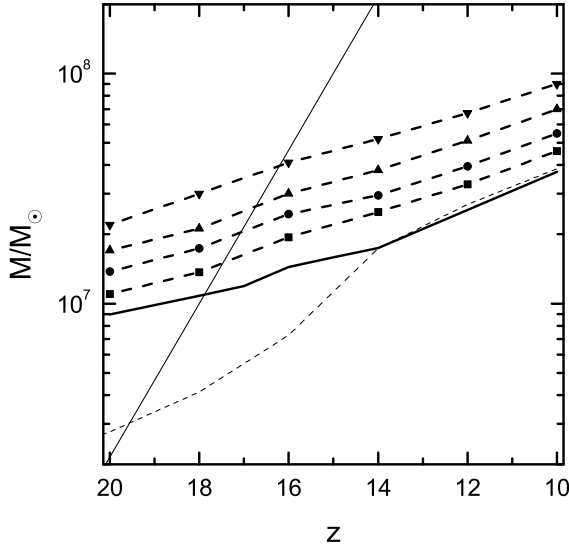


Fig. 3 Lines with symbols depict halo masses vs redshift, where the fraction of baryon mass unstable in Gilden sense is at given level: 1%, 7%, 25%, 50% from bottom to top; straight thin solid line corresponds to a 3σ peak mass, dashed line shows the minimum mass obtained by (Tegmark et al. 1997), thick solid line shows the minimum mass from (Shchekinov & Vasiliev 2006).

one cold and dense clouds in the unstable layer can form and give rise to formation of stars.

Whether such fragments are the protostellar condensations evolving further in a single massive star, or they are the nestles, where in the process of sequential (hierarchical, Hoyle 1953) or of a one-step (Nakamura & Umemura 1999) fragmentation a cluster of less massive stars is formed, depends sensitively on details of gravitational contraction and thermal evolution of the fragments (see discussion in (Coppi, Bromm & Larson 2001; Glover 2004). However, both the mass of a central protostellar core in the former case, and the minimum mass of a protostellar condensation in the latter are determined by the opaqueness of the contracting gas. Vasiliev & Shchekinov (2005) estimate this mass as $M_J \sim 10^{-3}(1+z)^{3/2}M_\odot$, what gives for $z = 10 - 20$ a relatively low mass limit: $M_J \sim (0.03 - 0.1)M_\odot$. Therefore stars formed in such cold layers with a predominance of HD cooling on later stages, are anticipated in general to be less massive than those expected when thermodynamics of primordial gas is determined by H_2 cooling (Shchekinov & Vasiliev 2005).

The fraction of baryons in the universe able to cool below $T = 150$ K and to form presumably low-mass stars behind shock waves in mergings can be estimated as

$$f_c = \epsilon_\perp \int_{M_c}^{M_{4\sigma}} q_{T \leq 100}(M, z) MF(M) dM /$$

$$\int_{M_{\min}}^{M_{4\sigma}} MF(M) dM, \quad (2)$$

where $F(M) = dN/dM$ is the Press-Schechter mass function, M_c is the halo mass at a given redshift presumably formed through merging of two $M_c/2$ halos, where the fraction of cold ($T \leq 150$ K) baryons is equal to 1%, M_{\min} , the minimum halo mass at a given redshift. We assume that the halos with the fraction of cold baryons less than 1% do not significantly contribute to f_c or the star formation rate. Here we introduced factor $\epsilon_\perp = 0.05$ accounting only approximately head-on collisions. Indeed, our conclusions about the role of HD cooling are based on the assumption of a head-on collision of merging halos, and can be valid only in a restricted range of the impact parameter when the shear motion is less important than the converging flow and the corresponding diverging shock waves. For this condition to be fulfilled the characteristic time of the Kelvin-Helmholtz instability of the shear flow $t_{\text{KH}} \sim R/v_{\parallel}$ must be longer than the dynamical (crossing) time $t_d \sim 2R/v_\perp$: $t_{\text{KH}} > t_d$. This gives $v_{\parallel}/v_\perp < 1/2$, and as a result, only a fraction $\epsilon_\perp = \Delta\Omega/4\pi \simeq 0.05$ of mergers where the flows are approximately head-on. In Introduction we stressed that the estimate of the cold baryon fraction f_c within the approximation of head-on collisions is an upper limit. Introducing the factor ϵ_\perp attempts to quantify more accurately the fraction f_c . However, the estimate (2) still has a meaning of an upper limit, particularly because *i*) in (2) we assumed explicitly that the spectrum $F(M)$ above M_c is formed through merging of equal masses, and *ii*) we do not account here (negative) feedback from the stars have already formed during the merging.

Fig. 4 depicts f_c versus redshift. For M_{\min} we have taken $10^3 M_\odot$, $10^4 M_\odot$ and $10^5 M_\odot$, however, only the last value seems meaningful, because for lower halo masses their baryonic content is too small and likely can be easily removed in tidal interactions. Independent on M_{\min} the total fraction of baryons in the universe able to cool below $T = 150$ K and form stars approaches $f_c \sim 0.1\epsilon_\perp$ at $z = 10$. This fraction may increase if the halos are clustered as suggested by Barkana & Loeb (2004) and Cen (2005). For comparison we show in Fig. 4 the fraction of baryons in the universe cooled by H_2 molecules and hydrogen atoms with the lower limit M_c in the integral (2) corresponding to the virial mass $M_c = M_v$ at $T_{\text{vir}} = 400, 10^4$ K, for both cases we assume that in virialized halos 8% of baryons can have temperature 200 K as calculated by (Abel et al. 1998), and integrate over the halo mass spectrum from $M_{\min} = 10^4 M_\odot$.

Characteristic star formation time inside the formed fragments is determined by the baryon density in there $t_{\text{sf}} = t_J/\epsilon$, where $t_J = \sqrt{3\pi/32G\rho}$ is the baryon Jeans time in cold layers, $\epsilon \ll 1$ is the star formation efficiency. Gas density ρ_f in cold layers when they fragment can be found from the condition $\rho_i v_c^2 = k\rho_f T_{\text{CMB}}/m_H$, which gives

$$n_f \simeq 0.02 M_7^{2/3} (1+z)^3 \text{ cm}^{-3}, \quad (3)$$

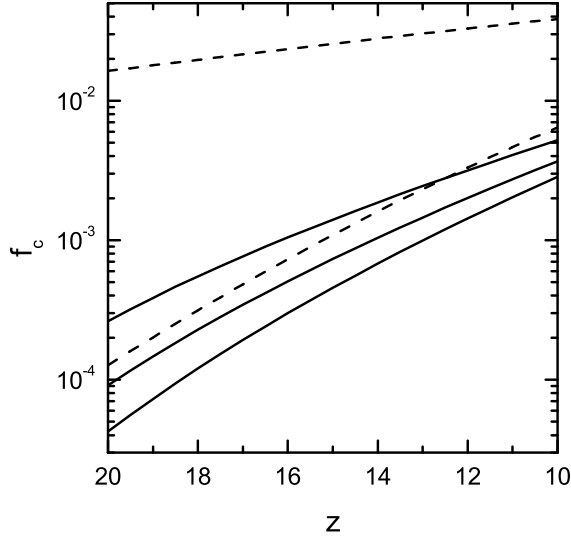


Fig. 4 Fraction of baryons f_c in the universe cooled below 150 K. According to Gilden criterion these baryons can give rise to the formation of stars. Solid curves show the fraction f_c for $M_{\min} = 10^3 M_{\odot}$, $10^4 M_{\odot}$, $10^5 M_{\odot}$ (bottom to top) in eq. (2). Dashed curves depict two cases when the lower limit in the r.h.s. of (2) is equal to the virial mass $M_c = M_v$ with $T_{\text{vir}} = 400, 10^4$ K (top to bottom); the lower limit M_{\min} in the denominator of the r.h.s. of (2) is taken for these two curves to be $10^4 M_{\odot}$.

and

$$t_J = 5 \times 10^8 M_7^{-1/3} (1+z)^{-3/2} \text{ yr}, \quad (4)$$

For star formation efficiency $\varepsilon > 0.03$ the characteristic time t_{sf} remains shorter than the Hubble time for the halo masses $M_h > 10^7 M_{\odot}$. This means that star formation rate in merging halos is determined by the longest time – the characteristic time between subsequent mergings. In these conditions star formation rate is proportional to the merger rate of the halos with the total mass above the critical value $M_c(z)$ (Barkana & Loeb 2000; Santos, Bromm & Kamionkowski 2002)

$$\dot{M}_* = \frac{1}{2} \frac{\Omega_b}{\Omega_m} \varepsilon \epsilon_{\perp} \int_{M_{\min}}^{M_c} dM_1 F(M_1) \int_{M_c}^{M_c+M_1} dM_2 q_f(M_2, z) M_2 \frac{d^2 P}{dM_2 dt}, \quad (5)$$

where $P = P(M_1, M_2, z)$ is the probability that a halo with mass M_1 merges to a halo of mass $M_2 > M_1$ at redshift z (Lacey & Cole 1993); we explicitly assume here that only fraction of baryons $q_f(M, z)$ cooled after merging below 200 K is able to form stars. Therefore, if we substitute here the fraction $q_{T \leq 150}(M)$ of baryons cooled to $T < 150$ K, equation (5) will describe the contribution to

the total star formation rate from the merging halos where thermodynamics is governed by HD cooling, and where low mass stars may form. It is obvious that mergings of halos of masses $M_{\min} \ll M_c$ with the halo of critical (or overcritical) mass, involve too small baryon mass fraction into sufficiently strong compression where HD molecules can cool gas. Moreover, in this limit the compressed region deviates significantly from planar geometry, and Gilden criterion is not applicable. Therefore, in our estimates of star formation rate we assume for M_{\min} two values: $M_{\min} = 0.5 M_c$ and $M_{\min} = 0.9 M_c$ with M_c defined as above as the mass where the fraction of cold baryons ($T \leq 150$ K) after merging is equal to 1%; at equal densities of merging halos their sizes differ in the first case by $\simeq 20\%$, while in the second only by 4%. Therefore, in the estimates of the star formation rate with a predominance of HD in thermodynamics, we neglect contribution from mergers of masses significantly smaller than the critical mass. On the other hand, it is seen from Fig. 3 that halos with $\sim 2M_c$ have already $\sim 50\%$ of their mass colder than $T \leq 150$ K and unstable in Gilden sense. This means that the upper limit $2M_c$ in the second integral of (5) counts practically all halos whose star formation is regulated by HD cooling. With this proviso, the two cases: $M_{\min} = 0.5 M_c$ and $M_{\min} = 0.9 M_c$, are shown in Fig. 5 by two solid lines – the region between them can be a reasonable estimate of the star formation rate governed by HD cooling.

For comparison in Fig. 5 we add two lines for which M_c in (5) is replaced by the virial mass M_v with $T_{\text{vir}} = 400, 10^4$ K (see, Barkana & Loeb 2000). It is obvious, that the number of mergers where HD cooling dominates, is only a small (although not negligible) fraction of all mergers: at z between 10 and 16 star formation governed by HD varies from 15 to 30 % of the one connected with 10^4 K halo mergers (the lower dashed line), and 0.5 to 10 % of star formation in 400 K mergers (the upper dashed line); in Fig. 5 for all low-mass mergers dominated by H_2 cooling $q_f(M, z) = q_{f, \text{H}_2} = 0.08$ is assumed following (Abel et al. 1998). At earlier stages, $z = 18 - 20$, mergers with a predominance of HD cooling contribute less than 0.5% compared to the 400 K mergers. From this point of view one can think that in numerical simulations the regions with HD cooling are apparently missed.

It is therefore seen that a small fraction of baryons in mergers cools down to the lowest possible temperature $T \simeq T_{\text{CMB}}$, and can give rise to formation of the first generation stars of low masses – lower than the masses formed under the conditions when H_2 controls thermal evolution of baryons. This fraction increases with the total mass of merging halos, and thus in massive galaxies the population of low-mass stars of the first generation can be considerable. One should stress though that massive galaxies, formed in the hierarchical scenario through mergers, are quite expected to have been already experienced star formation episodes, with the interstellar gas polluted by metals. However, it remains unclear whether the metals can become

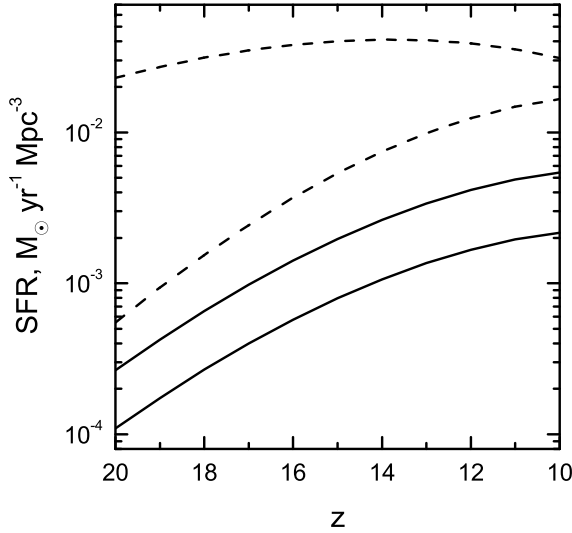


Fig. 5 Cosmic star formation rate: dashed lines correspond to the halos with $T_{vir} = 400, 10^4$ K (top to bottom); solid – the halos with mass $M_{cr} = M_c$, $M_{min} = 0.5M_c$ (upper curve) and $M_{min} = 0.9M_c$ (lower curve); in all cases $\varepsilon = 0.1$.

well mixed in a galaxy before it absorbs a new halo in next merger event. Simple arguments suggest the opposite. Indeed, the characteristic mixing time for the whole galaxy can be estimated as $t_{mx} \sim \langle \delta_{ej} \rangle R / c_s$, where $\langle \delta_{ej} \rangle > 1$ is the mean density contrast between SNe ejecta and diffuse interstellar gas, R is the galaxy radius, c_s , the sound speed in diffuse gas; note that $R/c_s \sim t_c$. The characteristic time scale for the halo mass growth $t_m = [M_2 d^2 P(M_1, M_2, z) / dM_2 dt]^{-1}$. For the halos $M_2 \sim 10^7 M_\odot$ and $M_1 \sim 0.9M_2$ at $z = 20$, t_m is about $\sim 8 \times 10^{14}$ s, which is comparable to the collision time $t_c = 3R/2v_c$, and is therefore $< t_{mx}$. Although some of the absorbed low mass halos can have been also experienced star formation episodes before being merged, and thus can be already metal enriched (Scannapieco, Schneider & Ferrara 2003), however a non-negligible fraction of them may have pristine composition due to a slow mixing.

The existence of low mass Pop III stars is suspected from the observational point of view: recently discovered extremely metal-poor and low-mass stars, as for instance a $0.8 M_\odot$ star HE 0107-5240 (Christlieb et al. 2002, 2004) with $[\text{Fe}/\text{H}] = -5.3$, may be the first-generation stars. The question of whether stars with $[\text{Fe}/\text{H}] < -5$ are indeed Population III stars is still under discussion, partly because of overabundant carbon and nitrogen: $[\text{C}/\text{Fe}] = 4$, $[\text{N}/\text{Fe}] = 2.3$ in HE 0107-5240 (Bessel, Christlieb & Gustafsson 2004). From this point of view HE 0107-5240 can be a Population II star formed in an already enriched interstellar gas (Umeda & Nomoto 2003). However, the possibility that this star has been formed of pristine gas cannot be excluded: Shigeyama Tsujimoto & Yoshii (2003) conclude that HE 0107-5240 is

a Pop III star with the surface polluted by accreted interstellar gas already enriched with metals. In this scenario overabundant C and N in the envelope can be produced during the core helium flash as suggested by (Weiss et al. 2000; Schlattl et al. 2002). The estimates presented in this paper show that a small fraction of baryons processed by shocks in merger events may indeed become extremely cold and form low mass stars of the first generation.

4 Conclusion

In this paper we have shown that

- A small fraction of baryons in merging halos can cool down to very low temperatures close to the temperature of the cosmic microwave background. This fraction increases with the halo mass, and can reach $\simeq 0.2$ for masses $M > 2 \times 10^7 M_\odot$ at $z = 20$ and for $M > 10^8 M_\odot$ at $z = 10$; averaged over the halo mass spectrum this fraction varies from 10^{-3} at $z = 20$ to 0.1 at $z = 10$.
- Such cold gas is unstable against gravitational fragmentation, with the mass of the primary fragments decreasing for mergers of higher masses M : $M_J \leq 1.3 \times 10^4 M^{-1/3} M_\odot$. Masses of protostars formed in gas cooled by HD molecules are in general lower than those formed in conditions when H_2 cooling dominates.
- The contribution to the cosmic star formation rate of the mergers with a predominance of HD cooling, and therefore with presumably low mass first stellar objects, increases from less than 0.5% at redshift $z = 18 - 20$ to 10-30 % at $z = 10$. Extremely metal-poor low mass stars in the Milky Way may have been formed in mergers dominated by HD cooling.

5 Acknowledgments

EV thanks E. Ripamonti for useful discussions. We acknowledge critical remarks by the anonymous referee. This work is supported by the Federal Agency of Education (project code RNP 2.1.1.3483), by the RFBR (project code 06-02-16819) and by the Rosnauka Agency grant No 02.438.11.-7001.

References

- Abel, T., Anninos, P., Norman, M., Zhang, Yu: 1998, ApJ 508, 518
- Abel, T., Bryan, G., Norman, M.: 2000, ApJ 540, 39
- Abel, T., Bryan, G.L., Norman, M.: 2002, Science 295, 93
- Barkana, R., Loeb, A.: 2000, ApJ 539, 20
- Barkana, R., Loeb, A.: 2001, PhR 349, 125
- Barkana, R., Loeb, A.: 2004, ApJ 609, 474
- Bessel, M. S., Christlieb, N., Gustafsson, B.: 2004, ApJ 612, L61
- Bougleux, E., Galli, D.: 1997, MNRAS 288, 638
- Cen, R.: 1992, ApJS 78, 341
- Cen, R.: 2005, ApJ 624, 485

- Christlieb, N., Bessel, M. S., Beers, T. C., et al.: 2002, *Nature* 419, 904
- Christlieb, N., Gustafsson, B., Kom, A., et al.: 2004, *ApJ* 603, 708
- Ciardi, B., Ferrara, A.: 2005, *SSRv* 116, 625
- Coppi, P., Bromm, V., Larson, R.: 2001, in: Umemura, M., Susa, H., eds. *The Physics of Galaxy Formation*, ASP Conf. Ser., v. 222, p. 15
- Ferrara, A.: 1998, *ApJ* 499, L17
- Flower, D.: 2000, *MNRAS* 318, 875
- Flower, D.: 2002, *MNRAS* 333, 763
- Flower, D., Pineau des Forets, G.: 2003, *MNRAS* 341, 1272
- Galli, D., Palla F.: 1998, *A&A* 335, 403
- Galli, D., Palla, F.: 2002, *P&SS* 50, 1197
- Gilden, D.L.: 1984, *ApJ* 279, 335
- Glover, S.: 2005, *SSRv* 117, 445
- Haiman, Z., Thoul, A., Loeb, A.: 1996, *ApJ* 464, 523
- Hoyle, F.: 1953, *ApJ* 118, 513
- Kang, H., Shapiro, P.R.: 1992, *ApJ* 386, 432
- Johnson, J., Bromm, V.: 2006, *MNRAS* 366, 247
- Lacey, C., Cole, S.: 1993, *MNRAS* 262, 627
- Le Bourlot, J., Pineau des Forets, G., Flower, D.: 1999, *MNRAS* 305, 802
- Lepp, S., Shull, J. M.: 1983, *ApJ* 270, 578
- Lipovka, A., Núnñez-Lopéz, R., Avila-Reese, V.: 2005, *MNRAS* 361, 850
- Machida, M., Tomisaka, K., Nakamura, F., Fujimoto, M.: 2005, *ApJ* 622,39
- Mac Low, M.-M., Shull, J.M.: 1986, *ApJ* 302, 585
- Maior, U., Dolag, K., Ciardi, B., Tornatore, L.: 2007, *MNRAS* 379, 963
- Nagakura, T., Omukai, K.: 2005, *MNRAS* 364, 1378
- Nakamura, F., Umemura, M.: 1999, *ApJ* 515, 239
- Nakamura, F., Umemura, M.: 2002, *ApJ* 569, 549
- Oh, S.P., Haiman, Z., 2002, *ApJ* 569, 558
- Palla, F., Galli, D., Silk, J.: 1995, *ApJ* 451, 401
- Puy, D., Alecian, G., Le Bourlot, J., Leorat, J., Pineau des Forets, G.: 1993, *A&A* 267, 337
- Puy, D., Signore, M.: 1997, *NewA* 2, 299
- Puy, D., Signore, M.: 1998, *NewA* 3, 247
- Ripamonti, E.: 2007, *MNRAS* 376, 709
- Santos, M., Bromm, V., Kamionkowski, M.: 2002 *MNRAS* 336, 1082
- Scannapieco, E., Schneider, R., Ferrara, A.: 2003, *ApJ* 589, 35
- Schaerer, D.: 2002, *A&A* 382, 28
- Schlattl, H., Salaris, M., Cassisi, S., Weiss, A.: 2002, *A&A* 395, 77
- Shapiro, P.R.: 1993, ASP Conf. Ser. 48, 664
- Shapiro, P.R., Kang, H.: 1987, *ApJ* 318, 32
- Shchekinov, Yu.A., Entel, M.B.: 1983, *SovA* 27, 376
- Shchekinov, Yu.A.: 1986, *SvAL* 12, 211
- Shchekinov, Yu. A.: 1991, *ApSS* 175, 57
- Shchekinov, Yu.A., Vasiliev, E.O.: 2006, *MNRAS* 368, 454
- Shigeyama, T., Tsujimoto, T., Yoshii, Y.: 2003, *ApJ* 586, L57
- Spergel, D.N., Bean, R., Doré, O., et al.: 2007, *ApJS* 170, 377
- Stancil, P. C., Lepp, S., Dalgarno, A.: 1998, *ApJ* 509, 1
- Suchkov, A.A., Shchekinov, Yu.A., Edelman, M.A.: 1983, *Ap* 18, 360
- Tegmark, M., Silk, J., Rees, M.J., Blanchard, A., Abel, T., Palla, F.: 1997, *ApJ* 474, 1
- Thoul, A., Weinberg, D.: 1995, *ApJ* 442, 480
- Uehara, H., Inutsuka, S.: 2000, *ApJ* 531, L91
- Umeda, H., Nomoto, K.: 2003, *Nature* 412, 793
- Vasiliev, E.O., Shchekinov, Yu.A.: 2003, *ARep* 47, 979
- Vasiliev, E.O., Shchekinov, Yu.A.: 2005, *ARep* 49, 587
- Weiss, A., Cassisi, S., Schlattl, H., Salaris, M.: 2000, *ApJ* 533, 413
- Yamada, M., Nishi, R.: 1998, *ApJ* 505, 148