

# Nearly Isotropic superconductivity in (Ba,K)Fe<sub>2</sub>As<sub>2</sub>

H. Q. Yuan<sup>1,2</sup>, J. Singleton<sup>1</sup>, F. F. Balakirev<sup>1</sup>, G. F. Chen<sup>3</sup>, J. L. Luo<sup>3</sup>, N. L. Wang<sup>3</sup>

<sup>1</sup> *NHMFL, Los Alamos National Laboratory, MS E536, Los Alamos, NM 87545, USA.*

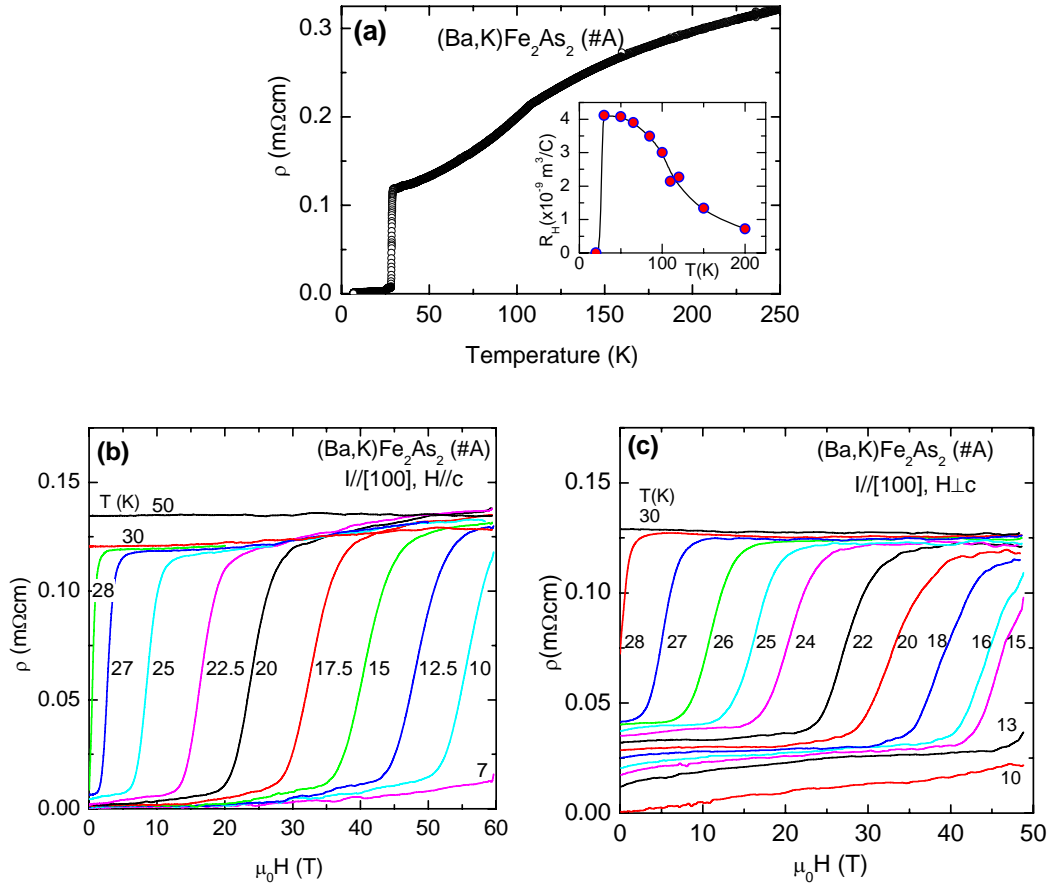
<sup>2</sup> *Department of Physics, Zhejiang University, Hangzhou, Zhejiang 310027, China*

<sup>3</sup> *Beijing National Laboratory for Condensed Matter Physics, Institute of Physics, Chinese Academy of Science, Beijing 10080, China.*

The recent discovery of superconductivity in the iron-arsenic-based compounds ReFeAs(O,F) (here, Re = lanthanide)<sup>1,2,3,4</sup> and (A,K)Fe<sub>2</sub>As<sub>2</sub> (A=Ba, Sr,Ca)<sup>5,6,7,8</sup> has generated a great deal of interest; the superconducting transition temperature  $T_c$  has rapidly raised from 26 K to 55 K through elemental substitution. In common with the other known family of “high-temperature superconductors”, the cuprates, the iron-arsenic compounds crystallize in a layered structure ; hence, strongly anisotropic electronic properties might be expected. However, in this paper we describe measurements in magnetic fields of up to 60 T that demonstrate that the upper critical field in single crystals of (Ba,K)Fe<sub>2</sub>As<sub>2</sub> is large ( $\mu_0 H_{c2}(0) \approx 70$  T) *but almost isotropic*. This is markedly different from the highly anisotropic critical fields of other layered superconductors (e.g. the cuprates and the crystalline organic metals)<sup>9</sup>; we suggest that it is attributable to the distinctive Fermi-surface topology of the iron-arsenide compounds which permits orbital limiting mechanisms at all field orientations. Our data illustrate the value of direct measurements of the upper critical field using high magnetic fields; extrapolations of low-field single-crystal data incorrectly suggest a high anisotropy and a greatly exaggerated zero-temperature upper critical field.

The crystal structures and physical properties of the very recently discovered ternary iron-arsenides (A,K)Fe<sub>2</sub>As<sub>2</sub> (122-type) are closely related to those of the earlier quaternary pnictide-oxides ReFeAs(O,F) (1111-type)<sup>1-8</sup>; both consist of stacks of tetragonal FeAs slabs, with one FeAs layer per unit cell in the 1111 compounds but two FeAs layers per unit cell in the 122 compounds. The parent compounds of both families show similar structural phase transitions, accompanied by what is thought to be a spin-density-wave (SDW) transition within the temperature range 100-200 K<sup>10,11,12</sup>. By introducing electron or hole doping, these structural transitions are eventually suppressed, and superconductivity occurs; the phase diagram<sup>1,3</sup>, with its proximity of magnetic order to superconductivity, is similar to those of the cuprates<sup>9</sup>, the heavy fermion superconductors<sup>13</sup> and the organic superconductors<sup>14</sup>. With the rapid development of this research topic, various speculations have been proposed for the nature of superconductivity in these new compounds, including BCS-like s-wave superconductivity<sup>15</sup>, multigap-superconductivity(as in MgB<sub>2</sub>)<sup>16</sup>, d-wave (possibly magnetically-mediated) superconductivity<sup>17</sup> and even spin-triplet superconductivity<sup>18</sup>.

(Ba,K)Fe<sub>2</sub>As<sub>2</sub> was the first superconductor found in the 122 series<sup>5</sup>; its superconducting  $T_c$  can be as high as 38 K. Its parent compound BaFe<sub>2</sub>As<sub>2</sub> shows a first-order structural phase transition from tetragonal to orthorhombic with the simultaneous onset of long-range antiferromagnetic order around 140K<sup>7,8,11</sup>. Thermodynamic and transport measurements have been used to extract the  $H_{c2}(T)$  dependences at low magnetic fields for fields applied both within the ab planes and parallel to the c axis. The estimates of upper critical field  $H_{c2}(0)$  based on these low-field  $H_{c2}(T)$  experiments is anisotropic and exceeds 100 T at low temperatures<sup>8</sup>. However, experience with other quasi-two-dimensional superconductors such as organics and cuprates shows that the low-field temperature dependence of the upper critical field is often a very poor guide to both its detailed behavior at lower temperatures and its eventual  $T = 0$  limit<sup>9,14</sup>. Measurements in very high magnetic fields are therefore highly important, as they alone



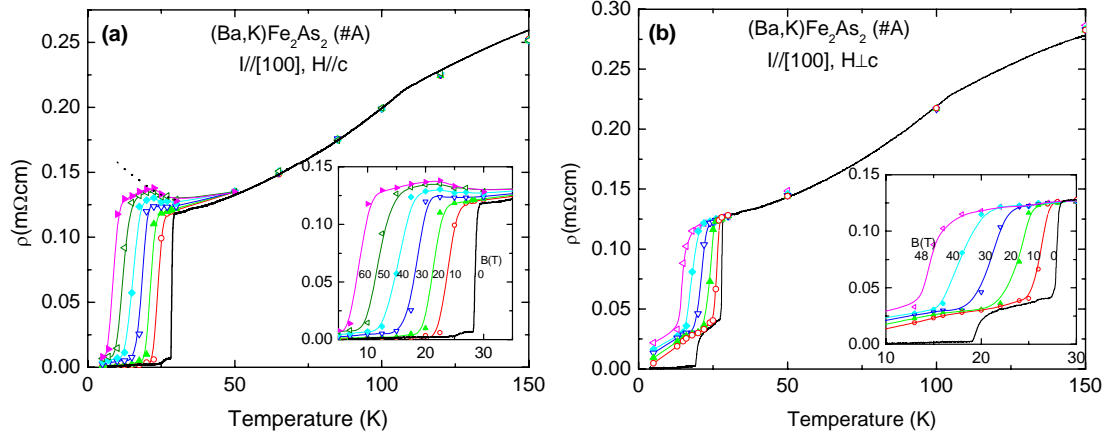
**Figure 1: In-plane electrical resistivity of single crystal (Ba,K)Fe<sub>2</sub>As<sub>2</sub> measured in pulsed high magnetic fields. (a):** The temperature dependence of the resistivity  $\rho(T)$  at zero magnetic field. Note that there is a weak kink around 108 K in  $\rho(T)$  which may correspond to the SDW/structural transition. The inset shows the temperature dependence of the Hall coefficient  $R_H$  obtained in pulsed magnetic fields of up to 60T. The field dependence of the resistivity  $\rho(B)$  at various temperatures is shown in **(a)** and **(b)** for field parallel and perpendicular to the c-axis, respectively.

can give quantitative values of  $H_{c2}(T \rightarrow 0)$ , thereby probing the mechanisms that limit the robustness of the superconducting state.

Fig. 1(a) shows the zero-field resistivity as a function of temperature for a single crystal of  $(\text{Ba,K})\text{Fe}_2\text{As}_2$ . A very sharp superconducting transition can be clearly observed with a midpoint at  $T_c \approx 28.2$  K, indicating good sample quality. Within the normal state (either temperature- or field-induced), the Hall resistance follows a linear field dependence up to 60 T; this is in contrast to the underdoped 1111-compounds in which the Hall resistance deviates from linearity at high fields and low temperatures<sup>19</sup>. The Hall coefficient  $R_H$  of  $(\text{Ba,K})\text{Fe}_2\text{As}_2$  is plotted as a function of temperature in the inset of Fig. 1(a). Note that  $R_H$  decreases monotonically with increasing temperature above  $T_c$ , which is consistent with increase in the number of dominant hole carriers with increasing temperature. Both the resistivity and Hall coefficient behave very similarly to those reported in previous references<sup>7,8,12</sup>.

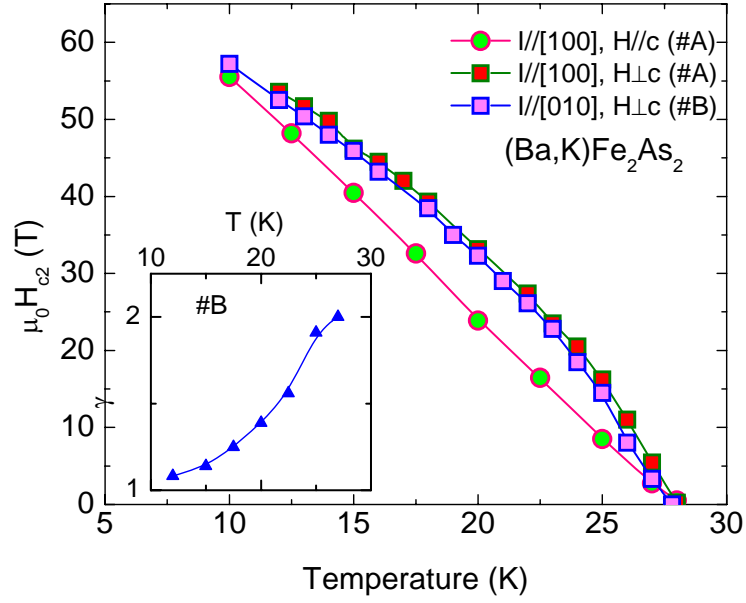
The resistivity measured in pulsed magnetic fields at several different temperatures is presented in Fig. 1(b) and 1(c) for fields along the c-axis and perpendicular to it, respectively. In remarkable contrast to the broad superconducting-to-normal transitions observed in the 1111-type polycrystals<sup>16,19,20</sup> and some “high- $T_c$ ” cuprates<sup>9</sup>, the single crystal  $(\text{Ba,K})\text{Fe}_2\text{As}_2$  shows sharp transitions even in high fields, permitting accurate evaluations of the resistive upper critical field  $H_{c2}$ , in this case defined by the midpoint of the sharp transitions. Note that the non-zero resistive background at fields below sharp transition in Fig. 1(b) develops over time during the course of experiments; it is likely to be caused by the formation of microcracks due to repeated thermal cycling of the very thin and brittle samples.

The rather isotropic behavior of the upper critical field at low temperatures is already evident from the raw data in Figs. 1(b) and 1(c). At the same temperature, the superconductivity is suppressed by similar values of the field applied parallel or perpendicular to the c-axis; we shall return to this effect below. However, the normal state just above the critical field exhibits a distinct field orientation dependence: the



**Figure 2: Electrical resistivity versus temperature at selected magnetic fields. (a)  $H//c$ ; (b)  $H \perp c$ .** Different symbols represent the resistivity  $\rho(T)$  at different magnetic fields, as labelled in the insets. The solid lines guides to the eye and the dashed line in **(a)** schematically illustrates the metal-insulator-like crossover of the resistivity. The insets are the expansions of the superconducting sections. The zero field resistivity shown in **(a)** and **(b)** was measured during different cooling processes. The broadening of superconducting transition seen in **(b)** is most likely due to the microcracks caused by repeated thermal cycling.

magnetoresistance is positive for fields along the c-axis, but weakly negative for in-plane magnetic fields. In order to further elucidate this point, in Fig. 2 we plot the resistivity versus temperature at selected magnetic fields. For magnetic field parallel to the c-axis, a weak “hump” or metal-insulator-like crossover develops at low temperatures, becoming more and more pronounced in high fields. Similar phenomena have been observed in the underdoped 1111-type polycrystalline samples<sup>19,20</sup>, high  $T_c$  cuprates<sup>9</sup> and organic superconductors<sup>21</sup>. In some papers, the “hump” has been taken to imply weak localization of carriers in the quasi-two-dimensional layers due to the combined effects of disorder and reduced dimensionality<sup>9,19</sup>; in other cases it has been attributed a number of effects associated with the persistence of the superconducting mixed state to fields above the resistive midpoint<sup>21</sup>. In the context of the latter



**Figure 3: The upper critical field  $H_{c2}(T)$ .** The main figure shows  $H_{c2}$  versus temperature for magnetic field parallel to the c-axis (circles) and perpendicular to the c-axis (squares), in which the critical fields  $H_{c2}(T)$  are determined from the midpoint of the sharp resistive superconducting transitions. Remarkably, the two samples (#A and #B) behave nearly identically. The inset shows the anisotropic parameter  $\gamma = H_{c2}^{H_{\perp c}} / H_{c2}^{H_{\parallel c}}$  plotted as a function of temperature. The parameter  $\gamma$  is about 2 near  $T_c$ , a value close to what other groups derived in low-field measurements<sup>8</sup>, but decreases with decreasing temperature and approaches to 1 as  $T \rightarrow 0$ , indicating isotropic superconductivity.

mechanisms, we note that the ‘hump’ in single-crystal  $(\text{Ba,K})\text{Fe}_2\text{As}_2$  disappears in in-plane fields (Fig. 2b: the remaining magnetoresistance has a metallic-like temperature dependence), perhaps suggesting that it may be associated in some way with the arrangement of the vortices relative to the highly anisotropic crystal structure.

Fig. 3 plots the resistive midpoint upper critical fields  $H_{c2}$  versus temperature for two different samples  $(\text{Ba,K})\text{Fe}_2\text{As}_2$  (#A and #B). Even though their residual resistivity is different ( $\rho_0(\text{\#A}) = 0.12 \text{ m}\Omega\text{cm}$  and  $\rho_0(\text{\#B}) = 0.077 \text{ m}\Omega\text{cm}$ ), the two samples have

almost exactly the same  $T_c$  ( $\approx 28\text{K}$ ) and resistive upper critical field behavior. This suggests that superconductivity in  $(\text{Ba,K})\text{Fe}_2\text{As}_2$  is not particularly sensitive to disorder or impurity scattering, in contrast to that in some other unconventional superconductors, for example the heavy fermion superconductors<sup>22</sup> and  $\text{Sr}_2\text{RuO}_4$ <sup>23</sup>, in which small concentrations of non-magnetic impurities rapidly suppress  $T_c$  or  $H_{c2}$ .

The most remarkable aspect of Fig. 3 is the fact that the resistive upper critical field of  $(\text{Ba,K})\text{Fe}_2\text{As}_2$  extrapolates to similar value of the order of 70 T in the zero-temperature limit, irrespective of whether the field is applied parallel or perpendicular to the  $c$  axis. This is in great contrast to the behaviour of other quasi-two-dimensional superconductors such as the crystalline organic metals<sup>21</sup> or the cuprates<sup>9</sup>, where the in-plane critical fields are many times larger than those for fields applied perpendicular to the quasi-two-dimensional planes. In these cases, the difference is attributed to the strongly two-dimensional nature of the Fermi surfaces of the cuprates and organics; fields applied exactly within the conducting layers will not be able to induce closed orbits about the tube-like Fermi surfaces, preventing orbital mechanisms from limiting the upper critical field<sup>9,21</sup>. The only remaining mechanism for suppressing the superconductivity is therefore the Clogston-Chandrasekhar limit (CCL)<sup>24,25</sup>, in which the magnetic energy associated with the spin susceptibility in the normal state exceeds the condensation energy in the superconducting state. As soon as the field is tilted out of the conducting planes, closed orbits about the Fermi surface become possible, so that the upper critical field is restricted by orbital mechanisms (and is consequently much lower)<sup>21</sup>. In the organics and the cuprates, this leads to a field-orientation-dependent upper critical field that is very strongly peaked at in-plane magnetic fields, the peak value occurring at a CCL that frequently exceeds the paramagnetic limit calculated from BCS theory by a comfortable margin<sup>26</sup>. It is clear from Fig. 3 that such considerations *do not* apply to  $(\text{Ba,K})\text{Fe}_2\text{As}_2$ , which instead possesses a much more isotropic critical field at low temperatures.

We believe that the relatively isotropic critical field of  $(\text{Ba,K})\text{Fe}_2\text{As}_2$  is linked to its Fermi-surface topology. Published Fermi-surface calculations<sup>27,28</sup>, supported by recent magnetic quantum-oscillation measurements of the parent compounds<sup>29</sup>, give a Fermi surface which consists of a number of strongly corrugated tubes with relatively small (compared to the Brillouin zone) cross-sectional areas. Both calculated and measured effective masses are relatively light (i.e.  $\sim$  a few times the free-electron mass) so that it is almost certain that orbital effects will limit the upper critical field in  $(\text{Ba,K})\text{Fe}_2\text{As}_2$  for  $H$  parallel to  $c$ , as is seen in the cuprates and organics. However, in contrast to the very weakly corrugated Fermi surfaces of the latter layered superconductors<sup>30,31</sup>, that of  $(\text{Ba,K})\text{Fe}_2\text{As}_2$  shows considerable dispersion in the  $k_c$ -direction, manifested as a strong oscillation of the cross-sectional area of the various sections as  $k_c$  varies; the Fermi surface is much more *three dimensional*. The much larger corrugations in the Fermi surface of  $(\text{Ba,K})\text{Fe}_2\text{As}_2$  are sufficient to permit closed orbits *at all field orientations*; hence, orbital limiting effects will persist at all field angles, leading to the observed rather isotropic upper critical field.

Although the low-temperature upper critical field is rather isotropic, the initial slope of  $H_{c2}(T)$  near  $T_c$  does show some dependence on the field orientation (Fig. 3), perhaps resulting from details of the vortex structure (which will affect the magnetoresistance close to the transition<sup>21</sup>) or the Fermi surface topology. In our resistive critical field data,  $dH_{c2}/dT(T=T_c)$  is determined to be 5.4 T/K for  $H//c$  and 3.4 T/K for  $H \perp c$ . These are close to the values found for  $(\text{Ba,K})\text{Fe}_2\text{As}_2$  in dc field measurements<sup>8</sup>. In contrast to the high  $T_c$  cuprates and the dirty  $\text{MgB}_2$  in which a strong upturn curvature was observed in  $H_{c2}(T)$  at very low temperatures,  $H_{c2}(T)$  in  $(\text{Ba,K})\text{Fe}_2\text{As}_2$  starts to decline already at 23 K for  $H$  perpendicular to  $c$ , but almost follows a linear temperature dependence down to 10 K for  $H//c$ . The strong, experimentally-measured, declination of  $H_{c2}(T)$  for  $H$  perpendicular to  $c$  leads to a significantly lower zero temperature upper critical field compared to typical



extrapolation methods; the latter yield values close to 100 T, much higher than our experimentally inferred value of 70 T.

As far as we are aware, no other layered superconductors exhibit upper critical fields that behave in the same way as those of  $(\text{Ba,K})\text{Fe}_2\text{As}_2$ . The difference is, we believe, associated with this material's distinctive Fermi-surface topology, the strong corrugations of which – a manifestation of essentially three-dimensional bandstructure - permit orbital limiting of the upper critical field at all field orientations. Therefore the 112-type ternary iron arsenides are unique in possessing both a rather high critical temperature and essentially three-dimensional electronic properties; in contrast to common assumptions based on the properties of the cuprates, it seems that reduced dimensionality is not necessarily a prerequisite for “high-temperature” superconductivity.

Note added in proof: We have recently become aware of a subsequent posting [32] in which MHz penetration depth measurements in fields up to 45T appear to support the conclusion given in this paper.

## Methods

**Sample preparation:** Single crystalline  $(\text{Ba,K})\text{Fe}_2\text{As}_2$  with sizes up to  $10\text{mm} \times 5\text{mm} \times 0.5\text{mm}$  were grown by high temperature solution method[12]. The obtained crystals have the form of platelets and can be easily cleaved. Single crystal X-ray diffraction identified a pure single phase.

**Electrical resistivity and Hall effect measurements in pulsed magnetic field:** Very thin samples with mirror like surfaces were cleaved off from the big batch for resistivity measurement. In order to minimize the self heating effect in a pulsed magnetic field, samples with typical size of about  $2\text{mm} \times 0.5\text{mm} \times 0.02\text{mm}$  were used and no obvious heating effects were observed judging from the almost identical resistance curves collected in the up-sweeping and down-sweeping of the magnet. Longitudinal resistivity and transverse Hall resistivity were simultaneously measured with a typical 5-probe method in pulsed fields of up to 60 T at Los Alamos National High Magnetic Field Laboratory. Forward and reverse shots were made at the same temperatures for Hall resistance measurements in order to eliminate the asymmetric effects. The data traces were recorded on a digitizer using a custom high-resolution low-noise synchronous

lock-in technique. Temperature dependence of the resistivity was measured with a Lakeshore resistance bridge.

**Acknowledgements** We acknowledge S. Riggs and S. Bailey for experimental assistance and F. C. Zhang for fruitful discussions. Work at NHMFL-LANL is performed under the auspices of the National Science Foundation, Department of Energy and State of Florida. The experiments reported here are supported by the DOE BES program “Science in 100T”, the National Science Foundation of China, the 973 project of the Ministry of Science and Technology of China, the Chinese Academy of Sciences. HQY is also supported by PCSIRT of the Ministry of Education of China (Contract No. IRT0754).

**Author Information** Correspondence and requests for materials should be addressed to H.Q. Yuan (hqyuan@zju.edu.cn)

## References

---

1. Kamihara, Y., Watanabe, T., Hirano, M. & Hosono, H. Iron-based layered superconductor  $\text{La}[\text{O}_{1-x}\text{F}_x]\text{FeAs}$  ( $x = 0.05\text{--}0.12$ ) with  $T_c = 26$  K. *J. Am. Chem. Soc.* **130**, 3296–3297 (2008).
2. Chen, X. H. *et al.* Superconductivity at 43 K in  $\text{SmFeAsO}_{1-x}\text{F}_x$ . *Nature* **453**, 761–762 (2008).
3. Chen, G. F. *et al.* Superconductivity at 41 K and its competition with spin-density-wave instability in layered  $\text{CeO}_{1-x}\text{F}_x\text{FeAs}$ . *Phys. Rev. Lett.* **100**, 247002 (2008).
4. Ren, Z. A. *et al.* Superconductivity in the iron-based F-doped layered quaternary compound  $\text{Nd}[\text{O}_{1-x}\text{F}_x]\text{FeAs}$ . *Europhys. Lett.* **82**, 57002 (2008).
5. Rotter, M., Tegel, M., and Johrendt, D. Superconductivity at 38 K in the iron arsenide  $(\text{Ba}_{1-x}\text{K}_x)\text{Fe}_2\text{As}_2$ . Preprint at <<http://arxiv.org/abs/0805.4630>> (2008).
6. Leithe-Jasper, A., Schnelle, W., Geibel, C. & Rosner, H. Superconductivity in  $\text{SrFe}_{2-x}\text{Co}_x\text{As}_2$ : Internal doping of the iron arsenide layers. Preprint at <<http://arxiv.org/abs/0807.2223>> (2008).
7. Wu, G. *et al.* Transport properties and superconductivity in  $\text{Ba}_{1-x}\text{MxFe}_2\text{As}_2$  ( $\text{M}=\text{La}$  and  $\text{K}$ ) with double FeAs layers. at <<http://arxiv.org/abs/0806.1459>> (2008).
8. Ni, N. *et al.* Anisotropic thermodynamic and transport properties of single crystalline  $(\text{Ba}_{1-x}\text{K}_x)\text{Fe}_2\text{As}_2$  ( $x = 0$  and  $0.45$ ). Preprint at <<http://arxiv.org/abs/0806.1874>> (2008).
9. See, e.g., Shrieffer, J. R. & Brooks, J. S. *Handbook of High-Temperature Superconductivity* (Springer, Berlin 2006).
10. Dong, J. *et al.* Competing orders and spin-density-wave instability in  $\text{La}(\text{O}_{1-x}\text{F}_x)\text{FeAs}$ . *Europhys. Lett.* **83**, 27006 (2008).; de la Cruz, C. *et al.* Magnetic order close to superconductivity in the iron-based layered  $\text{LaO}_{1-x}\text{F}_x\text{FeAs}$  systems, *Nature* **453**, 899–902 (2008)

- 
11. Huang, Q. *et al.* Magnetic order in  $\text{BaFe}_2\text{As}_2$ , the parent compound of the FeAs based superconductors in a new structural family. Preprint at <http://arxiv.org/abs/0806.2776> (2008).
  12. Chen, G. F. *et al.* Breaking rotation symmetry in single crystal  $\text{SrFe}_2\text{As}_2$ . Preprint at <http://arXiv.org/abs/0806.2648> (2008).
  13. Monthoux, P., Pines, D., & Lonzarich, G. G. Superconductivity without phonons. *Nature* **450**, 1177-1183 (2007).
  14. Singleton, J. & Mielke, C. Quasi-two-dimensional organic superconductors: a review. *Contemp. Phys.* **43**, 63-96 (2002).
  15. Chen, T. Y. *et al.* A BCS-like gap in the superconductor  $\text{SmFeAsO}_{0.85}\text{F}_{0.15}$ . *Nature* **453**, 1224-1227 (2008).
  16. Hunte, F. *et al.* Two-band superconductivity in  $\text{LaFeAsO}_{0.89}\text{F}_{0.11}$  at very high magnetic fields. *Nature* **453**, 903-905 (2008).
  17. Yao, Z.-J., Li, J.-X., & Wang, Z.D. Spin fluctuations, interband coupling, and unconventional pairing in iron-based superconductors. Preprint at <http://arxiv.org/abs/0804.4166> (2008).
  18. Dai, X., Fang, Z, Zhou, Y., & Zhang, F.C. Even parity, orbital singlet and spin triplet pairing for superconducting  $\text{La}(\text{O}_{1-x}\text{F}_x)\text{FeAs}$ . Preprint at <http://arxiv.org/abs/0803.3982> (2008).
  19. H. Q. Yuan. unpublished results (2008).
  - 20 Riggs, S. C. *et al.* Log-T divergence and Insulator-to-Metal Crossover in the normal state resistivity of fluorine doped  $\text{SmFeAsO}_{1-x}\text{F}_x$ . Preprint at <http://arxiv.org/abs/0806.4011> (2008).
  21. Nam, M. S. *et al.*, Angle dependence of the upper critical field in the layered organic superconductor  $\kappa\text{-(BEDT-TTF)}_2\text{Cu}(\text{NCS})_2$  (BEDT-TTF identical to bis(ethylene-dithio)tetrathiafulvalene). *J. Phys.: Condens. Matter* **11**, L477-484 (1999) and references therein.
  22. Yuan, H. Q. *et al.* Observation of two distinct superconducting phases in  $\text{CeCu}_2\text{Si}_2$ , *Science* **302**, 2104-2107 (2003).
  23. Mackenzie, A. P. *et al.* Extremely strong dependence of superconductivity on disorder in  $\text{Sr}_2\text{RuO}_4$ , *Phys. Rev. Lett.* **80**, 161-164 (1998).
  24. Clogston, A. M. Upper Limit for the Critical Field in Hard Superconductors. *Phys. Rev. Lett.* **9**, 266 (1962).

- 
25. Chandrasekhar, B. S. A note on the maximum critical field of high-field superconductors, *Appl. Phys. Lett.* **1**, 7 (1962).
26. Zuo, F. *et al.*, Paramagnetic limiting of the upper critical field of the layered organic superconductor  $\kappa$ -(BEDT-TTF)<sub>2</sub>Cu(SCN)<sub>2</sub>. *Phys. Rev. B* **61**, 750-755 (2000).
27. Ma, F. J., Lu, Z. Y. & Xiang, T. Electronic band structure of BaFe<sub>2</sub>As<sub>2</sub>. Preprint at <<http://arxiv.org/abs/0806.3526>> (2008).
28. Liu, C. *et al.* The Fermi surface of Ba<sub>1-x</sub>K<sub>x</sub>Fe<sub>2</sub>As<sub>2</sub> and its evolution with doping. Preprint at <<http://arxiv.org/abs/0806.3453>> (2008).
29. Sebastian, S. E. *et al.* Quantum oscillations in the undoped parent magnetic phase of a high temperature superconductor. Preprint at <<http://arxiv.org/abs/0806.4726>> (2008).
30. Singleton, J. *et al.* Persistence to High Temperatures of Interlayer Coherence in an Organic Superconductor. *Phys. Rev. Lett.* **99**, 027004 (2007)
31. Yelland, E. A. *et al.* Quantum oscillations in the underdoped cuprate YBa<sub>2</sub>Cu<sub>4</sub>O<sub>8</sub>. *Phys. Rev. Lett.* **100**, 047003 (2008)
32. Altarawneh, M. *et al.* Determination of anisotropic H<sub>c2</sub> up to 45 T in (Ba<sub>0.55</sub>K<sub>0.45</sub>)Fe<sub>2</sub>As<sub>2</sub> single crystals. Preprint at <<http://arxiv.org/abs/0807.4488>> (2008).