



Extragalactic jets: a new perspective

Gabriele Ghisellini

Istituto Nazionale di Astrofisica – Osservatorio Astronomico di Brera
Via Bianchi 46, I-23807 Merate, Italy e-mail: gabriele.ghisellini@brera.inaf.it

Abstract. The power carried by the jet of blazars is large, compared to the luminosity produced by their accretion disk, and is probably in the form of kinetic energy of a normal electron–proton plasma. The Poynting flux is modest, as suggested by the inconspicuous synchrotron luminosity when compared to the high energy (hard X-rays and γ -ray) one, assumed to be produced by the inverse Compton process. It is suggested that the jet power and the SED (Spectral Energy Distribution) of its emission are linked to the mass of the black hole M and the accretion rate \dot{M} . This corresponds to a new “blazar sequence” based on M and \dot{M} instead of only the observed blazar luminosity. These ideas can be tested quite easily once the AGILE and especially the GLAST satellite observations, coupled with information in the optical/X-ray band from Swift, will allow the knowledge of the entire SED of hundreds blazars.

Key words. BL Lacertae objects: general — quasars: general — radiation mechanisms: non-thermal — gamma-rays: theory — X-rays: general

1. Introduction

The power and the content of relativistic extragalactic jets is a long standing issue. The power can only be measured indirectly: through minimum energy arguments coupled with estimates of the lifetime of radio–lobes, thought to act as calorimeters (i.e. Burbidge (1958), Rawlings & Saunders (1991)); or through the work done by X-ray cavities corresponding to radio “bubbles” (e.g. Allen et al. (2006)); or using the observed luminosities to infer the bulk motion and the physical properties of the emitting plasma, from the scale of hundreds of kpc (“Chandra” jets, e.g. Celotti et al. (2001), Tavecchio et al. (2000), Ghisellini & Celotti (2001)), to the VLBI scale (Celotti & Fabian (1993)), and to the γ -ray zone, at the sub-

pc scale (Celotti & Ghisellini (2008), hereafter CG08). The latter method, besides the size of the source and the bulk Lorentz factor, allows the determination of the magnetic field strength and the number of the emitting electrons. It is then possible to infer, separately, the power associated with the kinetic motion of the relativistic electrons (or pairs), the Poynting flux, and the power associated with the emitted radiation. Then we can get a clue on the content of the jet, namely if we need protons carrying most of the kinetic energy or if electrons and/or magnetic fields are enough.

Armed with these new information on the jet power, we can explore other fundamental issues, such as the jet/accretion disk connection. We will find that the jet is more powerful than the radiation emitted by the accretion disk, by approximately one order of

Send offprint requests to: G. Ghisellini

magnitude, in agreement with earlier findings (e.g. CG08; Maraschi & Tavecchio (2003)). There is an approximately linear relation between them, at least for Flat Spectrum Radio Quasars (FSRQs), where the accretion luminosity, and/or the broad lines, are visible. This hints to a direct link between the jet power P_{jet} and the accretion rate \dot{M} .

Another important piece of information concerns the location where most of the jet radiation is produced. Contrary to earlier “continuous” models (e.g. Marscher (1980)) we now know that the jet dissipates in a well localized region, not too close to the black hole and accretion disk (to avoid having the γ -rays absorbed in $\gamma\text{-}\gamma \rightarrow e^\pm$ collisions; Ghisellini & Madau (1996)), and not too far, to account for the fast observed variability: a dissipation region at a distance R_{diss} of a few hundreds of Schwarzschild radii is appropriate. Thus R_{diss} should be related to the black hole mass M , that can now be estimated through a number of empirical relations.

Finally, the size R_{BLR} of the Broad Line Region (BLR) is related to the disk luminosity L_{disk} . Although this is a still debated issue (Bentz et al. (2006); Kaspi et al. (2007)) we approximately have $R_{\text{BLR}} \propto L_{\text{disk}}^{1/2}$, indicating a constant ionization parameter, as expected.

These findings allows us to construct a new sequence for blazars (Ghisellini & Tavecchio (2008), hereafter GT08), based on M and \dot{M} , that extends and completes our earlier “spectral blazar sequence” (Fossati et al. (1998); Ghisellini et al. (1998)) that was based on the observed bolometric luminosity.

2. Jet power

Fig. 1 shows the power of blazar jets as found by CG08, in the form of cold protons, emitting leptons, Poynting flux and radiation. The hatched areas corresponds to BL Lac objects. Consider first FSRQs. The power in radiation, P_{rad} , is directly related to the observed (bolometric) luminosity $L_{\text{rad}}^{\text{obs}}$ by $P_{\text{rad}} \sim L_{\text{rad}}^{\text{obs}}/\Gamma^2$. Apart from the bulk Lorentz factor Γ , P_{rad} is model-independent, thus a rather robust estimate. It is larger than the power in emitting electrons or in Poynting flux. This shows that:

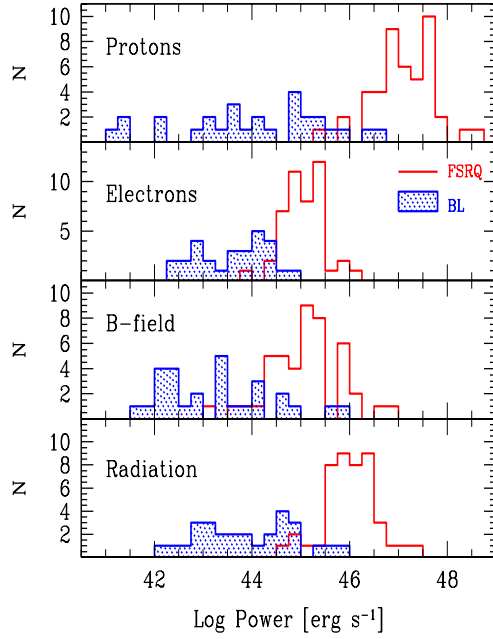


Fig. 1. Power associated to protons, emitting electrons (or e^\pm), Poynting flux and radiation for a sample of blazar (both FSRQs and BL Lacs). Hatched areas correspond to BL Lacs. The power in protons is derived assuming one (cold) proton per emitting electron. Adapted from Celotti & Ghisellini (2008).

1. the jet cannot be made only by emitting e^\pm pairs, since their kinetic power is less than P_{rad} ;
2. the magnetic field cannot be dynamically important, at least where most of the flux is produced, since the Poynting flux is less than P_{rad} ;
3. the jet must carry most of its power in some other form.

The simplest possibility is that the jet, besides leptons, carry also (cold) protons: one per emitting electron solves the power budget, and leaves enough power to be carried to the radio lobes.

Note that BL Lac objects are on average much less powerful than FSRQs, but similar arguments holds also for them (see the discussion in CG08).

Fig. 2 shows the jet power (including protons) as a function of the accretion disk lumi-

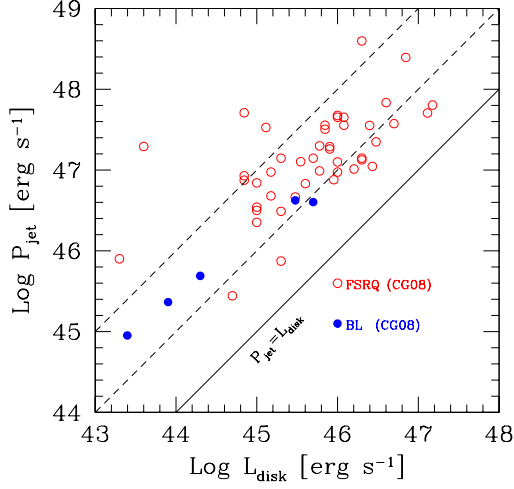


Fig. 2. The jet power of the blazar studied in CG08 as a function of their accretion disk luminosity (as derived the fitting their SED). The (few) filled circles correspond to BL Lac objects, the empty circles to FSRQs.

nosity. On average, the jet is one order of magnitude more powerful than L_{disk} . It is fair to say that the jet power is derived by modelling their SED, and especially the high energy γ -ray emission (indeed, CG08 studied a γ -ray selected sample of blazars). There is then a bias favoring blazars in high γ -ray states, hence the derived jet power corresponds to states brighter than average.

3. The blazar spectral sequence

The SED of blazars is characterized by two broad peaks (in the mm–soft X-ray and in MeV–TeV energy ranges), thought to be produced by synchrotron and inverse Compton emission by the same electrons. Fossati et al. (1998) noted that blazars form a sequence, shown in Fig. 3: as the luminosity increases, the peak frequencies of the two broad humps shift to smaller values, and the high energy peak becomes more dominant. This was interpreted (Ghisellini et al. (1998)) as due to different amount of radiative cooling suffered by the emitting electrons. In powerful sources (FSRQs) the cooling is more severe, implying typical electron energies smaller than in

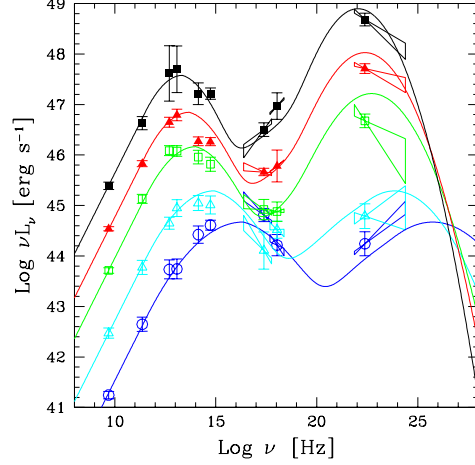


Fig. 3. The spectral blazar sequence (adapted from Fossati et al. (1998) and Donato et al. (2001)).

less powerful sources (BL Lacs). Furthermore, the presence of broad lines in powerful FSRQs (and the absence in BL Lacs) makes the inverse Compton process in FSRQs more important than in BL Lacs. This phenomenological blazar sequence is controlled by one parameter: the bolometric observed luminosity.

4. A new blazar sequence

As mentioned in the introduction, GT08 proposed a new sequence of blazars, based on two parameters: M and \dot{M} . The aim was not only to link the general properties of blazar jets (i.e. their power) to accretion, but more specifically to construct a scenario in which the SED of a blazar is predictable knowing M and \dot{M} . Vice-versa, knowing in detail the SED, we can estimate the black hole mass and the accretion rate. This (ambitious) program is possible only if some drastic simplification is made, resulting in an *average* description of the blazar itself.

4.1. Assumptions

This key assumptions are:

- The total jet power P_{jet} is always proportional to the accretion rate: $P_{\text{jet}} = \eta_j \dot{M} c^2$. The efficiency factor is $\eta_j \sim 0.3-0.5$, larger

than the corresponding accretion efficiency for a standard disk.

- Relativistic electrons and the Poynting flux carry, respectively, a fraction ϵ_e and ϵ_B of the total jet power P_{jet} . ϵ_e and ϵ_B are power law functions of P_{jet} , derived empirically through existing observations and analysis (see CG08).
- The dissipation radius is proportional to M (i.e. R_{diss} is always of the order of 100–300 Schwarzschild radii). Since we assume a conical jet with semiaperture angle $\psi_j = 0.1$, the size of the emitting region is $R = \psi_j R_{\text{diss}} = R_{\text{diss}}/10$.
- The BLR has a size $R_{\text{BLR}} \propto L_{\text{disk}}^{1/2}$, but it does not exist below a critical value of $L_{\text{disk}}/L_{\text{Edd}}$ (L_{Edd} is the Eddington luminosity). Below this critical value the accretion changes regime, becoming radiatively inefficient. Sources with disks emitting below this value are BL Lac objects (and FR I radio–galaxies, see Ghisellini & Celotti (2001)).
- We can find the shape and normalization of the emitting electron distribution taking into account their radiative cooling and following some simple prescriptions (as discussed in GT08).
- As for the radiation processes, we assume synchrotron and inverse Compton. For the Compton scattering, we use synchrotron as well broad line photons, but we neglect the latter when $R_{\text{diss}} > R_{\text{BLR}}$.

4.2. Results

We call “blue” (“red”) a blazar with relatively large (small) synchrotron (ν_S) and inverse Compton (ν_C) peak frequencies. Just to fix the ideas, blazars with $\nu_S > 10^{15}$ Hz and $\nu_C > 10^{24}$ Hz are blue. There are a few important and immediate consequences born out from our scheme.

The dissipation region is proportional to M , the size of the BLR depends on L_{disk} . Sources with large M and small L_{disk} (but above the critical value), can then have R_{diss} beyond the BLR. These jets are also not particularly powerful, since \dot{M} is relatively small. In these con-

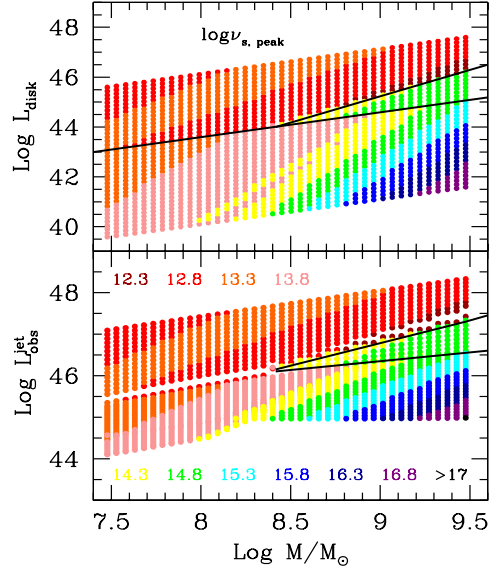


Fig. 4. In the luminosity–black hole mass plane blazars with different synchrotron peak frequencies occupy different regions, as illustrated by the different levels of grey. The labels show the corresponding values of $\log \nu_s$. In the top panel we show the distribution of ν_s values in the $L_{\text{disk}}-M$ plane. Bottom: the same for the $L_{\text{jet}}^{\text{obs}}-M$ plane.

ditions the radiative cooling of the emitting electrons is modest, both because the magnetic field is small and because the seed photons from the BLR are negligible as seed photons for the Compton process. This implies that the energy of those electrons emitting at the peaks of the SED are very large: we have a blue blazar. But since we do observe broad lines from this source, we will classify it as a FSRQ. Then *blue quasars may exist* (and “live” between the solid black lines of Fig. 4 and Fig. 5).

Another simple consequence of our scheme concerns sources with small M , presumably the most numerous. They will have, on average, a smaller disk luminosity and jet power than the high- M counterparts. Being fainter, we could confuse them with (slightly) misaligned blazars, although the latter should be characterized by a more prominent blue bump. For \dot{M} above the critical value, the

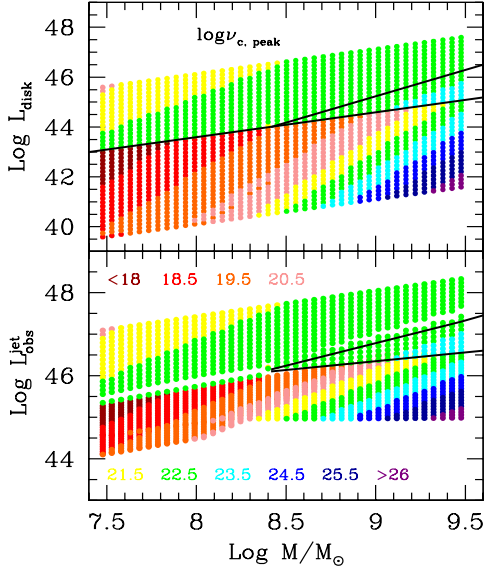


Fig. 5. Same as in Fig. 4, but for the Compton peak frequency ν_c .

radiative cooling is severe, and the blazar would be red. Then *red and relatively low power blazars should exist*.

This conclusions stem out directly from our key assumptions, but to go further we need to derive the *Compton dominance* of blazars, that is the ratio between the inverse Compton and the synchrotron luminosities.

Consider first FSRQs, i.e. blazar with broad emission lines. Fig. 6 shows, with different levels of grey, the Compton dominance for objects with given M and L_{disk} of $L_{\text{jet}}^{\text{obs}}$. The diagonal solid line corresponds to $L_{\text{disk}}/L_{\text{Edd}}$ greater than a critical value, below which the accretion becomes radiatively inefficient. FSRQs lie above this line; BL Lacs lie below. As a rule, when $R_{\text{diss}} < R_{\text{BLR}}$, the smaller the magnetic field B , the larger the Compton dominance, since the BLR photons dominate the cooling through the Compton process. We have small values of B for larger R_{diss} (i.e. larger black hole masses) and small jet powers. Vice-versa, for small M and large jet powers, we have large B -values: these are very red blazars (Fig. 4), but not extreme in Compton dominance (Fig. 6).

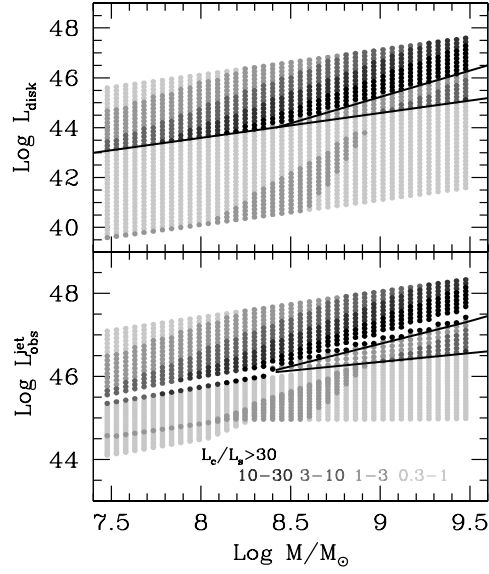


Fig. 6. The disk accretion luminosity (top panel) and the observed bolometric jet emission (bottom panel), as a function of black hole mass. The solid lines on both panels correspond to $L/L_{\text{Edd}} = 3 \times 10^{-3}$ (below this line we have BL Lacs, above we have FSRQs) and to $R_{\text{diss}} > R_{\text{BLR}}$ (corresponding to the region of blue FSRQs). The different grey levels correspond to different “Compton dominances”, i.e. different Compton to synchrotron luminosity ratios L_c/L_s . From Ghisellini & Tavecchio (2008).

Consider now BL Lac objects: there is no BLR for them, and the Compton dominance is related to ϵ_c/ϵ_B , as in Gamma Ray Bursts. As a rule, the lack of broad line photons makes these sources less Compton dominated than FSRQs, as it is clearly visible in Fig. 6. In turn, this makes BL Lacs bluer than FSRQs, since the lack of BLR photons implies less cooling.

5. Implications for cosmic evolution

Our scheme bears important implications for the evolutionary properties of blazars, if the accretion rate in jetted sources evolves as in radio-quiet AGNs. Assume, for simplicity, that the black hole mass function does not evolve with redshift. If larger \dot{M} were more common in the past, a larger fraction of

sources were above the critical accretion rate to have the BLR. So FSRQs (and their parent FR II radio-galaxies), should evolve *positively* with redshift. Vice-versa, BL Lacs (and FR I) should be more common now, and rarer in the past, i.e. they should show a *negative* evolution. This is in agreement to what proposed by Cavaliere & D’Elia (2002). Taken altogether, blazars should then show a similar evolution than radio-quiet quasars (see also Maraschi & Rovetti (1994)), but with the caveat that they probably have larger black hole masses.

6. Conclusions

When a blazar is flaring or it is bright in γ -rays, its jet carries a power that is a factor ~ 10 greater than the luminosity produced by the accretion disk (and even more in BL Lacs). Taking a duty cycle (fraction of time spent in high state) of order ~ 0.1 , we obtain $\langle P_{\text{jet}} \rangle \approx L_{\text{disk}}$. In FSRQs, this power is mainly in the form of bulk motion of protons; relativistic electrons, e^\pm pairs and magnetic fields are not dynamically important, confirming earlier findings by Sikora & Madejski (2000). Since, in FSRQs whose disk is an efficient radiator, $P_{\text{jet}} \propto L_{\text{disk}}$, there must be a strong link between jet power and accretion rate. This motivated us to assume, *for all blazars* $P_{\text{jet}} \propto \dot{M} c^2$. This is the ansatz at the heart of the new blazar sequence we are suggesting, relating the blazar SED to M and \dot{M} . GLAST, with the help of the AGILE and the Swift satellites, will hopefully provide a good spectral coverage and really simultaneous SED for hundreds of blazars. This, together with the knowledge of the black hole mass and accretion rate (through emission lines or through direct observations of the blue bump) makes our scenario easily testable.

Acknowledgements. I thank A. Celotti, L. Maraschi and F. Tavecchio for discussions.

References

- Allen S.W., Dunn R.J.H., Fabian A.C., Taylor G.B. & Reynolds C.S. 2006, MNRAS, 372, 21
- Bentz M.C., Peterson B.M., Pogge R.W., Vestergaard M. & Onken C., 2006, ApJ, 644, 133
- Burbidge G.R., 1958, ApJ, 129, 841
- Cavaliere A. & D’Elia V., ApJ, 2002, 571, 226
- Celotti, A. & Fabian, A.C., 1993, MNRAS, 264, 228
- Celotti A. & Ghisellini G., 2008, MNRAS, 385, 283
- Celotti A., Ghisellini G. & Chiaberge M., 2001, MNRAS, 321, L1
- Donato D., Ghisellini G., Tagliaferri G. & Fossati G., 2001, A&A, 375, 739
- Fossati G., Maraschi L., Celotti A., Comastri A. & Ghisellini G., 1998, MNRAS, 299, 433
- Ghisellini G., Celotti A., Fossati G., Maraschi L. & Comastri A., 1998, MNRAS, 301, 451
- Ghisellini G. & Tavecchio F., 2008, MNRAS, in press (astro-ph/0802.1918)
- Ghisellini G. & Celotti A., 2001, A&A, 371, L1
- Ghisellini G. & Celotti A., 2001, MNRAS, 327, 739
- Ghisellini G. & Madau P., 1996, MNRAS
- Kaspi S., Brandt W.N., Maoz D., Netzer H., Schneider D.P. & Shemmer O., 2007, ApJ, 659, 997
- Maraschi, L. & Tavecchio, F., 2003, ApJ, 593, 667
- Maraschi L. & Rovetti, F., 1994, ApJ, 436, 29
- Marscher A., 1980, ApJ, 235, 386
- Sikora M., Madejski G., 2000, ApJ, 534, 109
- Tavecchio F., Maraschi L., Sambruna R.M. & Urry C.M., 2000, ApJ, 544, L23
- Rawlings, S.G. & Saunders, R.D.E., 1991, Nature, 349, 138