

High-Temperature Superconductivity in $\text{Eu}_{0.5}\text{K}_{0.5}\text{Fe}_2\text{As}_2$

H. S. Jeevan,^{1,*} Z. Hossain,² C. Geibel,³ and P. Gegenwart¹

¹*I. Physik. Institut, Georg-August-Universität Göttingen, D-37077 Göttingen, Germany*

²*Department of Physics, Indian Institute of Technology, Kanpur 208016, India*

³*Max-Planck Institute for Chemical Physics of Solids, D-01187 Dresden, Germany*

(Dated: February 6, 2019)

Abstract

Subsequent to our recent report of SDW type transition at 190 K and antiferromagnetic order below 20 K in EuFe_2As_2 , we have studied the effect of K-doping on the SDW transition at high temperature and AF order at low temperature. 50% K doping suppresses the SDW transition and in turn gives rise to high-temperature superconductivity below $T_c = 32$ K, as observed in the electrical resistivity, AC susceptibility as well as magnetization. A well defined anomaly in the specific heat provides additional evidence for bulk superconductivity.

PACS numbers: 74.70.Dd, 74.10.+v, 71.20.Eh, 75.20.Hr

arXiv:0807.2530v1 [cond-mat.supr-con] 16 Jul 2008

*Electronic address: Jeevan.Hirale@phys.uni-goettingen.de

A. Introduction

Intense research for the past few months have lead to the discovery of several new superconductors with T_c as high as 52 K in the iron arsenide compounds [1, 2, 3, 4, 5, 6, 7, 8]. Most intriguing among these superconductors is the fact that superconductivity occurs close to the magnetic-nonmagnetic borderline probably indicating an unconventional (non-phononic) pairing mechanism. While the debate about the mechanism and the conventional versus unconventional nature continues, we try to explore more materials with the aim to assist in sorting out this debate through more experiments on related compounds. Recently, we have shown that EuFe_2As_2 shows a spin-density-wave (SDW) type transition at 190 K [9] similar to that of SrFe_2As_2 [10]. One may thus expect that appropriate doping or application of pressure suppresses the SDW, leading to superconductivity at the magnetic-nonmagnetic borderline. Taking clue from the results of K-doped SrFe_2As_2 [2] we may expect that 50% K doped EuFe_2As_2 shows superconductivity. We have prepared 50% K doped EuFe_2As_2 and measured its low-temperature electrical resistivity, magnetic susceptibility and specific heat. We indeed find compelling experimental evidence for bulk superconductivity in K-doped EuFe_2As_2 . Details of the experimental procedures and results are discussed below.

B. Experimental

Polycrystalline samples of $\text{Eu}_{0.5}\text{K}_{0.5}\text{Fe}_2\text{As}_2$ were synthesized by solid state reaction method. Stoichiometric amounts of the starting elements Eu (99.99 %), K (99.9%), Fe (99.9%) and As (99.999%) were taken in an Al_2O_3 crucible which was then sealed in a Ta-crucible under Argon atmosphere. The sealed Ta-crucibles were slowly heated to 900°C and sintered for 24 hours. After first heat treatment, the samples were thoroughly grounded and pressed into pellets and subjected to a second heat treatment. The sample preparation and handling was carried out inside a glove box ($\text{O} < 1$ ppm , $\text{H}_2\text{O} < 1$ ppm). Electrical resistivity and specific heat were measured using a Physical Properties Measurement System (PPMS, Quantum Design, USA). The AC-Susceptibility was measured using home-made system while for the dc magnetic susceptibility a Quantum Design MPMS was used.

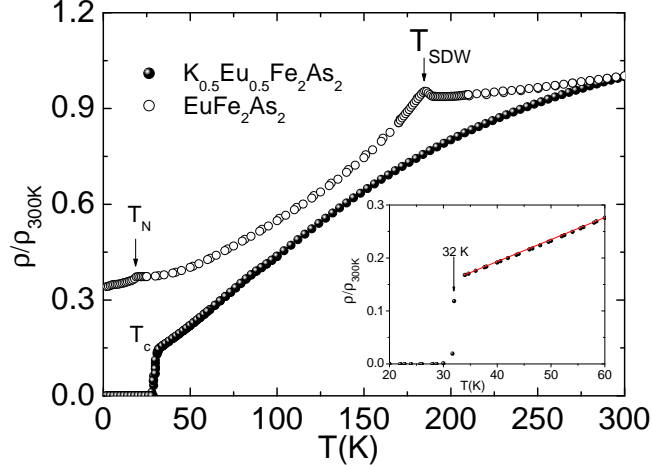


FIG. 1: Temperature dependence of the electrical resistivity of polycrystalline EuFe_2As_2 and $\text{Eu}_{0.5}\text{K}_{0.5}\text{Fe}_2\text{As}_2$. The arrows indicate anomalies at $T_{SDW} = 190$ K and $T_c = 30$ K. The lower inset shows the electrical resistivity data in temperature range between 20 and 60 K, the red line indicates the linear decrease between 60 and 32 K.

C. Results and Discussion

The single-phase nature of the sample is confirmed using powder x-ray diffraction. Impurity phases amount to less than 5 %. The sample crystallizes in the ThCr_2Si_2 type tetragonal structure with lattice parameters $a = 3.8671(3)\text{\AA}$ and $c = 13.091(3)\text{\AA}$. The lattice parameter values as expected, are in between those of EuFe_2As_2 and KFe_2As_2 . EDAX analysis reveals, that the composition of the sample is close to the expected 0.5: 0.5: 2: 2.

Fig. 1 shows the temperature dependence of the electrical resistivity for EuFe_2As_2 and $\text{Eu}_{0.5}\text{K}_{0.5}\text{Fe}_2\text{As}_2$ samples. Undoped EuFe_2As_2 exhibits a clear drop near 190 K due to SDW instability [9, 11, 12] and structural phase transitions from tetragonal to orthorhombic symmetry [13]. In the K-doped sample $\text{Eu}_{0.5}\text{K}_{0.5}\text{Fe}_2\text{As}_2$, the high-temperature anomaly due to the SDW formation is completely suppressed. By contrast, a superconducting transition is observed at $T_c \approx 32$ K. The lower inset of Fig. 1 shows the low temperature part of resistivity. Note, that a linear temperature dependence is found above the superconducting transition.

Further confirmation of the superconducting transition at 32 K comes from AC magnetic susceptibility (Fig. 2) which shows a clear diamagnetic signal. DC magnetic susceptibility measured under zero-field-cooled (ZFC) and field-cooled (FC) conditions also confirm

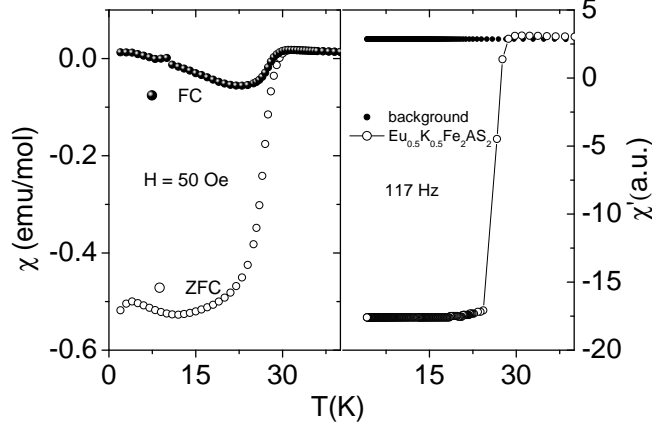


FIG. 2: Temperature dependence of (a) DC magnetic susceptibility for zero-field-cooled (ZFC) and field-cooled (FC) experiments in an applied field of 50 Oe and (b) the real part of the AC susceptibility measured with oscillating frequency of 117 Hz. The dots indicate the background signal.

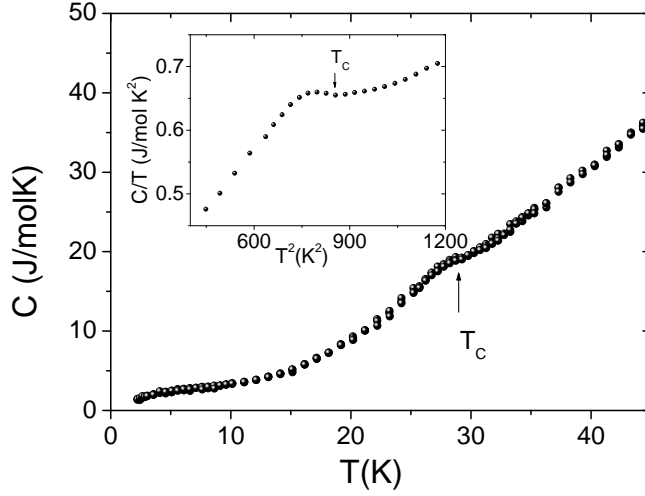


FIG. 3: Temperature dependence of the specific heat of $\text{Eu}_{0.5}\text{K}_{0.5}\text{Fe}_2\text{As}_2$ in the temperature range $4 \text{ K} \leq T \leq 40 \text{ K}$. The inset displays C/T vs T^2 .

superconductivity. The ZFC diamagnetic signal below the superconducting transition is of the size expected for perfect diamagnetism of Pb. FC measurements also exhibit diamagnetism, the diamagnetic signal being 10% of the ZFC signal. The hysteresis between the ZFC and FC susceptibility in the superconducting state is characteristic for type-II superconductors. We also observe a signature for magnetic ordering of the Eu-moments in the magnetic susceptibility below about 10 K.

Since even 10 - 20% superconducting volume fraction could provide zero resistivity as well as a diamagnetic signal similar to that of a pure superconductor, low-temperature specific heat measurements were carried out to establish the bulk nature of superconductivity, as well as to probe the magnetism of the Eu^{2+} ions. The main part of Fig. 3 shows the temperature dependence of the specific heat plotted as C vs T in the temperature range 2 - 40 K. We observe a small but well defined anomaly associated with the superconducting transition providing clear evidence for the bulk nature of superconductivity. It is even more pronounced in C/T vs T^2 shown in the inset. From this plot, one can estimate a step $\Delta C/T_c \approx 50$ mJ/mol K^2 in the specific heat at T_c . Unfortunately because of the presence of the magnetic contribution from Eu-moments, it is difficult to correctly estimate the true normal-state γ value. Since γ of SrFe_2As_2 is reported as 10 mJ/mol K^2 we believe the true gamma value of EuFe_2As_2 will be of the same order of magnitude, considering the fact that Eu is divalent in the absence of charge fluctuations and/or Kondo effect. Compared to this γ -value, the size of $\Delta C/T_c$ we found in $\text{Eu}_{0.5}\text{K}_{0.5}\text{Fe}_2\text{As}_2$ is quite large, suggesting a strong coupling scenario. Even though the mechanism for the superconductivity is not yet settled, the well defined specific heat anomaly of this magnitude provides confidence about the bulk nature of superconductivity in $\text{Eu}_{0.5}\text{K}_{0.5}\text{Fe}_2\text{As}_2$. This is so far the best evidence of the bulk nature of superconductivity in FeAs-family of superconductors. Such anomaly was absent in $\text{LaO}_{1-x}\text{F}_x\text{FeAs}$ compounds [14, 15] and only a weak anomaly was observed in superconducting $\text{SmO}_{1-x}\text{F}_x\text{FeAs}$ [5]. At low temperatures only a broad anomaly suggesting a suppressed and broadened kind of magnetic order of Eu-moments was observed below 10 K in contrast to a very pronounced lambda-type anomaly at 20 K in EuFe_2As_2 [9].

To summarize, we have been successful in making a single phase sample of 50% K doped EuFe_2As_2 . Our comprehensive investigation of the electrical resistivity, AC and DC magnetic susceptibility and specific heat shows the suppression of the SDW transition and evidence for bulk type-II superconductivity below $T_c = 32$ K. Removal of 50% of Eu however has substantially broadened the Eu order and reduced the latter to below 10 K. Further experiments are planned to probe the magnetism of Eu-ions as well as to investigate the interplay of Eu-magnetism with superconductivity.

The authors would like to thank K. Winzer for help with the AC-susceptibility measurements. We acknowledge financial support by the DFG Research Unit 960 and BRNS (grant

no. 2007/37/28).

- [1] H. Takahashi, K. Igawa, K. Arii, Y. Kamihara, M. Hirano, and H. Hosono, *Nature* **453**, 376 (2008).
- [2] X.H. Chen, T. Wu, G. Wu, R. H. Liu, H. Chen and D.F. Fang, *Nature* **453**, 761 (2008).
- [3] G.F. Chen, Z. Li, G. Li, W.Z. Hu, J. Dong, X.D. Zhang, P. Zheng, N.L. Wang and J.L. Luo, arXiv:0806.1209v1 (2008).
- [4] M. Rotter, M. Tegel and D. Johrendt, arXiv:0805.4630v1 (2008).
- [5] L. Ding, C. He, J.K. Dong, T. Wu, R. H. Liu, X.H. Chen and S.Y. Li, *Phys. Rev. B* **77**, 180510(R) (2008).
- [6] G. Wu, R.H. Liu, Y.J. Yan, T. Wu, Y.L. Xie, J.J. Ying, X.F. Wang, D.F. Fang, X.H. Chen, arXiv:0806.1459v1 (2008).
- [7] A. S. Sefat, A. Huq, A. Michael, McGuire., R. Jin, Brian C. Sales, D. Mandrus, arXiv:0807.0823v1 (2008).
- [8] L. Li, Y. Li, Z. Ren, X. Lin, Y. Luo, Z. Zhu, M. He, X. Xu, G. Cao, and Z. Xu, arXiv:0806.1675v1 (2008)
- [9] H.S. Jeevan, Z. Hossain, Deepa Kasinathan, H. Rosner, C. Geibel, P. Gegenwart, arXiv:0806.2876 (2008), *Phys. Rev. B*, to be published.
- [10] C. Krellner, N. Caroca-Canales, A. Jesche, H. Rosner, A. Ormeci, and C. Geibel, arXiv:0806.1043v1 (2008).
- [11] H. Raffius, E. Moersen, B.D. Mosel, W. Mueller-Warmuth, W. Jeitschko, L. Terbuchte and T. Vomhof, *J. Phys. Chem. Solids* **54**, 135 (1993).
- [12] Zhi Ren, Zengwei Zhu, Shuai Jiang, Xiangfan Xu, Qian Tao, Cao Wang, Chunmu Feng, Guanghan Cao, Zhu'an Xu, arXiv:0806.2591v1 (2008).
- [13] M. Tegel, M. Rotter, V. Weiss, F. M. Schappacher, R. Poettgen and D. Johrendt, arXiv:0806.4782v1 (2008).
- [14] G. Mu, X. Zhu, L. Fang, L. Shan, C. Ren, Hai-Hu Wen, arXiv:0803.0928v1 (2008).
- [15] Athena S. Sefat, Michael A. McGuire, Brian C. Sales, Rongying Jin, Jane Y. Howe, David Mandrus, arXiv:0803.2528 (2008).