

Spin currents and spin superfluidity

E. B. Sonin*

Racah Institute of Physics, Hebrew University of Jerusalem, Jerusalem 91904, Israel

(Dated: November 20, 2021)

Abstract

The present review analyzes and compares various types of dissipationless spin transport: (1) Superfluid transport, when the spin-current state is a metastable state (a local but not the absolute minimum in the parameter space). (2) Ballistic spin transport, when spin is transported without losses simply because sources of dissipation are very weak. (3) Equilibrium spin currents, i.e., genuine persistent currents. (4) Spin currents in the spin Hall effect. Since superfluidity is frequently connected with Bose condensation, recent debates about magnon Bose condensation are also reviewed. For any type of spin currents simplest models were chosen for discussion in order to concentrate on concepts rather than details of numerous models. The various hurdles on the way of using the concept of spin current (absence of the spin-conservation law, ambiguity of spin current definition, *etc.*) were analyzed. The final conclusion is that the spin-current concept can be developed in a fully consistent manner, and is a useful language for description of various phenomena in spin dynamics.

*Electronic address: sonin@cc.huji.ac.il

Contents

I. Introduction	3
 I Spin currents in magnetically ordered systems	
II. Mass supercurrents	6
III. Phenomenology of magnetically ordered systems and spin currents	10
IV. Stability of spin-current states	16
V. Spin currents without spin conservation law	18
VI. Is superfluid spin transport “real”?	21
VII. Spin-precession superfluidity in superfluid $^3\text{He-B}$	26
A. Stationary uniform precession in $^3\text{He-B}$	26
B. Stability of spin-precession supercurrents (Landau criterion)	30
C. Experimental evidence of the superfluid spin-precession transport	32
D. Spin-precession vortex and its nucleation	33
VIII. Ballistic spin transport by magnons	36
IX. Equilibrium spin currents in helimagnets	39
X. Magnon Bose-Einstein condensation vs spin superfluidity	41
 II Spin currents without magnetic order	
XI. Definition of spin current	45
XII. Equilibrium spin currents in one-dimensional rings	50
A. A 1D ring in a homogeneous magnetic field	50
B. A 1D ring in an inhomogeneous magnetic field: Berry-phase currents	51

XIII. Equilibrium spin currents in the 2D electron gas with spin-orbit interaction	53
A. Currents in a uniform 2D gas with spin-orbit interaction	53
B. Spin currents in a nonuniform Rashba medium	56
C. Torques at edges of the Rashba medium	57
D. Experimental detection of equilibrium spin currents	60
XIV. Spin Hall effect	63
XV. Conclusions	66
Acknowledgments	67
References	67
Figures	73

I. INTRODUCTION

The problem of spin transport occupies minds of condensed matter physicists for decades. A simple example of spin transport is spin diffusion, which is a process accompanied with dissipation. Conceptually more complicated is “dissipationless” spin transport, which has also been known long ago but was in the past and remains now to be a matter of controversy. The main source of controversy is that spin is not a conserved quantity. This leads to many complications and ambiguities in defining such concepts as spin *flow*, *current*, or *transport*. Sometimes these complications are purely semantic. However, this does not make them simpler for discussion. “Semantic traps” very often are a serious obstacle for understanding of physics and for deriving of proper conclusions concerning observation and practical application of the phenomenon. The best strategy in these cases is to focus not on names but on concepts hidden under these names. Only after this one may “take sides” in semantic disputes not forgetting, however, that choosing names is to considerable extent a matter of convention and taste.

During long history of studying the problem of “dissipationless” spin transport one can notice three periods, when studies in this field were especially intensive. The first period started from theoretical suggestions on possible “superfluidity of electron-hole pairs” (Ko-

zlov and Maximov, 1965), which were later extended on possible spin superfluidity (Sonin, 1978a,b). At the same period the concept of spin superfluidity was exploited (Vuorio, 1974, 1976) for interpretation of experiments demonstrating unusually fast spin relaxation in $^3\text{He-A}$ (Corruccini and Osheroff, 1975). The second period was marked by intensive theoretical and experimental work on spin superfluidity in $^3\text{He-B}$ starting from interpretation of experiments on the so-called Homogeneously Precessing Domain (HPD) (Borovik-Romanov *et al.*, 1984) in terms of spin supercurrents (Fomin, 1984). Finally in these days (the third period) we observe a growing interest to dissipationless spin current in connection with work on spintronics (Žutić *et al.*, 2004). The final goal of spintronics is to create devices based on spin manipulation, and transport of spin with minimal losses is crucial for this goal. Now one can find reviews summarizing the investigations done during the first (Sonin, 1982) and the second (Bunkov, 1995; Fomin, 1991) periods of works on dissipationless spin transport. On the other hand, the work on spin transport in spintronics is a developing story, and probably it is still premature to write summarizing reviews. Nevertheless, it looks useful to have a glance on the current status of the field and to find bridges between current investigations and those done in the “last millennium”. The present review aims at this goal. The intention is to discuss mostly concepts without unnecessary deepening in details, and simplest models were chosen for this.

The term “superfluidity” is used in the literature to cover a broad range phenomena, which have been observed in superfluid ^4He and ^3He , Bose-Einstein condensates of cold atoms, and, in the broader sense of this term, in superconductors. In the present review superfluidity means only a possibility to transport a physical quantity (mass, charge, spin, ...) without dissipation. Exactly this phenomenon gave a rise to the terms “superconductivity” and “superfluidity”, discovered nearly 100 years and 70 years ago respectively, It is worthwhile to stress that one should not understand the adjective “dissipationless” too literally. In reality we deal with an essential suppression of dissipation due to the presence of energetic barriers of the topological origin. How essential suppression could be, is a matter of a special analysis. In the present review we restrict discussion with the question whether activation barriers, which suppresses dissipation, can appear.

But superfluidity is not the only reason for suppression of dissipation in the transport process, and it is important to understand the difference between various types of dissipationless transport. In the present review we shall discuss four types of them:

- Superfluid transport: The spin-current state is a metastable state (a local but not the absolute minimum in the parameter space).
- Ballistic transport. Here spin is transported without losses simply because sources of dissipation are very weak.
- Equilibrium currents. Sometimes symmetry allows currents even at the equilibrium. A superconductor in a magnetic field is a simple example. Equilibrium spin currents are also possible, though there is a dispute on whether they have something to do with spin transport. Equilibrium spin currents are genuine persistent currents, since no dissipation is possible at the equilibrium by definition.
- Spin currents in the spin Hall effect. These currents are also called dissipationless since they are normal to the driving force (electric field) and therefore do not produce any work. However, in the spin Hall effect dissipation is always present in the longitudinal channel of the current.

The second type (ballistic) looks mostly trivial: dissipation is absent because sources of dissipation are absent. Still it is worth of short discussion since sometimes they mix ballistic transport with superfluid transport (an example of it is discussed in Sec. VII.B). The superfluid transport does not require the absence of dissipation mechanisms. One may expect that in an ideally clean metal at zero temperature resistance would be absent. But this would not be superconductivity. Superconductivity is the absence of resistance in a dirty metal at $T > 0$.

The first two types of spin currents are discussed in Part I of the review, which is devoted to magnetically ordered systems. The third and the fourth types are discussed mostly in Part II, which addresses time-reversal-invariant systems without magnetic order, though in magnetically ordered media they are also possible. Since from the very beginning of the theory of superfluidity the relation between superfluidity and Bose condensation was permanently in the focus of numerous discussions, at discussing spin superfluidity one cannot avoid to consider the concept of magnon Bose condensation, which is vividly debated nowadays. Section X addresses this issue.

Part I

Spin currents in magnetically ordered systems

II. MASS SUPERCURRENTS

Since the idea of spin superfluidity originated from the analogy with the more common concept of mass superfluidity let us shortly summarize the latter. The essence of the transition to the superfluid or superconducting state is that below the critical temperature the complex order parameter $\psi = |\psi|e^{i\varphi}$, which has a meaning of the wave function of the bosons or the fermion Cooper pairs, emerges as an additional macroscopical variable of the liquid. For the sake of simplicity, we restrict ourselves with the case of zero temperature putting aside the two-fluid theory at finite temperatures. Then the theory of superfluidity tells that the order parameter ψ determines the particle density $n = |\psi|^2$ and the velocity of liquid given by the standard quantum-mechanical expression

$$\vec{v} = -i\frac{\hbar}{2m|\psi|^2}(\psi^*\vec{\nabla}\psi - \psi\vec{\nabla}\psi^*) = \frac{\hbar}{m}\vec{\nabla}\varphi. \quad (1)$$

Thus the velocity is a gradient of a scalar, and any flow is potential. Since the phase and the particle number are a pair of canonically conjugate variables, one can write down the Hamilton equations for the pair of the canonically conjugated variables “phase – density”:

$$\hbar\frac{d\varphi}{dt} = -\frac{\delta E}{\delta n}, \quad \frac{dn}{dt} = \frac{\delta E}{\hbar\delta\varphi}. \quad (2)$$

Here $\delta E/\delta n$ and $\delta E/\delta\varphi$ are functional derivatives of the energy:

$$\frac{\delta E}{\delta n} = \frac{\partial E}{\partial n} - \vec{\nabla} \cdot \frac{\partial E}{\partial \vec{\nabla} n} \approx \frac{\partial E}{\partial n} = \mu \quad (3)$$

$$\frac{\delta E}{\delta\varphi} = \frac{\partial E}{\partial\varphi} - \vec{\nabla} \cdot \frac{\partial E}{\partial \vec{\nabla}\varphi} = -\vec{\nabla} \cdot \frac{\partial E}{\partial \vec{\nabla}\varphi} = -\vec{\nabla} \cdot \vec{g} \quad (4)$$

In these expressions μ is the chemical potential,

$$\vec{g} = n\vec{v} = \frac{\partial E}{\hbar\partial \vec{\nabla}\varphi} \quad (5)$$

is the particle current, and the dependence of the energy on the density gradient was ignored. Eventually the Hamilton equations are reduced to the equations of hydrodynamics for an ideal liquid:

$$m \frac{d\vec{v}}{dt} = -\vec{\nabla}\mu, \quad (6)$$

$$\frac{dn}{dt} = -\vec{\nabla} \cdot \vec{g}. \quad (7)$$

A crucial property of the system is the gauge invariance: the energy does not depend on the phase directly ($\partial E/\partial\varphi = 0$) but only on its gradient. According to Noether's theorem this must lead to the conservation law for a conjugate variable, the total number of particles. The conservation law manifests itself in the continuity equation (7), which contains the particle supercurrent. The prefix “super” stresses that this current is not connected with dissipation. It is derived from the Hamiltonian or the Lagrangian but not from the dissipation function. In contrast to the diffusion current proportional to the density gradient, the supercurrent is proportional to the phase gradient. Therefore it appears only in a coherent state with broken gauge invariance. The equations of superfluid hydrodynamics can be derived from the Gross–Pitaevskii equation for a weakly non-ideal Bose-gas. However, they are much more general than this model. They can be formulated from the most general principles of symmetry and conservation laws. Indeed, deriving the two-fluid theory of superfluidity Landau did not use the concept of Bose-condensation.

An elementary collective mode of the ideal liquid is a sound wave. In a sound wave the phase varies in space, i.e., the wave is accompanied by mass supercurrents (Fig. 1a). An amplitude of the time and space dependent phase variation is small, and currents transport mass on distances of the order of the wavelength. A really superfluid transport on macroscopic distances is related with stationary solutions of the hydrodynamic equations corresponding to finite constant currents with constant nonzero phase gradients (current states). In the current state the phase rotates through a large number of full 2π -rotations along streamlines of the current (Fig. 1b).

The crucial point of the superfluidity concept is why the supercurrent is a persistent current, which does not decay despite it is not the ground state of the system and has a larger energy. The first explanation of the supercurrent stability was given on the basis of the well known Landau criterion (Landau, 1941). According to this criterion, the current

state is stable as far as *any quasiparticle* of the Bose-liquid in the laboratory frame has a positive energy and therefore its creation requires an energy input. Let us suppose that elementary quasiparticles of the Bose-liquid at rest have an energy spectrum $\varepsilon(\vec{p})$ where \vec{p} is the quasiparticle momentum. If the Bose-liquid moves with the velocity \vec{v} the quasiparticle energy in the laboratory frame is $\varepsilon(\vec{p}) + \vec{p}\vec{v}$. The energy cannot be negative (which would mean instability) if

$$v < v_L = \min \frac{\varepsilon(\vec{p})}{p}. \quad (8)$$

In superfluid ^4He the Landau critical velocity v_L is determined by the roton part of the spectrum. But in this review we focus on the long-wavelength collective excitations, which are phonons with the spectrum $\varepsilon = u_s p$. Then according to Eq. (8) the supercurrent cannot be stable if the velocity v exceeds the sound velocity u_s .

As far as one wants to check the Landau criterion for long-wavelength collective modes like sound waves, it is not necessary to solve a dynamical problem looking for the spectrum of phonons. It is enough to estimate the energy of possible static fluctuations in the stationary current state. Let us write down the energy of the current state taking into account possible local fluctuations of the particle density and the velocity up to the terms of the second order:

$$E = \int d^3\vec{R} \left[\frac{m u_s^2 n'^2}{2n} + \frac{m(n + n')(\vec{v}_0 + \vec{v}')^2}{2} \right] \approx \int d^3\vec{R} \left[\frac{m u_s^2 n'^2}{2n} + m n' \vec{v} \cdot \vec{v}' + \frac{m n \vec{v}'^2}{2} \right]. \quad (9)$$

Here the thermodynamic relation $m u_s^2 / n = \partial \mu / \partial n = \partial^2 E / \partial n^2$ was used. We omitted terms of the first order with respect to the density fluctuation n' and the velocity \vec{v}' since we look for an energy extremum at fixed averaged density and velocity and the first-order term must vanish after integration. The quadratic form under the integral is positive definite, i.e., the current state corresponds to the energy minimum, if the condition $u_s^2 > v^2$ is satisfied. This condition is identical to the Landau criterion Eq. (8) for the phonon spectrum $\varepsilon = u_s p$.

The theory of superfluidity tells that the Landau criterion is a necessary but not sufficient condition for current metastability. The Landau criterion checks only small deviations from the current state. Meanwhile the current state can be destroyed via *large* perturbations of the current state. In superfluids these large perturbations are vortices. In the current state the phase rotates along the current direction. The current can relax if one can remove one 2π -turn of the phase. This requires that a singular vortex line crossed or “cut” the channel cross-section. The process is called “phase slip”.

If the vortex axis (vortex line) coincides with the z axis, the phase gradient around the vortex line is given by

$$\vec{\nabla}\varphi_v = \frac{[\hat{z} \times \vec{r}]}{r^2}, \quad (10)$$

where \vec{r} is the position vector in the xy plane. The phase changes by 2π around the vortex line (Fig. 2a). Creation of the vortex requires some energy. The vortex energy per unit length (line tension) is determined by the kinetic (gradient) energy:

$$\epsilon = \int d^2\vec{r} \frac{\hbar^2 n (\vec{\nabla}\varphi_v)^2}{2m} = \frac{\pi \hbar^2 n}{m} \ln \frac{r_m}{r_c}, \quad (11)$$

where the upper cut-off r_m is determined by geometry. For example, for the vortex shown in Fig. 2a it is the distance of the vortex line from a sample border. The lower cut-off r_c is the vortex-core radius. It determines the distance r at which the phase gradient is so high that the hydrodynamic expression for the energy becomes invalid. A good estimation for r_c is $r_c \sim \kappa/u_s$, where $\kappa = h/m$ is the circulation quantum of the velocity. Inside the core the modulus of the order parameter goes down to zero eliminating the singularity in the kinetic energy at the vortex axis. For the weakly non-ideal Bose-gas this estimation yields the coherence length.

Now suppose that a vortex appears in the current state with the constant gradient $\vec{\nabla}\varphi_0$: The phase gradients induced by the vortex are superimposed on the constant phase gradient related to the current: $\vec{\nabla}\varphi = \vec{\nabla}\varphi_0 + \vec{\nabla}\varphi_v$. The total gradient energy includes that of the current, the vortex energy given by Eq. (11), and the energy from the cross terms of the two gradient fields. Only the last two contributions are connected with the vortex, and their sum determines the energy of the vortex in the current state:

$$E = \frac{\pi \hbar^2 n}{m} L \ln \frac{r_m}{r_c} - \frac{2\pi \hbar^2 n}{m} S \nabla\varphi_0, \quad (12)$$

where L is the length of the vortex line and S is the area of the cut, at which the angle jumps by 2π . For the 2D case shown in Fig. 2a (a straight vortex in a slab of thickness L normal to the picture plane) $S = Lr_m$. One can see that vortex motion across the channel (growth of r_m) is impeded by the barrier, which is determined by variation of the energy E with respect to r_m . The peak of the barrier corresponds to $r_m = 1/2\nabla\varphi_0$. The height of the barrier is

$$E_m \approx \frac{\pi \hbar^2 n}{m} L \ln \frac{1}{r_c \nabla\varphi_0}. \quad (13)$$

Thus the barrier disappears at gradients $\nabla\varphi_0 \sim 1/r_c$, which are of the same order as the critical gradient determined from the Landau criterion. In the 3D geometry the phase slip is realized with expansion of vortex rings. For the ring of radius R the vortex-length and the area of the cut are $L = 2\pi R$ and $S = \pi R^2$ respectively, and the barrier disappears at the same critical gradient $\sim 1/r_c$ as in the 2D case.

The barriers stabilizing metastable current states are connected with topology of the order parameter space. In a superfluid the order parameter is a complex wave function $\psi(\vec{r})$ equal to $\psi_0 = |\psi_0|e^{i\varphi}$ for the uniform equilibrium state. The phase φ is a degeneration parameter since the energy does not depend on φ . Therefore any current state in a torus geometry maps onto a circumference $|\psi| = |\psi_0|$ in the complex plane (Fig. 3a). The map of a path around the torus with $2\pi n$ phase change around it goes around the circumference $|\psi| = |\psi_0|$ n times. It is evident that it is impossible to change n keeping the path on the circumference $|\psi| = |\psi_0|$ all the time. Thus n is a *topological charge*. One can change it (removing, e.g., one winding around the circumference) only by leaving the circumference (the equilibrium order parameter space in the case). This should cost energy, which is spent on creation of a vortex. Figure 3b shows mapping of the vortex state onto the circle $|\psi| \leq |\psi_0|$.

Without such topological barriers superfluidity is ruled out. However, barriers do not automatically provide the life-time of currents long enough. In practice, dissipation via phase slips is possible even in the presence of barriers (due to thermal fluctuations or quantum tunneling). Here and later on we address only “ideal” critical currents (the upper bound for critical currents) at which barriers disappear leaving “practical” critical currents beyond the scope of the present review.

III. PHENOMENOLOGY OF MAGNETICALLY ORDERED SYSTEMS AND SPIN CURRENTS

The main interaction responsible for magnetic order is exchange interaction, which is invariant with respect to rotations of the whole spin system. Then according to Noether’s theorem the total spin must be conserved. For ferromagnets where the order parameter is the spontaneous magnetization \vec{M} , this means that the exchange energy can depend on the absolute value of \vec{M} but not on its direction. Other contributions to the free energy (anisotropy energy or dipole-dipole interaction) are related with spin-orbit interaction, which

does not conserve the total spin. But these interactions are relativistically small, i.e., governed by the small relativistic parameter v/c , where v is a typical electron velocity and c is the speed of light. The spin-orbit interaction does depend on \vec{M} direction, but because of its weakness cannot affect the absolute value M in slow dynamics. This is a crucial point in the phenomenological theory of magnetism of Landau and Lifshitz (1984), which determines the form of the equation of motion for ferromagnet magnetization known as the Landau-Lifshitz equation (Lifshitz and Pitaevskii, 1980):

$$\frac{\partial \vec{M}}{\partial t} = \gamma [\vec{H}_{eff} \times \vec{M}], \quad (14)$$

where γ is the gyromagnetic relation and the effective magnetic field is determined by the functional derivative of the free energy:

$$\vec{H}_{eff} = -\frac{\delta F}{\delta \vec{M}}. \quad (15)$$

According to the Landau-Lifshitz equation, the absolute value M of the magnetization cannot vary. The evolution of \vec{M} is a precession around the effective field.

At first let us discuss *exchange approximation*, in which relativistic effects are ignored and the conservation of total spin is not violated. The exchange energy including the gradient energy is

$$F_{ex}(\vec{M}) = F_0(M) + \frac{\alpha}{2} \nabla_i \vec{M} \cdot \nabla_i \vec{M}. \quad (16)$$

The first exchange-energy term $F_0(M)$, being the largest term, is crucial for determination of the equilibrium value of M . But after determination of M it can be ignored as an inessential large constant. Indeed, its contribution to the effective field in Landau-Lifshitz equation (14) does not produce any effect: the contribution is parallel to \vec{M} and vanishes in the vector product. In the absence of external fields, which break invariance with respect to rotations in the spin space, the Landau-Lifshitz equation reduces to the continuity equations for components of the spin density $\vec{S} = -\vec{M}/\gamma$:

$$\frac{\partial S_i}{\partial t} = -\frac{1}{\gamma} \frac{\partial M_i}{\partial t} = -\nabla_j J_j^i, \quad (17)$$

where

$$J_j^i = \frac{\partial F}{\partial \nabla_j M_i} = -\alpha [\vec{M} \times \nabla_j \vec{M}]_i = -\varepsilon_{ikl} \alpha M_k \nabla_j M_l \quad (18)$$

is the j th component of the spin current transporting the i th component of spin. Thus in an isotropic ferromagnet all three components of spin are conserved.

The Landau-Lifshitz equation has plane-wave solutions describing spatially nonuniform precession of the magnetization $\vec{M} = \vec{M}_0 + \vec{m}$ around the ground-state magnetization \vec{M}_0 : $\vec{m} \propto e^{i\vec{k}\vec{r} - i\omega t}$. Here the magnetization deviation \vec{m} is small and normal to \vec{M}_0 . These are spin waves with the spectrum

$$\omega = \gamma\alpha M_0^2 k^2. \quad (19)$$

In an isotropic ferromagnet spin waves at $k \neq 0$ are accompanied by spin currents, but superfluid spin transport is impossible as will be clear from further sections.

Next we shall consider the case when spin-rotational invariance is partially broken, and there is uniaxial crystal magnetic anisotropy in the phenomenological free energy:

$$F = F_{ex}(\vec{M}) + E_A \frac{M_z^2}{2} = \frac{\alpha}{2} \nabla_i \vec{M} \cdot \nabla_i \vec{M} + E_A \frac{M_z^2}{2}. \quad (20)$$

If the anisotropy energy E_A is negative, it is the “easy axis” anisotropy, which is minimal when the magnetization is parallel to the z axis. For spin superfluidity the case of positive E_A is more important. It is called “easy-plane” anisotropy since the energy is minimal for the magnetization in the plane xy , i.e., easy-plane anisotropy keeps the spontaneous magnetization \vec{M}_0 in the xy plane (the continuous limit of the XY model). In this model the z component of spin is conserved, because invariance with respect to rotations in the easy plane remains unbroken. Since the absolute value of magnetization is fixed, the vector \vec{M} of the magnetization is fully determined by the angle φ showing the direction of \vec{M} in the easy plane xy ($M_x = M \cos \varphi$, $M_y = M \sin \varphi$) and by the z component of the magnetization m_z . We use the notation m_z instead of M_z in order to emphasize that m_z is a small dynamic correction to the magnetization, which is absent at the equilibrium. In the new variables the free energy is

$$F = \int d^3\vec{R} \left[\frac{m_z^2}{2\chi} + \frac{A(\vec{\nabla}\varphi)^2}{2} \right]. \quad (21)$$

The inhomogeneous-exchange constant $A = \alpha M^2$ characterizes stiffness of the spin system, and the magnetic susceptibility $\chi = 1/E_A$ along the z axis is determined by the uniaxial anisotropy energy E_A keeping the magnetization in the plane. The Landau-Lifshitz

equation reduces to the Hamilton equations for a pair of canonically conjugate continuous variables “angle–angular momentum” (analogous to the canonically conjugate pair “coordinate–momentum”):

$$\frac{d\varphi}{dt} = -\gamma \frac{\delta F}{\delta m_z}, \quad (22)$$

$$\frac{1}{\gamma} \frac{dm_z}{dt} = \frac{\delta F}{\delta \varphi} = \frac{\partial F}{\partial \varphi} - \vec{\nabla} \cdot \frac{\partial F}{\partial \vec{\nabla} \varphi}, \quad (23)$$

where functional derivatives on the right-hand sides are taken from the free energy F given by Eq. (21). Using the expressions for functional derivatives one can write the Hamilton equations as

$$\frac{d\varphi}{dt} = -\gamma \frac{m_z}{\chi}, \quad (24)$$

$$-\frac{1}{\gamma} \frac{dm_z}{dt} + \vec{\nabla} \cdot \vec{J}^z = 0, \quad (25)$$

where

$$\vec{J}^z = -\frac{\partial F}{\partial \vec{\nabla} \varphi} = -A \vec{\nabla} \varphi \quad (26)$$

is the spin current.

There is an evident analogy of Eqs. (24) and (25) with the hydrodynamic equations for an ideal liquid, Eq. (25) being the continuity equation for spin. This analogy was exploited by Halperin and Hohenberg (1969) in their hydrodynamic theory of spin waves. In contrast to the isotropic ferromagnet with the quadratic spin-wave spectrum, the spin wave in the easy-plane ferromagnet has a sound-like spectrum as in a superfluid: $\omega = c_s k$, where the spin-wave velocity is $c_s = \gamma \sqrt{A/\chi}$. Halperin and Hohenberg (1969) introduced the concept of spin current, which appears in a propagating spin wave like a mass supercurrent appears in a sound wave (Fig. 1a). This current transports the z component of spin on distances of the order of the wavelength. But as well as the mass supercurrent in a sound wave, this small oscillating spin current does not lead to superfluid spin transport, which this review addresses. Spin superfluid transport on long distances is realized in current states with magnetization rotating in the plane through a large number of full 2π -rotations as shown in Fig. 1b.

Let us consider now the case of antiferromagnetic order. The simplest example of an antiferromagnet is a two-sublattice ferromagnet with two sublattice magnetizations $\vec{M}_1 = -\vec{M}_2$ completely compensating each other without producing any total magnetization. The amplitudes of \vec{M}_1 and \vec{M}_2 and their mutual orientation is mostly determined by strong exchange interaction, but the latter does not fix the direction of the staggered magnetization $\vec{L} = \vec{M}_1 - \vec{M}_2$, which is the order parameter of a two-sublattice ferromagnet. Though at equilibrium the total magnetization is absent, a small magnetization \vec{m} does appear due to external magnetic fields or dynamical effects. The equations of motion for two vectors \vec{L} and \vec{m} can be derived from the two Landau-Lifshitz equations for \vec{M}_1 and \vec{M}_2 taking into account the exchange interaction between two sublattices. But it would be useful to present a more general version of the macroscopic phenomenological theory, which is able to describe an antiferromagnetic structure of any complexity (Andreev and Marchenko, 1980; Halperin and Saslow, 1977). The theory of spin dynamics in superfluid phases of ^3He developed by Leggett and Takagi (1977) also belongs to this class. Following the same principle “exchange is the strongest interaction” as in the Landau-Lifshitz theory, macroscopic theories of this type deal with phenomena at scales essentially exceeding microscopic scales (the coherence length in the case of ^3He), at which the exchange energy establishes the tensor structure of the order parameter. This permits to assume that the entire dynamic evolution of the order parameter reduces to rotations in the 3D spin state, which cannot change the exchange energy. Then the dynamics of the system is described by three pairs of canonically conjugated variables “angle–moment” $\varphi_i - m_i$ ($i = 1, 2, 3$):

$$\begin{aligned}\frac{\partial \varphi_i}{\partial t} &= -\gamma \frac{\delta F}{\delta m_i}, \\ \frac{1}{\gamma} \frac{\partial m_i}{\partial t} &= \frac{\delta F}{\delta \varphi_i}.\end{aligned}\tag{27}$$

Here φ_i are the angles of spin rotations around three Cartesian axes ($i = x, y, z$). Apart from spatial dependence of the variables, these equations also used in dynamics of rigid tops. The approach is valid as far as amplitudes of \vec{m} are smaller than the characteristic moments of the antiferromagnetic structure. For two-sublattice antiferromagnets m must be smaller than the amplitudes $M_1 = M_2$ of the two sublattice magnetizations.

For the most content of the present chapter (except for Sec. VII), one can choose one degree of freedom connected with the conjugate pair $\varphi_z - m_z$. Omitting the subscript z of the angle φ_z and taking into account in the exchange energy only terms quadratic with respect

to $\nabla\varphi$, one obtains the free energy and the Hamilton equations similar to the equations (21) - (23) for an easy-plane ferromagnet. These equations will be a starting point of the further analysis in this chapter.

The discussion of this section has not made any reference to a concrete microscopic model of magnetism. Indeed, the approach is general enough and is valid for models of magnetism based on the concepts of either of localized or itinerant electrons. In particular, ferromagnetism of localized electrons is described by the Heisenberg model with the Hamiltonian:

$$H = -J \sum_i \vec{s}_i \cdot \vec{s}_{i+1}, \quad (28)$$

where \vec{s}_i are spins at the sites i (in units \hbar) and $J > 0$. The equation of motion is

$$\hbar \frac{d\vec{s}_i}{dt} = \left[\frac{\partial H}{\partial \vec{s}_i} \times \vec{s}_i \right] = J [(2\vec{s}_i - \vec{s}_{i-1} - \vec{s}_{i+1}) \times \vec{s}_i]. \quad (29)$$

It is not difficult to check that in the continuum limit, when the spin rotates very slowly at scales of the intersite distance a , this equation reduces to the Landau-Lifshitz equation (14) for a magnetization $\vec{M} = -\gamma\hbar\langle\vec{s}_i\rangle/a^3$, and the Hamiltonian (28) leads to the free energy (16) with the exchange constant $\alpha = Ja^5/(\gamma\hbar)^2$.

The arguments on plausibility of the general phenomenological approach to magnetism are as old as the approach itself. Nearly sixty years ago Herring and Kittel (1951) argued with their opponents that their phenomenological theory of spin waves “is not contingent upon the choice of any particular approximate model for the ferromagnetic electrons”. Interestingly these discussions are still continuing in arguments about the concept of the spin current, which originates from the general phenomenological approach. Originally they connected spin supercurrents with counterflows of particles with opposite spins, for example, of He atoms in the A-phase of ^3He (Vuorio, 1974, 1976). Bunkov (1995) insisted that only a counterflow of particles with opposite spins would lead to superfluid spin transport, thus ruling out spin superfluidity in materials with magnetic order resulting from exchange interaction between localized spins (see p. 93 in his review). The presumption that “real” spin transport requires mobile carriers of spin is still alive nowadays. Shi *et al.* (2006) consider as a critical flaw of spin-current definition if it predicts spin currents in insulators, where all electrons are localized. However, the spin supercurrent does not require itinerant electrons for its existence (Sonin, 1978a).

IV. STABILITY OF SPIN-CURRENT STATES

For the sake of simplicity further we focus on current states in an easy-plane ferromagnet, though the analysis can be easily generalized on more general magnetically ordered systems discussed in the previous section. In the current state the spontaneous magnetization \vec{M} rotates in the easy plane through a large number of full 2π -rotations at moving along the direction of spin current (Fig. 1b). The spin-current state is metastable if it corresponds to a local minimum of the free energy, i.e., any transition to nearby states would require an increase of energy. This condition is an analog of the Landau criterion for mass supercurrents discussed in Sec. II. In order to check current metastability, one should estimate the energy of possible small static fluctuations around the stationary current state. For this estimation, one should take into account that the exchange constant A is proportional to the squared inplane component of the spontaneous magnetization $M_\perp^2 = M_0^2 - m_z^2$, and in the presence of large angle gradients A must be replaced with $A(1 - m_z^2/M_0^2)$. So the free energy is

$$F = \int d^3\vec{R} \left[\frac{m_z^2}{2\chi} + \frac{A(1 - m_z^2/M_0^2)(\vec{\nabla}\varphi)^2}{2} \right] = \int d^3\vec{R} \left[\frac{m_z^2}{2} \frac{E_A - A(\vec{\nabla}\varphi)^2}{M_0^2} + \frac{A(\vec{\nabla}\varphi)^2}{2} \right]. \quad (30)$$

One can see that if $\nabla\varphi$ exceeds $\sqrt{M_0^2/\chi A} = \sqrt{E_A/A}$ the current state is unstable with respect to the exit of \vec{M}_0 from the easy plane. This is the Landau criterion for the stability of the spin current.

Like in superfluids, stability of current states is connected with topology of the order parameter space. For ferromagnets the order parameter is the magnetization vector \vec{M} . For isotropic ferromagnets the space of degenerated equilibrium states is a sphere $|\vec{M}| = |\vec{M}_0|$, whereas for an easy-plane ferromagnet this space reduced to an equatorial circumference on this sphere (Fig. 4a). Thus the equilibrium-order parameter space for an easy-plane ferromagnet is topologically equivalent to that space for superfluids (the circumference on the complex plane shown in Fig. 3). Spin-current states are stable because they belong to the topological classes different from the class of the uniform ground state and cannot be reduced to the latter by continuous deformation of the path. In contrast, for an isotropic ferromagnet the path around the equatorial circumference can be continuously transformed to a point on the sphere as shown in Fig. 4b. In this process the energy monotonously decreases, and topological barriers are absent.

As well as in the theory of mass superfluidity, the Landau criterion is a necessary but

not sufficient condition for current metastability. One should also to check stability with respect to large perturbations, which are *magnetic vortices*. The magnetic vortices were well known in magnetism. Bloch lines in ferromagnetic domain walls are an example of them (Malozemoff and Slonczewski, 1979). In the spin-current state the magnetization \vec{M} traces a spiral at moving along the current direction. The spin current can relax if one can remove one turn of the spiral. This requires that a singular line (magnetic vortex) crossed or “cut” the channel cross-section (Sonin, 1978a,b).

The structure of the magnetic vortex outside the vortex core is the same as of the mass superfluid vortex given by Eq. (10). Correspondingly, the magnetic vortex energy is determined by the expression similar to Eq. (11):

$$\epsilon = \int d^2\vec{r} \frac{A(\vec{\nabla}\varphi_v)^2}{2} = \pi A \ln \frac{r_m}{r_c}, \quad (31)$$

where the upper cut-off r_m depends on geometry. However, the radius r_c and the structure of the magnetic vortex core are determined differently from the mass vortex. In a magnetic system the order parameter must not vanish at the vortex axis since there is a more effective way to eliminate the singularity in the gradient energy: an excursion of the spontaneous magnetization out of the easy plane xy . This would require an increase of the uniaxial anisotropy energy, which keeps \vec{M} in the plane, but normally this energy is much less than the exchange energy, which keeps the order-parameter amplitude M constant. Finally the core size r_c is determined as a distance at which the uniaxial anisotropy energy density E_A is in balance with the gradient energy $A(\nabla\varphi)^2 \sim A/r_c^2$. This yields $r_c \sim \sqrt{A/E_A}$. Figure 4c shows mapping of the spin vortex state onto the order parameter space. In contrast to superfluid vortices mapping onto a plane circle, the spin vortex state can maps onto one of two halves of the sphere $|\vec{M}| = \text{const}$. Thus a magnetic (spin) vortex have an additional topological charge having two values ± 1 (Nikiforov and Sonin, 1983).

The energy of the spin-current state with a vortex and the energy of the barrier, which blocks the phase slip, i.e., the decay of the current, are determined similarly to the case of mass superfluidity [see Eqs. (12) and (13)]:

$$E = \pi L A \ln \frac{r_m}{r_c} - 2\pi A S \nabla\varphi_0, \quad (32)$$

$$E_m \approx \pi L A \ln \frac{1}{r_c \nabla\varphi_0}, \quad (33)$$

where L is the length of the vortex line and S is the area of the cut, at which the angle jumps by 2π . Thus the barrier disappears at gradients $\nabla\varphi_0 \sim 1/r_c$, which are of the same order as the critical gradient determined from the Landau criterion. This is a typical situation in the superfluidity theory. But sometimes the situation is more complicated as we shall see in Sec. VII.B.

V. SPIN CURRENTS WITHOUT SPIN CONSERVATION LAW

Though processes violating the conservation law for the total spin are relativistically weak, their effect is of principle importance and in no case can be ignored. The attention to superfluid transport in the absence of conservation law was attracted first in connection with discussions of superfluidity of electron-hole pairs. The number of electron-hole pairs can vary due to interband transitions. As was shown by Guseinov and Keldysh (1972), interband transitions lift the degeneracy with respect to the phase of the “pair Bose-condensate” and make the existence of spatially *homogeneous* stationary current states impossible. On the basis of it Guseinov and Keldysh (1972) concluded that there is no analogy with superfluidity. This phenomenon was called “fixation of phase”. However some time later it was demonstrated (Sonin, 1977) that phase fixation does not rule out existence *inhomogeneous* stationary current states, which admit some analogy with superfluid current states¹. This analysis was extended on spin currents (Sonin, 1978a,b).

In the spin system the role of the phase is played by the angle of the magnetization \vec{M} in the easy plane, and the degeneracy with respect to the angle is lifted by magnetic anisotropy in the plane. Adding the n -fold inplane anisotropy energy to the total free energy (21) the latter can be written as

$$F = \int d^3\vec{R} \left\{ \frac{m_z^2}{2\chi} + \frac{A(\vec{\nabla}\varphi)^2}{2} + K[1 - \cos(n\varphi)] \right\}. \quad (34)$$

Then the spin continuity equation (25) becomes

$$\frac{1}{\gamma} \frac{dm_z}{dt} = \vec{\nabla} \cdot \vec{J}^z + nK \sin(n\varphi) = -A \left[\Delta\varphi - \frac{\sin(n\varphi)}{l^2} \right], \quad (35)$$

¹ Similar conclusions have been done with respect to possibility of supercurrents in systems with spatially separated electrons and holes (Lozovik and Yudson, 1977; Shevchenko, 1977).

where

$$l^2 = \frac{A}{nK}. \quad (36)$$

Excluding m_z from Eqs. (24) and (35) one obtains the sine Gordon equation for the angle φ :

$$\frac{\partial^2 \varphi}{\partial t^2} - c_s^2 \left[\Delta \varphi - \frac{\sin(n\varphi)}{l^2} \right] = 0, \quad (37)$$

where $c_s = \sqrt{\gamma A / \chi}$ is the spin-wave velocity. According to this equation, the inplane anisotropy leads to a gap in the spin-wave spectrum:

$$\omega^2 = \frac{nc_s^2}{l^2} + c_s^2 k^2. \quad (38)$$

There are one-dimensional solutions $\varphi(x - vt)$ of the sine Gordon equation with non-zero average $\langle \nabla \varphi \rangle$, which correspond to a moving periodic lattice of solitons (domain walls) of the width $\sim \tilde{l} = l\sqrt{1 - v^2/c_s^2}$ with the period $x_0 = 2\pi/n\langle \nabla \varphi \rangle$ and the velocity v :

$$x = \sqrt{\frac{n}{2}} \tilde{l} \int^\varphi \frac{d\varphi'}{\sqrt{\kappa - \cos n\varphi'}}, \quad (39)$$

where the constant $\kappa > 1$ is determined by the equation

$$x_0 = \frac{2\pi}{n\langle \nabla \varphi \rangle} = \sqrt{\frac{n}{2}} \tilde{l} \int_0^{2\pi/n} \frac{d\varphi'}{\sqrt{\kappa - \cos n\varphi'}}. \quad (40)$$

The free energy of the moving soliton lattice is given by

$$F = A \left[\frac{1 - \kappa}{nl^2} + \frac{\langle \nabla \varphi \rangle}{\pi \tilde{l}} \sqrt{\frac{n}{2}} \int_0^{2\pi/n} \sqrt{\kappa - \cos n\varphi} d\varphi \right]. \quad (41)$$

It is possible to develop the hydrodynamic theory of the soliton lattice in the terms of local density and velocity of solitons (Sonin, 1981), which is able to describe deformations of the lattice slow in space and time. Here we focus on stationary current solutions when $dm_z/dt = 0$ ($v = 0$). At small average twisting of the spontaneous magnetization $\langle \nabla \varphi \rangle \ll 1/l$ the structure constitutes domains that correspond to the n equivalent easiest directions in the easy plane. In this limit $\kappa \rightarrow 1$, and the free energy density is the product of the energy of an isolated domain wall and the density of domain walls $n\langle \nabla \varphi \rangle/2\pi$:

$$F = A \frac{4\langle \nabla \varphi \rangle}{\pi \sqrt{nl}}. \quad (42)$$

Spin currents (gradients) inside domains are negligible but there are essential spin currents inside domain walls where $\nabla\varphi \sim 1/l$. With increasing $\langle\nabla\varphi\rangle$ the density of domain walls grows, and at $\langle\nabla\varphi\rangle \gg 1/l$ they coalesce while for a displacement along the direction of the gradient $\langle\nabla\varphi\rangle$, the end point of the vector \vec{M} describes, a line close to a helix. The nonuniform states with $\langle\nabla\varphi\rangle \ll 1/l$ and $\langle\nabla\varphi\rangle \gg 1/l$ are shown in Fig. 5. Thus the processes violating spin conservation law are not important for large deformations (gradients) of the spin structure. This means that the analogy of these deformed states with current states in superfluids makes sense.

Studying stability of nonuniform current states it is possible to ignore the inplane anisotropy only for large spin currents when $\nabla\varphi \gg 1/l$. Let us consider the opposite limit of $\langle\nabla\varphi\rangle \ll 1/l$ when the spin structure reduces to a chain of domain walls. The relaxation of the spin current, which is proportional to the wall density, requires that some domain walls vanish from the channel. This process is illustrated in Fig. 2b for the four-fold inplane symmetry ($n = 4$). When a magnetic vortex appears, n domain walls finish not at the wall but at the vortex line, around which the angle φ changes by 2π . The 2π angle jump occurs at the cut restricted by the vortex line. The n domain walls disappear via motion of the vortex line across the channel cross section. In the course of this process, the change of the energy consists of the vortex-line energy, which is proportional to the line length L , and of a decrease of the surface energy of the n walls themselves proportional to the cut area S . The latter contribution is determined from the free energy Eq. (42) multiplied by the length $2\pi/\langle\nabla\varphi\rangle$ at which the magnetization performs the full 2π -rotation. Taking both contributions into account, the energy during the process of annihilation of n walls is

$$E = \pi L A \ln \frac{r_m}{r_c} - \frac{8A}{\sqrt{n}} \frac{S}{l}. \quad (43)$$

Comparing it with the energy given by Eq. (32) one sees that the gradient $\nabla\varphi_0$ is replaced by the maximum gradient $\sim 1/l$ inside the domain wall. For the 2D case shown in Fig. 2b minimization with respect to r_m yields:

$$E_m \approx \pi L A \ln \frac{l}{r_c} \approx \frac{\pi}{2} L A \ln \frac{E_A}{K}, \quad (44)$$

where the relations of the two lengths $r_c \sim \sqrt{A/E_A}$ and $l \sim \sqrt{A/K}$ with the uniaxial and the inplane anisotropy energies E_A and K were used. Thus large barriers leading to metastability of spin-current states are possible only if the condition $E_A \gg K$ is well

satisfied. This conclusion (Sonin, 1978a,b, 1982) was recently confirmed by the analysis of König *et al.* (2001).

An important difference with conventional mass superfluidity is that in conventional superfluidity the barrier, which suppresses supercurrent relaxation, grows unrestrictedly when the gradient $\nabla\varphi$ decreases. In contrast, in spin superfluidity the barrier growth stops when the gradient reaches the values of the order $1/l$ (inverse width of the domain wall). Since the current relaxation time exponentially depends on the barrier (whether the barrier is overcome due to thermal fluctuations or via quantum tunneling) the life time of the current state in conventional superfluidity diverges when the velocity (phase gradient) decreases. In spin superfluidity the life time can be exponentially large but always *finite*. This provides an ammunition for rigorists, who are not ready to accept the concept “spin superfluidity” (or superfluidity of any non-conserved quantity) in principle. *In principle*, one could agree with them. But *in practice*, whatever we call it, “non-ideal superfluidity” or “quasi-superfluidity”, some consequences should outcome from the fact of the existence of topological barriers suppressing relaxation of spin-current states. A key point is whether these consequences are observable. This is the topic of the next section.

VI. IS SUPERFLUID SPIN TRANSPORT “REAL”?

From early days of discussions on spin supercurrents and up to now there are arguments on whether the spin supercurrent can result in “real” transport of spin. Partially this is a semantic problem: One must carefully define what “real” transport really means. Let us suppose that one has an usual superfluid mass persistent current in a ring geometry. Nobody doubts that real mass transport occurs in this case, but how can one notice it in the experiment? In any part of the ring channel there is no accumulation (increase or decrease) of the mass. Of course, one can detect gyroscopic effects related with persistent currents, but it is an indirect evidence. What may be a direct evidence? One could suggest a *Gedanken Experiment* in which the ring channel is suddenly closed in some place. In the wake of it one can observe that the mass increases on one side from the closing point and decreases on the other side. This would be a real transport if one required a demonstration of mass accumulation as a proof of it. Accepting this definition of transport reality one can notice real transport only in a non-equilibrium process, when the transported quantity

decreases in some place and increases in another . Naturally one can discard these semantic exercises as irrelevant for practice, but only as far as they refer to mass currents. In the case of spin currents in the past and nowadays spin accumulation sometimes is considered as a necessary proof of real spin transport. Therefore, in old publications on spin superfluidity (Sonin, 1978a,b, 1982) much attention was paid to possible experimental demonstration of spin transport from one place to another.

Before starting discussion of possible spin-transport demonstration it is useful to consider a mechanical analogue of superfluid mass or spin supercurrent (Sonin, 1982). Let us twist a long elastic rod so that a twisting angle at one end of the rod with respect to an opposite end reaches values many times 2π . Bending the rod into a ring and connecting the ends rigidly, one obtains a ring with a circulating persistent angular-momentum flux (Fig. 6). The intensity of the flux is proportional to the gradient of twisting angle, which plays the role of the phase gradient in the mass supercurrent or the spin-rotation-angle gradient in the spin supercurrent. The analogy with spin current is especially close because spin is also a part of the angular momentum. The deformed state of the ring is not the ground state of the ring, but it cannot relax to the ground state via any elastic process, because it is topologically stable. The only way to relieve the strain inside the rod is *plastic displacements*. This means that dislocations must move across rod cross-sections. The role of dislocations in the twisted rod is the same as the role of vortices in the mass or spin current states: In the both cases some critical deformation (gradient) is required to switch the process on. There are various ways to detect deformations or strains in a elastically deformed body. Similarly, it is certainly possible, at least in principle, to notice deformation (angle gradient) of the spin structure in the spin-current state. It would be a legitimate evidence of the spin current, not less legitimate than a magnetic field measured around the ring as an evidence of the persistent charge current in the ring.

Of course, it is not obligatory to discuss the twisted rod in terms of angular-momentum flux. One can describe it only in terms of deformations, stresses, and elastic stiffness. So we must have in mind that there are two languages, or descriptions of the *same* physical phenomenon. A choice of one of them is a matter of taste and tradition. For example, in order to describe the transfer of momentum they use the momentum-flux tensor (“flux”, or “current” language) in hydrodynamics, while in the elasticity theory they prefer to call the same tensor as *stress tensor*. In principle one can avoid the term “superfluidity” and speak

only about the “phase stiffness” even in the case of mass supercurrents.

Now let us return to demonstration of “real” spin transport. Suppose that spin is injected into a sample at the sample boundary $x = 0$ (Fig. 7). The injection can be realized practically either with an injection of a spin-polarized current (for the sake of simplicity we put aside the problem what happens with charge in this case), or with pumping the spin with a circularly polarized microwave irradiation. If the medium at $x > 0$ cannot support superfluid spin transport, the only way of spin propagation is spin diffusion described by the equations

$$\frac{\partial m_z}{\partial t} - \gamma \vec{\nabla} \cdot \vec{J}_d^z + \frac{m_z}{T_1} = 0, \quad \vec{J}_d^z = D_s \vec{\nabla} m_z, \quad (45)$$

where D_s is the spin-diffusion coefficient and T_1 is the time characterizing the Bloch longitudinal relaxation, which violates the spin-conservation law. In the stationary case $\partial m_z / \partial t = 0$, and both the spin current and the nonequilibrium magnetization m_z exponentially decay inside the sample: $J_d^z \propto m_z \propto e^{-x/L_s}$, where $L_s = \sqrt{D_s T_1}$ is the spin-diffusion length. So no spin can reach the other boundary $x = L$ of the sample.

Now let us suppose that the medium at $0 < x < L$ is magnetically ordered and can support superfluid spin transport. If the injection is so weak that the corresponding angle gradient $\nabla \varphi \ll 1/l$, the perturbation of the medium by the injection can penetrate at the length not longer than l . So the injection pushes a piece of a domain wall into the sample. The spin current exponentially decays like in the medium without superfluidity. If the injection is so strong that the angle gradient $\nabla \varphi$ exceeds its maximum value $1/\sqrt{n}l$ in a center of an isolated domain wall, continuity of the spin current on the boundary requires appearance of a soliton lattice with a period of the order or smaller than l . This means that the spin current *can reach* the other boundary $x = L$. In the thermodynamic limit $L \rightarrow \infty$ one may expect a stationary soliton lattice with $m_z = 0$. However, at the boundary $x = L$ the spin current must be injected into the medium without spin superfluidity. This is impossible without finite m_z , and finite m_z means that the soliton lattice *is moving*. Since in this regime the soliton lattice is rather dense one may neglect periodical spin-current modulation (the limit $l \rightarrow \infty$) caused by inplane anisotropy, and propagation of spin is described by the equations

$$\frac{d\varphi}{dt} = -\gamma \frac{m_z}{\chi}, \quad (46)$$

$$\frac{dm_z}{dt} - \gamma \vec{\nabla} \cdot \vec{J}^z + \frac{m_z}{T_1} = 0, \quad (47)$$

with the boundary conditions for the supercurrent $\vec{J}^z(0) = \vec{J}_0^z$ at $x = 0$ and $\vec{J}^z(L) = -\alpha m_z(L)$ at $x = L$. The current J_0^z in the first condition is the spin-injection current, while the second boundary condition takes into account that the medium at $x > L$ is not spin-superfluid and spin injection there is possible only if some non-equilibrium magnetization $m_z(L)$ is present. The coefficient α can be found by solving the spin-diffusion equations in the medium at $x > L$ (Sonin, 1978b). It also depends on properties of the contact at $x = L$. While the inplane anisotropy violating the spin conservation (phase fixation) was neglected, one cannot neglect irreversible dissipative processes, which also violate the spin-conservation law. The simplest example of such a process is the longitudinal spin relaxation characterized by time T_1 .

The stationary solution of Eqs. (46) and (47) is

$$m_z = -\frac{\gamma T_1}{L + \alpha \gamma T_1} J_0^z \approx -\frac{\gamma T_1}{L} J_0^z, \quad J^z(x) = J_0^z \left(1 - \frac{x}{L + \alpha \gamma T_1}\right) \approx J_0^z \frac{L - x}{L}. \quad (48)$$

Though the solution is stationary in the sense that $\partial m_z / \partial t = 0$, but $\partial \varphi / \partial t \neq 0$. We consider a non-equilibrium process (otherwise spin accumulation is impossible), which is accompanied by the precession of \vec{M} in the easy plane. But the process is stationary only if the precession angular velocity is constant in space. The condition $m_z = \text{const}$, which results from it, is similar to the condition of constant chemical potential in superfluids or electrochemical potential in superconductors in stationary processes. If this condition were not satisfied, there would be steady growth of the angle twist as is evident from Eq. (46). As already mentioned above, the nonzero m_z means that the soliton lattice is moving. In our case the soliton velocity is rather slow since it is inversely proportional to L : $v = c_s^2 T_1 / L$.

One can see that irreversible loss of spin is a more serious obstacle for superfluid spin transport than coherent phase fixation, to which most of attention was attracted in the literature. Because of spin relaxation, the spin current inevitably decreases while moving away from the injection point, in contrast to constant superfluid mass currents. However, in a spin-superfluid medium this decrease is linear and therefore less destructive than exponential decay of currents in non-superfluid media. So one has a good chance to notice spin accumulation in the medium at $x > L$ rather distant from the place of original spin injection as shown in Fig. 7. This justifies using the term “superfluid”.

In the presented analysis we assumed that at the boundary the entire spin-injection current is immediately transformed into a supercurrent. Actually spin injection can also generate the diffusion current close to the boundary. However, at some distance from the boundary the diffusion current inevitably transforms into a supercurrent (Sonin, 1978b). If this distance (healing length) is much shorter than the size L of the sample our boundary condition at $x = 0$ is fully justified. Similar effects take place at contacts “normal metal - superconductor”: The current from the normal metal to the superconductor is completely transformed into the supercurrent at some finite distance from the contact.

Spin injection is not the only method of generation of spin currents. One can generate spin currents by a rotating inplane magnetic field, which is applied to one end of the sample and is strong enough to orient the magnetization parallel to it. Because of the stiffness of the spin system, the spin rotation at one end is transmitted to the other end of the sample, which is not subject to the direct effect of the rotating magnetic field. Transmission of the torque through the sample is *spin current*. Since the rotating field is acting on the phase (angle) of the order parameter, it can be called *coherent* method, in contrast to the *incoherent* method of spin injection. The coherent method of spin-current generation has no analog in superfluids and superconductors, since in the latter cases there is no field linked to the phase of the order parameter. Referring to the set up shown in Fig. 7 with spin injection replaced by rotating magnetic field, in the coherent method the magnetization m_z is fixed by the frequency of the rotating field. In this case there is no threshold for spin-current generation, and the spin current appears whatever small the frequency could be. But if the frequency (and m_z proportional to it) is low, the spin transmission is realized via generation of a chain of well separated solitons (domain walls), which propagate to the other end of the sample. Thus, a “moving soliton lattice” is another synonym for spin superfluid transport. Long-distance propagation of solitons through a slab of the A phase of superfluid ^3He generated by a pulse of a radio-frequency magnetic field has already experimentally realized by Bartolac *et al.* (1981). This experiment was discussed in terms of spin transport by Sonin (1981).

VII. SPIN-PRECESSION SUPERFLUIDITY IN SUPERFLUID $^3\text{He-B}$

A. Stationary uniform precession in $^3\text{He-B}$

Now we focus on the experimental and theoretical investigations of superfluid spin transport in the B phase of superfluid ^3He . The spin superfluidity in the B phase has several important features, which distinguish it from the spin superfluidity discussed previously in this review. First, in contrast to what was considered earlier, observed spin-current states in the B phase are dynamical nonlinear states very far from the equilibrium, which require for their support permanent pumping of energy. Thus dissipation is always present, and speaking about “superfluidity”, i.e., “dissipationless” spin transport, we have in mind the absence of additional dissipation connected with the spin current itself. Second, while the previous discussion dealt with the transport of a single spin component (z -component), in the B phase spin vector performs a more complicated 3D rotation and the spin current refers to the transport of some combination of spin components. This combination may be called “precession moment” because it is a canonical conjugate of the precession rotation angle (precession phase) rather the rotation angle of genuine spin in the spin space. So one should discern two types of spin superfluid transport: transport of spin precession and transport of spin (Sonin, 1987a). In the experiment (Borovik-Romanov *et al.*, 1984) they used slightly nonuniform magnetic fields, and precession took place only inside the homogeneously precessing domain (HPD). But for discussion of superfluid spin transport it is not so important, and in the following we consider only processes inside the HPD ignoring gradients of the magnetic field.

The spin dynamics of superfluid phases of ^3He is described by the theory of Leggett and Takagi (1977), which is an example of the general phenomenological theory of magnetically ordered systems in terms of conjugate canonical variables “angle–moment”, which was shortly discussed in Sec. III. As well as in studies of rotating solid tops, sometimes it is more convenient to describe spin rotations via the Euler angles α , β , and Γ (Fig. 8). In ^3He superfluid spin dynamics these angles were used by Fomin (1984, 1991), who, however, replaced the angle Γ by the angle $\Phi = \alpha + \Gamma$. The angle β is the precession tipping angle, and α is the precession phase. The angle Φ characterizes the resultant rotation of the order parameter in the laboratory frame, and in the limit $\beta \rightarrow 0$ (no precession) becomes the angle

of rotation around the z axis. The magnetic moments canonically conjugate to the angles α , β , and Φ are $P = m_z - m_\xi$, m_β , and m_ξ respectively, where m_z is the z component of the magnetization \vec{m} in the laboratory coordinate frame, m_ξ is the projection of \vec{m} on the ξ axis of the rotating coordinate frame (see Fig. 8), and m_β is the projection of \vec{m} on the axis perpendicular to the axes z and ξ . The free energy consists of three terms, $F = F_0 + F_\nabla + V$, where

$$F_0 = \frac{m^2}{2\chi} - \vec{m} \cdot \vec{H} \quad (49)$$

includes the magnetization and the Zeeman energies, and the gradient energy F_∇ and the order-parameter dependent energy V (dipole energy in the case of ^3He) will be determined later on. Here χ is the magnetic susceptibility.

For the phenomena observed experimentally only one degree of freedom is essential, which is connected with precession, i.e., with the conjugate pair “precession phase α –precession moment P ”. In contrast to the mode connected to the longitudinal magnetic resonance (oscillations of the longitudinal spin component), which was discussed in previous sections, the precession mode is connected with the transverse magnetic resonance (nuclear magnetic resonance in the case of ^3He), in which m_z does not oscillate essentially.

Neglecting nutation, the directions of the axis ξ and of the moment \vec{m} coincide. Then β is constant, $m_\xi = m$, $m_\beta = 0$, $P = m(\cos \beta - 1)$, and the free energy F_0 becomes

$$F_0 = \frac{m^2}{2\chi} - (m + P)H_\parallel - [m(1 - \cos \beta) - P \cos \beta]H_\perp \frac{\sin(\alpha - \varphi)}{\sin \beta}, \quad (50)$$

where H_\parallel is a strong constant magnetic field parallel to the z axis, H_\perp and φ are the amplitude and the angle of the weak rf transverse magnetic field ($H_x = H_\perp \cos \varphi$, $H_y = H_\perp \sin \varphi$), which is necessary to support the stationary precession. The transverse field rotates with the constant angular velocity $d\varphi/dt = -\omega_H$. The Hamilton equations for the precession mode are:

$$\begin{aligned} \frac{\partial \alpha}{\partial t} &= \gamma \frac{\delta F}{\delta P} = -\omega_L + \gamma \frac{\delta(F_\nabla + V)}{\delta P} + \gamma H_\perp \cot \beta \sin(\alpha - \varphi), \\ \frac{1}{\gamma} \frac{\partial P}{\partial t} &= -\frac{\delta F}{\delta \alpha} = -\frac{\delta(F_\nabla + V)}{\delta \alpha} + m H_\perp \sin \beta \cos(\alpha - \varphi) - D, \end{aligned} \quad (51)$$

where $\omega_L = \gamma H_\parallel$ is the Larmor frequency. Since this section deals with nuclear spins, here γ is the nuclear gyromagnetic ratio. Without F_∇ and V the motion of the order parameter reduces to a superposition of rotation around the vector \vec{m} (the axis ξ) with the

angular velocity $\omega_m = \gamma m / \chi$ and precession of \vec{m} around the axis z . In the experiment the magnetization amplitude is determined by the longitudinal magnetic field: $m = \chi H_{\parallel}$ and $\omega_m = \omega_L$.

In Eq. (51) we added the dissipation term D without explicitly specifying it. The energy dissipation term must be compensated by the energy pumped by the rotating transverse magnetic field H_{\perp} . Rotation of the transverse magnetic field is synchronized with the precession: $d\alpha/dt = -\omega_P = -\omega_H$. Assuming that the balance of the pumped energy and the dissipated energy eventually leads to stationary precession, we may further ignore the both. The stationary-precession state corresponds to the extremum of the Gibbs thermodynamic potential, which is obtained from the free energy with the Legendre transformation: $G = F + \omega_P P / \gamma$. Thus the precession frequency ω_P plays the role of the “chemical potential” conjugate to the precession moment density P .

Up to now the theory was rather general and valid for precession in any magnetically ordered system. Referring to $^3\text{He-B}$ particularly, the dipole energy in $^3\text{He-B}$ is (Bunkov, 1995; Fomin, 1991)

$$V = \frac{2\chi\Omega^2}{15\gamma^2} \left[(1 + \cos \Phi)u + \cos \Phi - \frac{1}{2} \right]^2, \quad (52)$$

where Ω is the longitudinal NMR frequency and $u = \cos \beta$. At the stationary precession the angle Φ does not vary in time and can be found by minimization of the Gibbs potential. In the state of uniform precession without spatial gradients only the dipole energy depends on Φ , and the equation for Φ is

$$\frac{\partial V}{\partial \Phi} = \frac{4\chi\Omega^2}{15\gamma^2} \left[(1 + \cos \Phi)u + \cos \Phi - \frac{1}{2} \right]^2 (1 + u) \sin \Phi = 0. \quad (53)$$

Solution of this equation yields

$$\begin{aligned} \cos \Phi &= \frac{1/2 - u}{1 + u}, \quad V(u) = 0 \quad \text{for } \beta < 104^\circ \quad (u > -1/4), \\ \cos \Phi &= 1, \quad V(u) = \frac{8\chi\Omega^2}{15\gamma^2} \left(\frac{1}{4} + u \right)^2 \quad \text{for } \beta > 104^\circ \quad (u < -1/4). \end{aligned} \quad (54)$$

Thus at $u > -1/4$ ($\beta < 104^\circ$) and at $u < -1/4$ ($\beta > 104^\circ$) one must choose two different branches of the solution of Eq. (53). The critical angle $\beta_c = 104^\circ$ is called the Leggett magic angle.

It has already been known about 50 years from studies of nonlinear ferromagnetic (Suhl, 1957) and antiferromagnetic (Heeger, 1963) resonance that the state of uniform spin precession with finite precession angle can be unstable with respect to excitation of spin waves

(Suhl parametric instability). Though Suhl instability is a phenomenon of the nonlinear classical wave theory (L’vov, 1994) it is easier to qualitatively explain it in terms of spin-wave quanta (magnons). The processes leading to instability are transformations of n quanta of uniform precession into two spin-wave quanta with wave vectors $\pm\vec{k}$:

$$n\omega_P = \omega(\vec{k}) + \omega(-\vec{k}). \quad (55)$$

The precession is unstable if at least one of these processes is allowed by the laws of energy and momentum conservation. The three-magnon process ($n = 1$) corresponds to the first order Suhl instability. The process is possible if a quantum of uniform precession of frequency ω_P can dissociate into two quanta of the lower spectral branch with frequency $\omega_P/2$. Another possibility to destabilize uniform precession is a four-magnon process of transformation of two quanta of uniform precession into two quanta of the same spectral branch with finite wave vectors $\pm\vec{k}$ (the second-order Suhl instability, $n = 2$). The process becomes possible if a nonlinear correction to the frequency of uniform precession has an opposite sign with respect to the frequency dispersion $d\omega^2/dk^2$. In the theory of nonlinear waves the latter condition is called Lighthill’s condition, which is necessary for modulation instability (Rabinovich and Trubetskov, 1989). The second-order Suhl instability is an example of it. In all known examples of uniform precessions in magnetically ordered systems there are conditions for at least one type of Suhl instability. In superfluid ^3He Suhl instability is possible in the A (Fomin, 1979; Sonin, 1987b) and B (Surovtsev and Fomin, 2006; Surovtsev, 2007) phases. But as any parametric instability, the Suhl instability can be suppressed by dissipation, which leads to a critical precession angle below which the state of uniform precession remains stable. In the B phase stable uniform precession is possible at temperatures $T > 0.4 T_c$. At lower temperatures dissipation is weak and cannot block the Suhl instability. This explains a sudden transition to the regime of “catastrophic relaxation” observed by Bunkov *et al.* (1989).²

² In contrast to Surovtsev and Fomin (2006) and Surovtsev (2007), who explained catastrophic relaxation with the bulk Suhl instability, Bunkov *et al.* (2006a) suggested another mechanism of Suhl instability, which exists near the surface [see arguments on the two mechanisms by Fomin (2006) and Bunkov *et al.* (2006b)]

B. Stability of spin-precession supercurrents (Landau criterion)

Let us consider the state with uniform spin-precession current proportional to the gradient $\nabla\alpha$. The total free energy should now include the gradient energy of $^3\text{He-B}$ (Fomin, 1980):

$$F_{\nabla} = A(u) \frac{\nabla\alpha^2}{2} + \frac{\chi}{\gamma^2} \left[c_{\parallel}^2 \frac{\nabla\Phi^2}{2} + c_{\perp}^2 \frac{\nabla u^2}{2(1-u^2)} \right], \quad (56)$$

where

$$A(u) = \frac{\chi}{\gamma^2} [c_{\parallel}^2(1-u)^2 + c_{\perp}^2(1-u^2)], \quad (57)$$

$u = \cos\beta$, and c_{\parallel} and c_{\perp} are longitudinal and transverse spin wave velocities. The expression for F_{∇} assumes that all gradients are normal to the axis z parallel to the dc magnetic field.

An important feature of the dipole energy in $^3\text{He-B}$ is its independence of the precession angle α . In accordance with Nether's theorem this means that the precession moment is strictly conserved. Thus the equations describing stationary precession are

$$-\omega_P = -\omega_L + \gamma \frac{\delta(F_{\nabla} + V)}{\delta P}, \quad (58)$$

$$\vec{\nabla} \cdot \vec{J} = 0, \quad (59)$$

where

$$\vec{J} = -\frac{\partial F}{\partial \vec{\nabla}\alpha} = -A(u) \vec{\nabla}\alpha \quad (60)$$

is the spin-precession current.

Apart from $\nabla\alpha$, other gradients are absent: $\nabla u = \nabla\Phi = 0$. Then Eqs. (54), (56), (57), and (58) yield the following equation for u :

$$\begin{aligned} (\omega_P - \omega_L)\omega_L - [c_{\parallel}^2 + (c_{\perp}^2 - c_{\parallel}^2)u]\nabla\alpha^2 &= 0 \text{ for } \beta < 104^\circ \text{ } (u > -1/4), \\ (\omega_P - \omega_L)\omega_L - [c_{\parallel}^2 + (c_{\perp}^2 - c_{\parallel}^2)u]\nabla\alpha^2 + \frac{16\chi\Omega^2}{15\gamma^2} \left(\frac{1}{4} + u \right) &= 0 \text{ for } \beta > 104^\circ \text{ } (u < -1/4) \end{aligned} \quad (61)$$

The proper way to check stability of the current state given by Eq. (61) is to use the Landau criterion (Sonin, 1987a). Since we check stability of the relative minimum at fixed averaged gradient $\nabla\alpha$, we must do a new Legendre transformation choosing a new Gibbs thermodynamic potential

$$\tilde{G} = G + \vec{J} \cdot \vec{\nabla}\alpha = F + \omega_P \frac{P}{\gamma} + \vec{J} \cdot \vec{\nabla}\alpha, \quad (62)$$

which has a minimum at the specified values of the precession $P = M(1 - u_0)$ and the gradient $\nabla\alpha_0$. Now we must find the energy increase due to fluctuations. It is easy to check that fluctuations of Φ always increase \tilde{G} , so it suffices to retain in the fluctuation energy only terms quadratic in small deviations $u' = u - u_0$ and $\nabla\alpha' = \nabla\alpha - \nabla\alpha_0$ from the stationary values u_0 and $\nabla\alpha_0$ (we omit hereafter the subscript 0):

$$\delta\tilde{G} = A(u)\frac{(\nabla\alpha')^2}{2} + A'(u)u'\nabla\alpha' + \frac{1}{2}\left[V''(u) + A''(u)\frac{\nabla\alpha^2}{2}\right]\frac{u'^2}{2}. \quad (63)$$

The fluctuation energy is positive definite, i.e., the current state is stable, so long as $\nabla\alpha$ does not exceed the critical value

$$\nabla\alpha_c = \left[\frac{A(u)V''(u)}{A'^2(u) - A''(u)A(u)/2}\right]^{1/2} = \frac{4\Omega}{5\sqrt{3}}\left\{\frac{c_{\parallel}^2(1-u)^2 + c_{\perp}^2(1-u^2)}{[c_{\parallel}^2 + (c_{\perp}^2 - c_{\parallel}^2)u]^2 + c_{\perp}^4/3}\right\}^{1/2}. \quad (64)$$

The critical gradient is on the order of the inverse dipole length $1/\xi_d = \Omega/c_{\perp}$, but it vanishes at $u > -1/4$ since stability is impossible without finite dipole energy. Therefore the superfluid precession transport is possible only at $\beta > 104^\circ$ ($u < -1/4$).

Another definition of the critical gradient was suggested by Fomin (1987): He believed that the spin-current state can be stable as far as the gradient does not exceed the value $\nabla\alpha_c = \sqrt{(\omega_P - \omega_L)\omega_L}/c_{\perp}$, which is the maximum gradient at which Eq. (61) for u has a solution. In Fomin's critical state, which corresponds to $u = \cos\beta = 1$, there is no precession, the dipole energy vanishes, and, as a result, the Landau criterion is not satisfied. Arguing in favor of his critical gradient, Fomin (1988) stated that the Landau criterion is not necessary for the superfluid spin transport since emission of spin waves, which comes into play after exceeding the Landau critical gradient, is not essential in the experimental conditions [see also the similar conclusion after Eq. (2.39) in the review by Bunkov (1995)]. This argument is conceptually inconsistent. If the experimentalists observed "dissipationless" spin transport simply because dissipation were weak, they would deal with ballistic rather than superfluid transport. An example of ballistic spin transport will be considered in Sec. VIII. The essence of the phenomenon of superfluidity is not the absence of sources of dissipation, but ineffectiveness of these sources due to energetic and topological reasons. The Landau criterion is an absolutely necessary condition for superfluidity. Fortunately for the superfluidity scenario in the $^3\text{He-B}$, Fomin's estimation of the role of dissipation by spin-wave emission triggered by violation of the Landau criterion is not conclusive. He found that this dissipation is weak compared to dissipation by spin diffusion. But this is an

argument in favor of importance rather than unimportance of the Landau criterion. Indeed, spin-diffusion, whatever high the diffusion coefficient could be, is ineffective in the subcritical regime, in which the gradient of the “chemical potential” is absent. On the other hand, in the supercritical regime the “chemical potential” is not constant anymore and this triggers the strong spin-diffusion mechanism of dissipation.

C. Experimental evidence of the superfluid spin-precession transport

As was discussed above, the appearance of spin current itself is not yet a manifestation of spin superfluid transport. Supercurrents appear in spin waves or domain walls where they transport spin on distances of the order of wavelength or width of domain walls, but hardly it would be reasonable to call it superfluid transport. Similarly spin currents in the domain wall separating HPD from the bulk without precession cannot be a clear demonstration of superfluid transport. A convincing evidence of spin superfluidity would be spin transport on *long* distances. This evidence was presented by Borovik-Romanov *et al.* (1987) studying spin current through a long channel connecting two chambers filled by HPD. The schematic set up of their experiment is shown in Fig. 9. There is a dc magnetic field parallel to the vertical axis z . The HPDs in cameras were supported with independently rotating rf magnetic fields and with different precession phases as a result of it. A small difference in the frequencies of the two rf fields leads to a linear growth of difference of the precession phases α in the chambers. This creates a phase gradient $\nabla\alpha$ in the channel accompanied by a spin-precession supercurrent. The rf coils can monitor precession phases in different parts of the set up. Due to a linear growth of $\nabla\alpha$ in time eventually it reaches the critical value at which a 2π phase slip occurs. It is possible to register this event via its effect on absorption. Thus the critical gradient can be measured as a function of the precession frequency.

Despite aforementioned conceptual flaw of Fomin’s definition of the critical gradient, Borovik-Romanov *et al.* (1989) found a good agreement with the experiment and Fomin’s theory. Let us compare now the experiment with the critical current determined from the Landau criterion. One cannot use Eq. (64) directly since it contains unknown value $u = \cos\beta$ inside the channel. It must be expressed via the value $\omega_L - \omega_P$, which is controlled in the experiment. The spatial distribution of u is determined from the condition that the precession rate ω_P is constant for a stationary current, exactly as the chemical potential

remains constant for stationary states of superfluids. The relation between the value of u in the channel and $\omega_L - \omega_P$ is given by Eq. (61), which is an analog of the Bernoulli equation in hydrodynamics. The value of u cannot be more than $-1/4$, since then both the dipole energy and the critical gradient vanish. This imposes another restriction on the gradient in the channel:

$$\omega_L - \omega_P > \frac{A'(-1/4)}{2} \frac{\gamma^2}{\chi\omega_L} (\nabla\alpha)^2. \quad (65)$$

With help of Eq. (57) this yields another critical gradient restricting the spin superfluid transport in the channel:

$$\nabla\alpha_c = \left[\frac{4\omega_L(\omega_L - \omega_P)}{5c_{\parallel}^2 - c_{\perp}^2} \right]^{1/2}. \quad (66)$$

The spin supercurrent becomes unstable, when it reaches the smallest from the two critical gradients given by Eqs. (64) and (66). Since the experiment was done at u close to $-1/4$ its results must be compared with Eq. (66). For the ratio $c_{\parallel}^2/c_{\perp}^2 = 4/3$ (Fomin, 1988) the latter gives the value of $\nabla\alpha_c$ by the numerical factor $\sqrt{12/17} \approx 0.84$ smaller than Fomin's result, which was in about 1.5 times larger than the experimental critical argument. Thus the theory based on the Landau criterion even better agrees with the experiment (Borovik-Romanov *et al.*, 1989), and an approximate agreement of Fomin's result with the experiment cannot be used as an argument in its favor. It is worth of noting that at larger values of $\omega_L - \omega_P$ Fomin's theory predicts much higher critical gradients than the Landau criterion.

Further important development in experimental studies of spin-precession superfluidity was observation of a spin-current analog of the Josephson effect (Borovik-Romanov *et al.*, 1988). The weak link was formed by making a constriction of the channel (orifice) connecting the two cameras.

D. Spin-precession vortex and its nucleation

As was already discussed in Sec. IV, at gradients less than the Landau critical gradient, the barrier, which impedes the current decay, is related to vortex motion across the flow streamlines (phase slips). Similarly, vortices called spin-precession vortices appear in the spin-precession flow, and the vortex core radius was estimated to be on the order of the dipole length ξ_d (Sonin, 1987a). The barrier for vortex growth in the phase-slip process

vanishes at phase gradients of the order of the inverse core radius. So the threshold for vortex instability agrees with the critical gradient from the Landau criterion [Eq. (64)]. This is usual in the conventional superfluidity theory (Sonin, 1982).

Later Fomin (1988) suggested that the vortex core must be determined by another scale $\xi_F = c_\perp / \sqrt{(\omega_P - \omega_L)\omega_L}$, where ω_P and ω_L are the precession and the Larmor frequencies. This was supported by Misirpashaev and Volovik (1992) on the basis of the topological analysis. If $\omega_P - \omega_L$ is not small comparing with ω_L , ξ_d and ξ_F are of the same order of magnitude. But really important outcome of Fomin's analysis was that if the precession angle β approaches to the critical value $\beta_c = 1.82$ rad (or 104°) the core radius becomes $r_c \sim \xi_F \sim \xi_d / (\beta - \beta_c)$, i.e., by the large factor $1/(\beta - \beta_c)$ differs from the earlier estimation $r_c \sim \xi_d$ (Sonin, 1987a). So the latter is valid only far from the critical angle, where $\beta - \beta_c \sim 1$. Since no barrier impedes vortex expansion across a channel if the gradient is on the order of $1/r_c$, the large core $r_c \sim \xi_d / (\beta - \beta_c)$ at $\beta \rightarrow \beta_c$ leads to the strange (from the point of view of the conventional superfluidity theory) conclusion: The instability with respect to vortex expansion occurs at the phase gradients $\sim 1/r_c$ essentially less than the Landau critical gradient $\sim 1/\xi_d$, obtained for *any* $\beta > \beta_c$ (Sonin, 1988). Recently a resolution of this paradox was suggested (Sonin, 2008): At precession angles close to 104° at phase gradients less than the Landau critical gradient but larger than the inverse core radius, no barrier impedes phase slips at the stage of vortex motion across streamlines, but there is a barrier, which blocks phase slips on the very early stage of nucleation of the vortex core. So for these gradients stability of current states is determined not by vortices but by vortex-core nuclei.

Vortex nucleation starts from a "protonucleus", which is a slight localized depression of the superfluid density [determined by $A(u)$ in our case]. The nucleus, which is related with a peak of a barrier, corresponds to an extremum (saddle point) of the Gibbs potential given by Eq. (62). Therefore, the nucleus structure should be found from solution of the Euler-Lagrange equations for this Gibbs potential. The first step is to vary the Gibbs potential with respect to α . Let us restrict ourselves with a 1D problem, when the distribution in the nucleus depends only on one coordinate x . Then the distribution of $\nabla\alpha$ is given by $\nabla\alpha = -J/A(u)$, where J is equal to the spin-precession current $J = -A(u_\infty)\nabla\alpha_0$, which is determined by the gradient $\nabla\alpha_0$ far from the nucleus center. Expanding with respect to

small deviation $g = u - u_\infty$ from the equilibrium value of u at infinity one obtains

$$\begin{aligned}\tilde{G} &= -\frac{J^2}{2A(u)} + \frac{\chi c_\perp^2}{\gamma^2} \left[\frac{(\nabla u)^2}{2(1-u^2)} + \frac{u}{\xi_F^2} \right] + V(u) \\ &\approx \frac{\chi c_\perp^2}{\gamma^2} \frac{(\nabla g)^2}{2(1-u_\infty^2)} + g \left\{ \frac{d}{du} \left[-\frac{J^2}{2A(u_\infty)} + V(u_\infty) \right] + \frac{\chi c_\perp^2}{\gamma^2} \frac{1}{\xi_F^2} \right\} \\ &\quad + \frac{g^2}{2} \frac{d^2}{du^2} \left[-\frac{J^2}{2A(u_\infty)} + V(u_\infty) \right] + \frac{g^3}{6} \frac{J^2}{2} \frac{d^3 A(u_\infty)^{-1}}{du^3},\end{aligned}\tag{67}$$

where we took into account that $d^3V(u)/du^3 = 0$. The linear in g terms must vanish at the stationary current state. The term quadratic in g determines the stability of the current state: it vanishes at the Landau critical current

$$J_c^2 = 2 \frac{d^2 V(u_\infty)}{du^2} \left\{ \frac{d^2 [A(u_\infty)^{-1}]}{du^2} \right\}^{-1},\tag{68}$$

which exactly corresponds to the Landau critical argument $\nabla \alpha_c$, which was determined in Sec. VII.B [Eq. (64)]. Considering the case of the current close to the critical value and using the Taylor expansion of $A^{-1}(u)$ around $u = -1/4$ one obtains

$$\tilde{G} = \frac{16\chi c_\perp^2}{15\gamma^2} \left[\frac{(\nabla g)^2}{2} + a \frac{g^2}{2} - b \frac{g^3}{6} \right],\tag{69}$$

where

$$a = 0.239 \left(\frac{\gamma^2}{\chi c_\perp^2} \right)^2 (J_c^2 - J^2), \quad b = 0.577 \left(\frac{\gamma^2}{\chi c_\perp^2} \right)^2 J_c^2.\tag{70}$$

The Euler-Lagrange equation for this Gibbs potential, $-\Delta g = ag - bg^2/2 = 0$, determines the distribution of g :

$$g = g_0 \left(1 - \tanh^2 \frac{x}{r_p} \right),\tag{71}$$

where $g_0 = 3a/b = 1.24(J_c^2 - J^2)/J_c^2$ is the value of g in the nucleus center and $r_p = 2/\sqrt{a} = 4.1\chi c_\perp^2/\gamma^2\sqrt{J_c^2 - J^2}$ is the nucleus size. The energy of the nucleus,

$$\epsilon = \frac{16\chi c_\perp^2 S}{15\gamma^2} \int_0^{3a/b} \sqrt{ag^2 - \frac{bg^3}{3}} dg = \frac{64\chi c_\perp^2}{25\gamma^2} \frac{a^{5/2}}{b^2} S = 0.214S \frac{(J_c^2 - J^2)^{5/2}}{J_c^4},\tag{72}$$

determines the barrier for the process of the vortex core nucleation. Here S is the cross-section area of the channel. Since in the limit $J \rightarrow J_c$ the nucleus size r_p diverges, our 1D description is always valid close enough to the critical point, where $r_p \gg \sqrt{S}$. When r_p becomes smaller than the transverse size of the channel, one should consider the 3D or 2D

(in the case of a thin layer) nucleus. The first stage of this problem is to find the distribution of $\nabla\alpha$ from the continuity equation $\vec{\nabla}[g\vec{\nabla}\alpha] = 0$. Its solution demonstrates that outside the nucleus the distribution of $\nabla\alpha$ is the same as around the vortex ring (3D case) or the vortex dipole (2D case). In particular, in the 2D case

$$\vec{\nabla}\alpha = \vec{\nabla}\alpha_0 - \int_0^\infty g(r_1)r_1^2 dr_1 \left[\frac{\vec{\nabla}\alpha_0}{r^2} - \frac{2\vec{r}(\vec{r} \cdot \vec{\nabla}\alpha_0)}{r^4} \right]. \quad (73)$$

In contrast to the 1D case, the relation between $\nabla\alpha$ and g is not local, so the following variation of the Gibbs potential with respect to g leads to an integro-differential equation. However on the basis of our solution of the 1D problem and using the scaling arguments one may conclude that the nucleus size can be roughly estimated from the expression Eq. (72) for the 1D case with replacing S by r_p^2 or by $r_p L$ for the 3D and the 2D cases respectively (L is the thickness of the 2D layer).

This analysis demonstrates an unusual feature of the superfluid spin-precession transport at the precession angle close to the critical angle 104° : A bottleneck of the phase slip process is not connected with expansion of already formed (i.e., with sizes exceeding the core size) vortices but with the early stage of vortex nucleation. The spin-precession vortex in $^3\text{He-B}$ was observed experimentally (Borovik-Romanov *et al.*, 1990; Bunkov and Volovik, 2008b).

VIII. BALLISTIC SPIN TRANSPORT BY MAGNONS

Another interesting case of spin transport in magnetically ordered system is connected with magnons (Meier and Loss, 2003; Trauzettel *et al.*, 2008). This is an analogue of the normal mass current in superfluids, which arises due to transport of mass by quasiparticles (e.g., phonons at low temperatures). Let us find first what contribution to the spin current comes from one magnon. The simplest case is a magnon in an isotropic ferromagnet. Metastable spin-current states are impossible in such a ferromagnet but it is not essential for now: We look for a “normal” spin current.

We consider an isotropic ferromagnet subject to a magnetic field \vec{H} with the free energy density

$$F = -\vec{M} \cdot \vec{H} + \frac{\alpha}{2} \nabla_i \vec{M} \cdot \nabla_i \vec{M}. \quad (74)$$

The free energy is invariant with respect to rotations around the magnetic field \vec{H} (the z axis), so in accordance with Nether’s theorem the z component of spin is conserved.

In the homogeneous ground state the spontaneous magnetization \vec{M}_0 is parallel to \vec{H} . Linearizing the Landau-Lifshitz equation (14) with respect to small perturbation $\vec{m} = \vec{M} - \vec{M}_0$ ($\vec{m} \perp \vec{M}_0$) one obtains

$$\frac{1}{\gamma} \frac{d\vec{m}}{dt} = -\alpha \nabla_i [\vec{M}_0 \times \nabla_i \vec{m}] + [\vec{H} \times \vec{m}]. \quad (75)$$

This equation yields spin waves $\propto e^{i\vec{k} \cdot \vec{r} - i\omega t}$ with the spectrum

$$\omega(\vec{k}, H) = \gamma(H + \alpha M_0 k^2), \quad (76)$$

which in contrast to the spectrum (19) without magnetic field, has a gap γH equal to the frequency of the ferromagnetic resonance.

In the linear approximation the spin current \vec{J}^z , which is determined by Eq. (18), vanishes after averaging over the period of the wave. So we need the terms of the second order in \vec{m} , which yield the current

$$J_j^z = \alpha \langle \hat{z} \cdot [\vec{m} \times \nabla_j \vec{m}] \rangle = \alpha k_j \langle m^2 \rangle. \quad (77)$$

The energy density in a single spin-wave mode is $\epsilon = (\omega/2\gamma M_0) \langle m^2 \rangle V$, where V is the sample volume. Contributions of a magnon with the energy $\epsilon = \hbar\omega$ to the squared transverse magnetization and to the spin current are $\delta \langle m^2 \rangle = \mu_B M_0 / V$ and $\delta \vec{J}^z = \hbar \vec{v}(\vec{k}) / V$ respectively. Here $\mu_B = 2\gamma\hbar$ is the Bohr magneton and $\vec{v}(\vec{k}) = d\omega/d\vec{k}$ is the magnon group velocity. If there is an ensemble of magnons with the distribution function $n(\vec{k})$ the total spin current will be

$$\vec{J}^z = \frac{\hbar}{V} \sum_{\vec{k}} n(\vec{k}) \vec{v}(\vec{k}) = \frac{\hbar}{(2\pi)^3} \int d\vec{k} n(\vec{k}) \vec{v}(\vec{k}). \quad (78)$$

For the axisymmetric equilibrium Planck distribution the spin currents vanishes. But the spin current appears if the magnon distribution is the Planck distribution with a drift velocity \vec{v}_n :

$$n_0(\vec{k}, H) = \frac{1}{e^{\hbar[\omega(\vec{k}, H) - \vec{k} \cdot \vec{v}_n]/T} - 1}. \quad (79)$$

The magnon drift velocity \vec{v}_n is an analogue of the normal velocity in a superfluid liquid. Expanding the right-hand side of Eq. (78) in small \vec{v}_n one obtains the linear relation between the spin current and the drift velocity. The Plank distribution with a drift is valid only

if interaction between magnons is more effective than interaction of magnons with other quasiparticles (electron, phonons), or lattice defects. Otherwise the magnon distribution must be determined from Boltzmann's equation, and the spin current appears only if there is a gradient of the magnetic field \vec{H} , which plays a role of the chemical potential for spin since $\vec{H} = 4\pi\partial F/\partial\vec{M}$. Naturally the spin current proportional to the gradient of \vec{H} is nothing else as the spin-diffusion current, which is accompanied by dissipation and is determined by "spin-conductivity" $J^z/\nabla H$.

Another way to obtain the spin current in the magnon system is to connect a quasi-one-dimensional ferromagnetic channel of finite length with two bulk ferromagnets (they act as reservoirs for spin) via ideal contacts (Meier and Loss, 2003). Magnons cross the channel without scattering (ballistic regime). A spin current appears if there is a difference ΔH of the magnetic fields in the two leads. The physical picture is similar to that for electron ballistic transport analyzed in the framework of the Landauer-Büttiker approach (Datta, 1995): The "right-movers" (magnons moving to right) and "left-movers" (magnons moving to left) are described by the equilibrium distribution inside the leads, which magnons come from. Bearing in mind that the wave vector has the only component along the channel the spin current is given by

$$J^z = \frac{\hbar}{2\pi} \left[\int_0^\infty dk \frac{d\omega}{dk} n_0(k, H + \Delta H) + \int_{-\infty}^0 dk \frac{d\omega}{dk} n_0(k, H) \right] = \frac{\hbar}{2\pi} \frac{\gamma \Delta H}{e^{\mu_B H/2T} - 1}. \quad (80)$$

Here $n_0(k, H)$ is the Planck distribution given by Eq. (79) at $\vec{v}_n = 0$, taking into account the dependence of ω on H . This yields the spin conductance $J^z/\Delta H$ obtained by Meier and Loss (2003). The origin of dissipation is similar to that for ballistic charge transport along a 1D channel (Datta, 1995): There is no dissipation in the channel itself, but magnons arriving to the leads have the distribution different from the equilibrium distribution inside the lead. Its relaxation to the equilibrium leads to dissipation.

It is worthwhile to stress again (see also Sec. VII.B) that though dissipation in the channel is absent in the ballistic regime, this is not superfluidity: In the ballistic regime dissipation is absent because there is no sources of dissipation. In the superfluid regime dissipation sources are present and may be strong, but they are ineffective because of barriers of topological origin impeding dissipative processes (phase slips).

IX. EQUILIBRIUM SPIN CURRENTS IN HELIMAGNETS

Though the previous analysis addressed the case of ferromagnets it can be extended on anti- and ferrimagnets. The analysis is also relevant for spin transport in spinor Bose condensates of cold atoms, for which the stability of spin-current states (spiral structures) was also analyzed in the spirit of the Landau criterion (Cherng *et al.*, 2008). The condition for superfluid spin transport is a proper topology of the magnetic order parameter: the magnetic order parameter space can be mapped onto a circumference with only weakly broken symmetry (or no broken symmetry at all) with respect to rotation around the circumference. However, spin currents in helimagnets still require a special discussion.

The magnetic structure in helimagnets is a spatial rotation of the magnetization (spin) in the easy plane. This structure appears due to Dzyaloshinskii-Moria interaction linear in gradients of magnetization, which break invariance with respect to space inversion. Its energy is given by $\vec{D} \cdot [\vec{M} \times [\vec{\nabla} \times \vec{M}]]$ (Landau and Lifshitz, 1984). This energy is relativistically small and can affect only the direction of the magnetization \vec{M} , but not its absolute value M . In easy-plane magnets \vec{M} is fully determined by its angle in the easy-plane, and the free energy is

$$F = \int d^3R \left\{ \frac{m_z^2}{2\chi} + \frac{A(\vec{\nabla}\varphi)^2}{2} + K[1 - \cos(n\varphi)] - DM^2 \nabla_z \varphi \right\}, \quad (81)$$

where it is supposed that the magnetic spiral is oriented along the axis z . This energy differs from the free energy in Eq. (34) with the term linear on the angle gradient $\nabla_z \varphi$.

The term linear in the angle gradient does not affect the equations of motion but it is important for definition of the equilibrium magnetic structure: the phase gradient is present in the ground state. It also changes the expression for the spin current replacing Eq. (26), which becomes

$$\vec{J}^z = -\frac{\partial F}{\partial \vec{\nabla}\varphi} = -A(\vec{\nabla}\varphi - \vec{k}), \quad (82)$$

where $\vec{k} = (DM^2/A)\hat{z}$. The ground state is determined by minimization of the free energy with respect to the average gradient $\langle \nabla \varphi \rangle$, which determines the density $n\langle \nabla \varphi \rangle/2\pi$ of domain walls. Focusing on the limit of low density of domain wall [see Eq. (42)] the free energy is

$$F = A\langle \nabla \varphi \rangle \left(\frac{4}{\pi\sqrt{nl}} - k \right). \quad (83)$$

Thus at $k < 4/\pi\sqrt{n}l$ (strong anisotropy) there is a complete “phase fixation”, spin being directed along some of the in-plane easy axes, and the ground state is uniform ($\nabla\varphi = 0$). This means that the spin current $J_z = Ak$ is present in the ground state. At $k = 4/\pi\sqrt{n}$ there is the phase transition to the spiral structure with $\langle\nabla\varphi\rangle \neq 0$, which is a chain of solitons and corresponds to the sine Gordon equation obtained by variation of the free energy. Near the phase transition the equilibrium spin current is still close to $J_z = Ak$. However in the limit $k \gg 1/l$ the anisotropy energy is not essential and $\nabla\varphi \approx k$. Then the equilibrium spin current is absent despite the presence of the spiral structure with $\nabla\varphi \neq 0$.

The equilibrium spin currents in helimagnets were calculated by Heurich *et al.* (2003) and Bostrem *et al.* (2008). In their calculations rotational invariance in the easy plane was broken by an inplane magnetic field H_\perp . This is a particular case of our analysis of the in-plane anisotropy with $K = M_0H_\perp$ and $n = 1$. Our discussion shows that an equilibrium spin current is a general feature of any helimagnet even without an in-plane field since one cannot imagine an easy-plane magnetic without at least some finite in-plane anisotropy.

In addition to equilibrium spin currents there are also possible metastable spin currents. Their stability is determined like it was done in the previous section, but one should replace in all final expressions (the Landau critical gradients and the barrier for vortex expansion) the phase gradient $\nabla\varphi$ with $|\vec{\nabla}\varphi - \vec{k}|$.

Equilibrium spin currents are possible not only in helimagnets. They were revealed also in spin-Heisenberg rings subject to inhomogeneous magnetic fields (Schmeltzer *et al.*, 2005; Schütz *et al.*, 2003). These currents are connected with the geometric phase quantization in ring geometry and, being inversely proportional to the length of the ring, are possible only in mesoscopic rings. Their origin and properties are similar to mesoscopic currents arising in systems without magnetic order, which will be considered in Sec. XII.B.

Equilibrium spin currents were considered by a number of researchers as a bizarre and unphysical outcome. They believed that they are background currents, which do not correspond to real spin transport (Rashba, 2005, 2006; Schütz *et al.*, 2004). This stimulated attempts to redefine the definition of spin current in order to avoid spin currents in the thermodynamic equilibrium. For Heisenberg magnets it was done by Schütz *et al.* (2004). In many aspects confusion about a proper spin-current definition in magnetically order systems reflects the similar problem in systems without magnetic order, and we postpone its discussion for Sec. XI.

X. MAGNON BOSE-EINSTEIN CONDENSATION VS SPIN SUPERFLUIDITY

Connection of Bose-Einstein condensation (BEC) with superfluidity was debated from the very beginning of the theory of superfluidity. This connection is not straightforward. BEC not necessarily leads to superfluidity as the simple case of the ideal Bose-gas demonstrates. On the other hand, one may explain superfluidity without referring to the concept of BEC as Landau did creating his two-fluid theory. There are debates also what the term BEC really means and how widely one may use it. Nowadays there is a strong tendency to see manifestation of BEC in various cases of formation of coherent states in magnetically ordered systems. The BEC scenario was suggested for experimental observations of the phase transition to the antiferromagnetic state from the saturated ferromagnetic state in a strong magnetic field in magnetic insulators TiCuClO_3 (Nikuni *et al.*, 2000; Rüegg *et al.*, 2003), and Cs_2CuCl_4 (Radu *et al.*, 2005). In yttrium-iron-garnet films Demokritov *et al.* (2006) [see also (Demidov *et al.*, 2008)] observed condensation of magnons in a single state interpreting it in terms of BEC. Finally, Bunkov and Volovik (2008a) [see also (Volovik, 2008)] reinterpreted spin-precession superfluidity in $^3\text{He-B}$ (see Sec. VII) in terms of BEC. Dealing with a semantic issue it is difficult to decree strict rules and to reach a broad consensus. Without trying to do it, we shall simply follow recent debates on the question when one may and when one may not use the label “magnon BEC”.

I start from a general argument why the term “magnon BEC” is at least problematic (but not forbidden!). Let us remind what did BEC mean at the time of Bose, Einstein, and London when the concept was coined. The quantum theory showed that if identical particles are described by the Bose-statistics, i.e., related operators commute, at low temperatures they can condense at the state of the lowest energy. Since all Bose-condensed particles are described by the same wave-function, the BEC yields a new coherent classical field, which cannot be imagined in the classical theory of particles. So from this point of view the non-trivial essence of the BEC is appearance of a coherent classical field, which *does not exist* in the classical description of particles. Returning now to the magnon BEC, a magnon can be a result of quantization of a classical field (spin waves). If one claims magnon BEC, this in fact means that “particles” magnons can be described by a classical fields. However, this is a logical circle: First we state that we need to quantize a classic field and to introduce quanta of this field, then we tell that we should describe condensed “particles” (quanta) by

a classical field. So we return exactly to the same classical field, which we started from! In other words, in this special case quantization of spin waves was not necessary. Calling coherent spin waves by a Bose-condensate of magnons, one must allow also to call laser modes “Bose-condensates of photons”, or deformed states of solids “Bose-condensates of phonons”. Analogy between Bose-condensates and coherent states was well known long ago (Haken, 1975). But analogy does not mean identity. Some reasonable restriction should be imposed on using the term BEC. It seems that more careful is to use this term only referring to objects, which can be particles in the classical limit. This means that coherent sound (phonons), electromagnetic (photons) or spin (magnons) waves are not Bose-condensates, but excitons in semiconductors are. However, no clever classification can avoid “gray areas”, where it fails to provide definite conclusions. Can one call coherent polariton states as Bose-condensates keeping in mind that the polariton is a superposition of an exciton and a photon? I leave this question without an answer.

Putting aside this argument as too rigorist let us discuss various claims of “magnon BEC”. They can be classified as equilibrium phenomena, or non-equilibrium ones, which require energy pumping for their observation. Let us start from the equilibrium case. The BEC scenario was suggested for experimental observations of the phase transition to the antiferromagnetic state from the saturated ferromagnetic state in a strong magnetic field in magnetic insulators TiCuClO_3 (Nikuni *et al.*, 2000; Rüegg *et al.*, 2003), $\text{BaCuSi}_2\text{O}_6$ (Jaime *et al.*, 2004), and Cs_2CuCl_4 (Radu *et al.*, 2005). The theoretical basis for it was known from 80s [Batyev and Braginskii (1984), see also Giamarchi *et al.* (2008)]: The transition from the ferromagnetic (all spin parallel to the magnetic field) to the two-sublattice antiferromagnet with spins of sublattices in the plane can be described in terms of magnon Bose-operators in the ferromagnetic state. This transition is one from numerous examples of orientational phase transitions in magnetism. If the “BEC language” is used for this case it could be used for any other. More generally, any transition described in terms of soft-mode instability (e.g., structure transitions in solids) may be considered as BEC. Then the phenomenon of BEC loses its uniqueness. Reservations concerning using the term “magnon BEC” for equilibrium phenomena were expressed in a number of publications (Mills, 2007; Volovik, 2008).

Another class of magnon BEC is non-equilibrium states, which require energy pumping for their support. There are two ways to support a coherent non-equilibrium state. The first one is to pump energy at the same frequency with which the phase of the coherent

state varies in time. An example of such non-equilibrium coherent states is the coherent precession in $^3\text{He-B}$ discussed above in Sec. VII. In these cases there is a magnetic field rotating with the same frequency as the precession angular velocity. Snoke (2006) called these examples of coherent states “driven condensates” suggesting that in such cases the word “condensate” was not appropriate and contradicted to the spirit of the term “condensate” as a spontaneous thermodynamic phenomenon. Accepting, nevertheless, coherent uniform spin precession as a BEC phenomenon, it is not clear why Bunkov and Volovik (2008a) do it only with respect to spin precession $^3\text{He-B}$. Coherent precession observed in the old experiments on nonlinear ferromagnetic or antiferromagnetic resonances deserves not less (and not more) than precession in $^3\text{He-B}$ to be called magnon BEC. Though because of the Suhl instability the coherent precession is possible in anti- and ferromagnets at much smaller precession angles than in $^3\text{He-B}$, the critical precession angle, which is determined by dissipation, is always finite, and the difference is quantitative but not qualitative.

Really spontaneous magnon condensation was observed by Demokritov *et al.* (2006) in yttrium-iron-garnet films: they pumped microwave energy at higher magnon modes and observed spontaneous accumulation of magnons in the lowest-energy magnon state, which corresponded to nonzero wave vector. The phenomenon was discussed theoretically by Kalafati and Safonov (1989). Condensation requires some threshold pumping level. Putting aside the dispute whether this type of condensation can be called BEC it is worthwhile to draw attention to another analogy, which is not less “intriguing” than the BEC analogy: the analogy with lasers. Keldysh (1995) defined “lasing” in his review on the exciton BEC (see p. 255 there): “The accumulation of a macroscopic number of initially incoherent excitation quanta in a single-photon mode is lasing”. Replacing “single-photon mode” by “single-magnon mode” one can apply this definition to the experiment of Demokritov *et al.* (2006). On the basis of this analogy and since magnons are coupled with electromagnetic waves, one should expect coherent microwave radiation similar to laser radiation. This radiation was really observed recently (Dzyapko *et al.*, 2008). Radiation results from confluence of two magnons with opposite wave vectors (one-magnon radiation is forbidden by the momentum conservation law). It was demonstrated that the frequency of radiation is determined by the magnon frequency but not the frequency of the pumping signal. The theory of the phenomenon was suggested by Rezende (2009). The observed monochromatic microwave radiation may be considered as a demonstration of *magnon laser*, which sounds not less

impressive than BEC.

In order to distinguish between BEC and laser, it was pointed out that BEC assumes a quasi-equilibrium magnon distribution with a well defined chemical potential that requires an effective magnon thermalization (Volovik, 2008). As one of possible semantic restrictions on using the term BEC, this criterion of BEC is formally legitimate. Demokritov *et al.* (2008) have experimentally demonstrated that magnon condensation in the momentum space in yttrium-iron-garnet films leads to the quasi-equilibrium Bose-Einstein distribution of magnons. On the other hand, since the property of coherence is related only with magnons condensed in a single quantum state and is not sensitive to the distribution function of non-condensed magnons (coherence in lasers exists without quasi-equilibrium distribution of non-condensed photons) it is difficult to understand why this difference between BEC and lasing is so important. Anyway, it does not forbid to describe magnon condensation in yttrium-iron-garnet films as lasing using the concept of coherent magnon states (Rezende and Zagury, 1969) similar to coherent photon states.

Up to now we discussed the property of coherence but not of superfluidity. It is necessary to stress that coherence does not lead automatically to superfluidity as sometimes assumed. An example of the coherent state without superfluidity was presented in Sec. IV: an (anti)ferromagnet fully isotropic, or with uniaxial easy-axis anisotropy. There is long-range correlation of spins in these cases, but no metastable spin-current states. The property of superfluidity is determined by topology of the order parameter for a concrete type of a condensed state. Let us check it for various BEC cases considered in the present section. The equilibrium phase transition in strong magnetic fields from ferromagnetic to antiferromagnetic ordering certainly leads to potential possibility of superfluid spin transport: In the antiferromagnetic phase the strong magnetic field keeps the magnetizations of the sublattices in the plane normal to the field. So spiral structures with the antiferromagnetic vector rotating in the plane can be stable and provide dissipationless spin currents. The precession states in $^3\text{He-B}$ also can be accompanied by stable spin-precession currents as was demonstrated theoretically and experimentally (Sec. VII). As for magnon condensation in yttrium-iron-garnet films (Demokritov *et al.*, 2006), one cannot expect superfluid spin transport in this case since there is no easy plane for order-parameter rotation in the experimental geometry (the magnetic field was parallel to the film). However, if the modification of the experimental geometry (the magnetic field normal to the film) recently suggested by

Tupitsyn *et al.* (2008) were realized, the question on possible superfluid spin transport would become relevant.

Part II

Spin currents without magnetic order

XI. DEFINITION OF SPIN CURRENT

Up to now we considered spin currents, which are possible only in magnetically ordered media. Meanwhile, a lot of attention was devoting to other types of spin currents, which can appear without magnetic ordering. They are analogues of persistent charge currents in normal metals (Imry, 2002) and can appear even in equilibrium. Certainly in this case they cannot relax and are genuinely persistent, in contrast to superfluid spin currents, which are only metastable.

We shall analyze the spin transport in normal systems using the simplest model: noninteracting electrons. Then one can start from a single electron in magnetic (\vec{H}) and electric (\vec{E}) fields, which are not uniform in general. The electron wave function is a two-component spinor

$$\Psi = \begin{pmatrix} \psi_{\uparrow} \\ \psi_{\downarrow} \end{pmatrix}. \quad (84)$$

We need the Hamiltonian with relativistic corrections up to the order of v^2/c^2 inclusive (Berestetskii *et al.*, 1982):

$$\hat{\mathcal{H}} = \frac{\hbar^2}{2m} \left(-i\vec{\nabla} - \frac{\vec{A}}{2\pi\Phi_0} - \lambda[\vec{\sigma} \times \vec{E}] \right)^2 - \mu_B \vec{H} \cdot \vec{\sigma}, \quad (85)$$

where $\vec{\sigma}$ is the vector of Pauli matrices. In vacuum the constant λ is equal to $e/4mc^2$. But in crystals it can be many orders of magnitude larger (Engel *et al.*, 2007). The electric field \vec{E} may include not only an external field but also crystal fields, which lead to Rashba spin-orbit coupling. The spin-orbit term proportional to \vec{E} can be considered as a non-Abelian gauge field since the spin operators $\vec{\sigma}$ do not commute similarly to the Yang-Mills fields in quantum electrodynamics (Fröhlich and Studer, 1993).

Writing down the Schrödinger equation for the Hamiltonian (85),

$$i\hbar \frac{\partial \Psi}{\partial t} = \hat{\mathcal{H}} \Psi, \quad (86)$$

one can derive the continuity equations for charge:

$$e \frac{\partial(\Psi^\dagger \Psi)}{\partial t} = -\vec{\nabla} \cdot \vec{j}, \quad (87)$$

and for spin:

$$\frac{\partial S_\beta}{\partial t} = \frac{\hbar}{2} \frac{\partial(\Psi^\dagger \sigma_\beta \Psi)}{\partial t} = -\vec{\nabla} \cdot \vec{j}^\beta + G_\beta, \quad (88)$$

with the following expressions for the currents:

$$\vec{j} = \frac{e\hbar}{m} \left\{ -\frac{i}{2}(\Psi^\dagger \vec{\nabla} \Psi - \vec{\nabla} \Psi^\dagger \Psi) - \frac{\vec{A}}{2\pi\Phi_0}(\Psi^\dagger \Psi) - \lambda[(\Psi^\dagger \vec{\sigma} \Psi) \times \vec{E}] \right\}, \quad (89)$$

$$\vec{j}^\beta = \frac{\hbar}{2m} \left\{ -\frac{i}{2}(\Psi^\dagger \sigma_\beta \vec{\nabla} \Psi - \vec{\nabla} \Psi^\dagger \sigma_\beta \Psi) - \frac{\vec{A}}{2\pi\Phi_0}(\Psi^\dagger \sigma_\beta \Psi) - \frac{\lambda}{2}[(\Psi^\dagger (\sigma_\beta \vec{\sigma} + \vec{\sigma} \sigma_\beta) \Psi) \times \vec{E}] \right\} \quad (90)$$

Since spin is not conserved, there are source terms (torques) in the spin-balance equations:

$$G_\beta = -\frac{\gamma\hbar}{2} [\vec{H} \times (\Psi^\dagger \vec{\sigma} \Psi)]_\alpha - \frac{i\hbar\lambda}{2} \{ \Psi^\dagger [\vec{\sigma} \times [\vec{E} \times (\vec{\nabla} - i\vec{A})]]_\beta \Psi + [[\vec{E} \times (\vec{\nabla} + i\vec{A}) \Psi^\dagger] \times \vec{\sigma}]_\beta \Psi \}. \quad (91)$$

The spin current, Eq. (90), agrees with the current definition used by Rashba (2003) and many others:

$$\vec{j}^\beta = \frac{\hbar}{4} (\Psi^\dagger \{ \sigma_\beta \vec{v} + \vec{v} \sigma_\beta \} \Psi), \quad (92)$$

where

$$\vec{v} = \frac{\hbar}{m} (-i\vec{\nabla} - \lambda[\vec{\sigma} \times \vec{E}]) \quad (93)$$

is the operator of the electron group velocity.

One may write down the spinor wave function Ψ as

$$\Psi = \sqrt{n} \begin{pmatrix} \cos \frac{\gamma}{2} e^{i\phi_\uparrow} \\ \sin \frac{\gamma}{2} e^{i\phi_\downarrow} \end{pmatrix}, \quad (94)$$

where $n = (\Psi^\dagger \Psi)$ is the electron density, γ is the tipping angle of the average spin with respect to the z -axis, ϕ_\uparrow and ϕ_\downarrow are the phases of the two spinor components. Introducing the global phase $\phi = \frac{1}{2}(\phi_\uparrow + \phi_\downarrow)$ and the relative phase $\phi_z = \phi_\downarrow - \phi_\uparrow$ the averaged spin depends on the latter, which is the angle of rotation around the z axis in the spin space:

$$\langle \sigma_x \rangle = \frac{(\Psi^\dagger \sigma_x \Psi)}{n} = \sin \gamma \cos \phi_z, \quad \langle \sigma_y \rangle = \frac{(\Psi^\dagger \sigma_y \Psi)}{n} = \sin \gamma \sin \phi_z, \quad \langle \sigma_z \rangle = \frac{(\Psi^\dagger \sigma_z \Psi)}{n} = \cos \gamma. \quad (95)$$

In the variables n , γ , ϕ , and ϕ_z the electron (free) energy is given by

$$F = \int d\vec{R} n \left\{ \frac{\hbar^2}{2m} \left[\cos^2 \frac{\gamma}{2} \left(\vec{\nabla} \phi_\uparrow - \frac{\vec{A}}{2\pi\Phi_0} \right)^2 + \sin^2 \frac{\gamma}{2} \left(\vec{\nabla} \phi_\downarrow - \frac{\vec{A}}{2\pi\Phi_0} \right)^2 \right] - \mu_B B \cos \gamma \right. \\ \left. + \frac{\hbar^2 \lambda}{2m} [\hat{z} \times \vec{E}] \vec{\nabla} \phi_z - \frac{\hbar^2 \lambda}{2m} [\langle \vec{\sigma} \rangle \times \vec{E}] \cdot (\vec{\nabla} \phi_\uparrow + \vec{\nabla} \phi_\downarrow) + \frac{\hbar^2 \lambda^2}{2m} E^2 + \epsilon_\nabla (\nabla n, \nabla \gamma) \right\}, \quad (96)$$

where the two last terms are not essential for the further analysis. The charge and the z spin component currents are:

$$\vec{j} = \frac{e}{\hbar} \frac{\partial F}{\partial \vec{\nabla} \phi} = \frac{e\hbar}{m} n \left\{ \vec{\nabla} \phi - \frac{\cos \gamma}{2} \vec{\nabla} \phi_z - \frac{\vec{A}}{2\pi\Phi_0} - \lambda [\langle \vec{\sigma} \rangle \times \vec{E}] \right\}, \quad (97)$$

$$\vec{j}^z = -\frac{1}{2} \frac{\partial F}{\partial \vec{\nabla} \phi_z} = \frac{\hbar^2}{2m} n \left\{ \cos \gamma \vec{\nabla} \phi - \vec{\nabla} \phi_z - \langle \sigma_z \rangle \frac{\vec{A}}{2\pi\Phi_0} - \lambda [\hat{z} \times \vec{E}] \right\} = \frac{\hbar \langle \sigma_z \rangle}{2e} \vec{j} + \vec{J}^z. \quad (98)$$

Here we divided the spin current on two parts. The first one is a convection: the charge current is transferring also the average spin. The second one may be called a *pure* spin current, which is determined in the coordinate frame moving together with electrons, i.e., with the velocity $\vec{v} = \vec{j}/en$:

$$\vec{J}^z = \frac{\hbar^2}{4m} \left\{ -\frac{\sin^2 \gamma}{2} \vec{\nabla} \phi_z \right\} - \frac{\hbar^2 \lambda}{4m} [(\hat{z} - \langle \vec{\sigma} \rangle \langle \sigma_z \rangle) \times \vec{E}]. \quad (99)$$

The first term of this expression, which was derived from the balance of charge and spin on the basis of the Schrödinger equation, Eqs. (87) and (88), agrees with the phenomenological definition of the spin current used above in the analysis of spin supercurrents in magnetically ordered media: In both cases the current is proportional to the squared inplane component of the spin ($\propto \sin^2 \gamma$).

Let us discuss various terms in the expressions for charge and spin currents. The terms related to the global-phase gradient $\vec{\nabla} \phi$ and the electromagnetic vector \vec{A} are common and

do not require any special comment. The terms proportional to the spin-angle gradient $\vec{\nabla}\phi_z$ are related with the geometrical (Berry) phase (Aronov and Lyanda-Geller, 1993; Loss *et al.*, 1990). The Berry phase Γ is a phase difference, which the quantum-mechanical wave function obtained after a cyclic process of parallel transport in the parametric space. In the case of spin $\frac{1}{2}$ the Berry phase is $-\frac{1}{2}\Omega$, where Ω is the solid angle subtended by the varying spin during the cyclic process. At infinitesimal variation of the spin angle ϕ_z the solid-angle variation is $d\Omega = (1 - \cos\gamma)d\phi_z$. Thus the spin-rotation term in the charge velocity can be presented as a “gradient” of the Berry phase Γ : $\vec{\nabla}\Gamma = -\frac{1}{2}(1 - \cos\gamma)\vec{\nabla}\phi_z$. The gradient is in quotation marks because it is a well defined gradient of a scalar function only at constant tilt angle γ . In general the Berry phase is not single-valued and depends on the path used for its definition. In order to separate the Berry-phase current from that connected with the global phase the latter must be redefined. Introducing $\tilde{\phi} = \phi_{\uparrow}$ instead of $\phi = \frac{1}{2}(\phi_{\uparrow} + \phi_{\downarrow})$ the charge current is

$$\vec{j} = \frac{e\hbar}{m}n \left\{ \vec{\nabla}\tilde{\phi} - \vec{\nabla}\Gamma - \frac{\vec{A}}{2\pi\Phi_0} - \lambda[\langle\vec{\sigma}\rangle \times \vec{E}] \right\}. \quad (100)$$

The charge and the spin currents also contain phase-independent terms determined by the electric field. These terms are a manifestation of the effect by Aharonov and Casher (1984), which is based on the non-relativistic interaction of the magnetic moment (spin in our case) with the electric field.

We have discussed spin currents in the free-electron model, but the presence of various components of the current is determined by symmetry and topology without being restricted with a particular microscopic model. For example, the Aharonov-Casher effect was considered in the tight-binding model (Balatsky and Altshuler, 1993) and in the presence of random spin-orbit interaction (Meir *et al.*, 1989). As already stressed in the end of Sec. III, presumption that spin transport requires mobile carriers of spin (Bunkov, 1995; Shi *et al.*, 2006) is not justified: For phenomenology it does not matter whether spin is transported by itinerant carriers or via exchange interaction between localized electrons.

There were worries in the literature about ambiguity of the spin-current definition (Rashba, 2005). Indeed, the definition of the spin current given above [Eq. (92)] is not the only possible choice. One can redefine the spin current by adding to it *any* current δj_i^β ($j_i^\beta \rightarrow j_i^\beta + \delta j_i^\beta$), if it is accompanied by redefinition of the spin torque: $G_\beta \rightarrow G_\beta + \nabla_i \delta j_i^\beta$. This is a purely formal ambiguity of current definition (like freedom to choose various defi-

nitions of potentials in electrodynamics), which must not lead to any ambiguity in physical predictions. This only means that any definition of current is not complete without accompanying definition of spin torque. In principle, it is possible even to avoid the spin-current term at all, treating the whole current divergence $\nabla_i j_i^\beta$ as a part of the spin torque. This would exclude the word *spin current* from the scientific lexicon. As discussed in Sec. VI, one can avoid using such terms as *flow* or *current*, and describe the same phenomena using only concepts of deformation, spin stiffness, or torque (Culcer *et al.*, 2004; Heurich *et al.*, 2003; Sonin, 1982). However, it is not necessary: In many cases the “current language” provides a very transparent physical picture of processes in various spin systems.

There were also attempts to redefine the spin-current so that to eliminate the torque term G_β from the spin continuity equation making it to look as a continuity equation for a conserved quantity. For example, Shi *et al.* (2006) [see also the discussion of their work by Bray-Ali and Nussinov (2008)] used the definition of a torque dipole term by Culcer *et al.* (2004) rewriting the torque density as a divergence of a torque dipole density \vec{P}_β :

$$G_\beta = -\vec{\nabla} \cdot \vec{P}^\beta. \quad (101)$$

The torque dipole density was included into the redefined spin current $\vec{\mathcal{T}}^\beta = \vec{j}^\beta + \vec{P}^\beta$. Then the spin continuity equation (88) becomes

$$\frac{\partial S_\beta}{\partial t} + \vec{\nabla} \cdot \vec{\mathcal{T}}^\beta = 0. \quad (102)$$

However, there is a payoff for this formally legitimate operation: The spin current becomes non-local. Indeed, looking for $\vec{\mathcal{T}}_\beta = \vec{\nabla} \Phi_\beta$ as a gradient of a scalar function, the scalar potential Φ_β would be determined by an integral over the torque distribution in the whole bulk. Eventually any choice of the spin-current definition must yield the same predictions for observations if the whole procedure is correct. But using nonlocally defined spin currents it is more difficult to study effects related to local processes, which do not conserve the total spin. We shall return to this issue discussing the observation of spin currents in the equilibrium Rashba medium (Sec. XIII.D).

XII. EQUILIBRIUM SPIN CURRENTS IN ONE-DIMENSIONAL RINGS

A. A 1D ring in a homogeneous magnetic field

The simplest example of the equilibrium spin and charge currents is persistent currents in a one-dimensional ring (Büttiker *et al.*, 1983; Loss *et al.*, 1990). Let us consider first a ring of radius R in a constant magnetic field $\vec{H} = H\hat{z}$ normal to the xy plane of the ring, which provides the magnetic flux $\Phi = \pi R^2 H$ through the ring. We neglect the Zeeman energy since its effect (splitting of the Fermi energies for spins up and down) becomes important for the magnetic fields $\sim \Phi_0 n/R$ much higher than the fields $\sim \Phi_0/R^2$ when the Aharonov-Bohm phase shift $\propto \Phi$ becomes essential. Here $n = N/2\pi R$ is the electron density for N electrons in the ring. We consider zero temperature. Introducing the azimuthal angle ϕ for the position of the electron in the ring, the hamiltonian is

$$\hat{\mathcal{H}} = \frac{\hbar^2}{2mR^2} \left(-i\frac{\partial}{\partial\phi} - \rho \right)^2, \quad (103)$$

where $\rho = \Phi/\Phi_0$. Taking into account the periodic boundary conditions, the electron spinor components are eigenfunctions of the angular momentum: $\psi_{\uparrow,\downarrow}(\phi) \propto e^{is\phi}$, where s is an integer. The total energy of the Fermi sea and the ground-state persistent currents depend on whether the number of electrons with any spin is even or odd. Let us consider the ensemble of an odd number of electrons $2p + 1$ of the same spin. Their energy is:

$$E = \frac{\hbar^2}{2mR^2} \sum_{s=-p}^p (s - \rho)^2. \quad (104)$$

This energy corresponds to the ground state only if $-1/2 < \rho < 1/2$. In other cases the electron Fermi sea should be shifted. For example if ρ becomes larger than $1/2$, one must sum s from $-p + 1$ to $p + 1$. The particle current at $-1/2 < \rho < 1/2$ is given by

$$j = -\frac{e}{2\pi\hbar} \frac{\partial E}{\partial s} = -(2p + 1)\rho \frac{e\hbar}{2\pi mR^2} \approx -\rho \frac{en\hbar}{2mR}. \quad (105)$$

This function must be periodically extended on any ρ beyond the interval $(-1/2, 1/2)$. This yields the periodic sawtooth dependence of current on ρ with the period 1. If the number of electrons is even one should shift this dependence with the half-period $1/2$.

Taking into account the both directions of spin, the result depends on whether the electron number N is even or odd. If N is even the numbers of electrons with spins up and down are

even or odd together. Then the charge current obtained for one value of spin is doubled, whereas the spin current, which is proportional to the difference of charge currents for two values of spin, vanishes. On the other hand, if N is odd the charge-current dependence for one spin direction is shifted with respect to another. This lead to the persistent spin current $j^z = \hbar(j_+ - j_-)/2e$ with the period 1, where j_{\pm} are charge currents for two values of spin. The spin current jumps between values $\pm \hbar^2 n / 2mR$ every half-period.

B. A 1D ring in an inhomogeneous magnetic field: Berry-phase currents

Let us consider now a ring in an inhomogeneous crown-shaped magnetic field distribution, which was considered in a number of papers starting from Loss *et al.* (1990): There is a constant z -component $H \cos \chi$ and a rotating transverse component: $H_x = H \sin \chi \cos \phi$ and $H_y = H \sin \chi \sin \phi$ (crown-shaped field distribution). Here χ is the tipping angle of the magnetic field on the ring with respect to the z axis (Fig. 10). The Hamiltonian for a single electron with a position characterized by the azimuthal angle ϕ is

$$\hat{\mathcal{H}} = \frac{\hbar^2}{2mR^2} \left(-i \frac{\partial}{\partial \phi} - \rho \right)^2 - \mu_B H \{ \sin \chi [\cos \phi \hat{\sigma}_x + \sin \phi \hat{\sigma}_y] + \cos \chi \hat{\sigma}_z \}. \quad (106)$$

This Hamiltonian can be exactly diagonalized (Qian *et al.*, 1997; Stern, 1992). The eigenstates are spinors

$$|\Psi_+(l)\rangle = \begin{pmatrix} \cos \frac{\gamma}{2} e^{il\phi} \\ \sin \frac{\gamma}{2} e^{i(l+1)\phi} \end{pmatrix}, \quad |\Psi_-(l)\rangle = \begin{pmatrix} \cos \frac{\gamma+\pi}{2} e^{il\phi} \\ \sin \frac{\gamma+\pi}{2} e^{i(l+1)\phi} \end{pmatrix} = \begin{pmatrix} -\sin \frac{\gamma}{2} e^{il\phi} \\ \cos \frac{\gamma}{2} e^{i(l+1)\phi} \end{pmatrix} \quad (107)$$

with the eigenvalues of the energy

$$\epsilon_{\pm} = E_{\pm} \mp \sqrt{\frac{\Delta E^2}{4} + (\mu_B H \sin \chi)^2 (1 - \cos \gamma)}. \quad (108)$$

Here l is the quantum number for the orbital moment, which should include also the Aharonov-Bohm phase shift, and γ is the tipping angles for the average spin with respect to the z -axis determined by

$$\cos \gamma = \frac{\Delta E}{\sqrt{\Delta E^2 + 4(\mu_B B \sin \chi)^2}}. \quad (109)$$

Two states correspond to two opposite directions of spin with angles γ and $\gamma + \pi$. The energies

$$E_{\pm} = \frac{\hbar^2 l^2}{2mR^2} - \mu_B H \cos \chi,$$

$$E_- = \frac{\hbar^2(l+1)^2}{2mR^2} + \mu_B H \cos \chi, \quad (110)$$

are obtained taking into account only the Zeeman energy in the longitudinal magnetic field $H_z = H \cos \chi$, and

$$\Delta E = E_- - E_+ = \frac{\hbar^2(2l+1)}{2mR^2} + 2\mu_B H \cos \chi. \quad (111)$$

The signs + and - label the states with spin up and down in the limit of the longitudinal magnetic field ($\chi \rightarrow 0$). In the eigenstates the average spin rotates in space around the z axis with the same speed as the magnetic field. Because of the spiral magnetic structure the states are not eigenstates of the operator of the orbital moment but are mixtures of the states with two different moments. However, they are eigenstates of the total moment (orbital moment + spin) with the quantum number $l + \frac{1}{2}$ because of full cylindrical symmetry of the problem.

The charge and spin currents are obtained by summation over all l and two possible spin states:

$$j = \frac{e\hbar}{2\pi mR^2} \left\{ \sum_l \left\{ l + \frac{1}{2}[1 - \cos \gamma(l)] \right\} + \sum_l \left\{ l + 1 - \frac{1}{2}[1 - \cos \gamma(l)] \right\} \right\}, \quad (112)$$

$$j^z = \frac{\hbar^2}{4\pi mR^2} \left\{ \sum_l \left\{ l \cos \gamma(l) - \frac{1}{2}[1 - \cos \gamma(l)] \right\} - \sum_l \left\{ (l+1) \cos \gamma(l) + \frac{1}{2}[1 - \cos \gamma(l)] \right\} \right\} \quad (113)$$

The second terms $\propto (1 - \cos \gamma)$ in the sums originate from the geometrical (Berry) phase (Loss *et al.*, 1990). The simplest case is the limit of strong magnetic field, when the spins in two states are parallel or antiparallel to the magnetic field, and $\gamma = \chi$ does not depend on l . Then the Berry contribution to the spin current j^z is proportional to the total electron density, while the Berry contribution to the charge current j is proportional to the differences of the densities in the two spin states, i.e., to the spin polarization. It is worthwhile to stress that the Berry phase is a part of the global phase, which the electron obtains after moving around the ring, and separation of the Berry phase from the rest phase change is not unique. Indeed, one may redefine the solid angle Ω in the Berry phase $\Gamma = -\frac{1}{2}\Omega$ replacing $d\Omega = 2\pi(1 - \cos \gamma)d\gamma$ by $d\Omega = -2\pi(1 + \cos \gamma)d\gamma$. The definition depends on what pole of the sphere was included into the solid angle. The difference 4π between two values can be accounted for in the rest phase difference including the Aharonov-Bohm phase shift.

Similar effects exist in the presence of a spatially rotating electric field (external or crystal), which generates an effective magnetic field via spin-orbit interaction (Aronov and Lyanda-Geller, 1993; Qian *et al.*, 1997). The equilibrium spin currents can appear without electron mobility when no charge current is possible. An example of it is the persistent spin current in a spin-1/2 Heisenberg ring (Schmeltzer *et al.*, 2005; Schütz *et al.*, 2003): Similarly to the case considered above, the crown-shape effective magnetic field makes the spin to subtend a solid angle, which leads to the Berry phase contribution to the spin current.

All effects discussed in the present section are purely mesoscopic: The derived charge and spin currents decrease with increasing size of the ring. The case of macroscopic equilibrium spin currents, which are finite in the thermodynamic limit, is discussed in the next section.

XIII. EQUILIBRIUM SPIN CURRENTS IN THE 2D ELECTRON GAS WITH SPIN-ORBIT INTERACTION

A. Currents in a uniform 2D gas with spin-orbit interaction

Producing *spin currents* is an essential part of spintronics. Spin-orbit interaction allows to govern the spin transport by electric field, which is expected to be useful for applications (Žutić *et al.*, 2004). This explains a great interest to systems with spin-orbit interaction. A classical example of such a system is a 2D electron gas with the Rashba spin-orbit term (let us call it *Rashba medium*). Rashba (2003) revealed that in the Rashba medium spin currents appear even at equilibrium. However, he qualified them as “not real”, which cannot lead to transport and accumulation of spin. Their presence in the ground state was considered as an inherent problem in the spin current concept (Rashba, 2005, 2006). In the present section I shall address equilibrium spin currents in the 2D electron gas with spin-orbit coupling and analyze whether these currents have something to do with spin transport.

The Hamiltonian for a 2D electron gas with spin-orbit interaction is

$$\mathcal{H} = \frac{\hbar^2}{2m} \left\{ \vec{\nabla} \Psi^\dagger \vec{\nabla} \Psi + i\alpha(\vec{r}) (\Psi^\dagger [\vec{\sigma} \times \hat{z}]_i \vec{\nabla}_i \Psi - \vec{\nabla}_i \Psi^\dagger [\vec{\sigma} \times \hat{z}]_i \Psi) + i\beta(\vec{r}) [\Psi^\dagger (\sigma_x \nabla_x \Psi - \sigma_y \nabla_y \Psi) - (\sigma_x \nabla_x \Psi^\dagger - \sigma_y \nabla_y \Psi^\dagger) \Psi] \right\}, \quad (114)$$

where $\alpha(\vec{r})$ and $\beta(\vec{r})$ are parameters of the Rashba and Dresselhaus spin-orbit interaction respectively. In general they may depend on the 2D position vector \vec{r} . For simplicity, we

shall concentrate the further analysis on the Rashba interaction ($\beta = 0$) postponing its extension on Dresselhaus spin-orbit interaction for the end of this subsection. The Rashba term $\propto \alpha$ is a particular case of the spin-orbit-interaction term in the Hamiltonian Eq. (85), assuming that $\lambda \vec{E} = \alpha \hat{z}$. The Schrödinger equations for components of the spinor Ψ are:

$$\begin{aligned} i\hbar\dot{\psi}_{\uparrow} &= \frac{\hbar^2}{m} \left(-\frac{1}{2}\nabla^2\psi_{\uparrow} + \alpha\frac{\partial\psi_{\downarrow}}{\partial x} - i\alpha\frac{\partial\psi_{\downarrow}}{\partial y} + \frac{1}{2}\frac{\partial\alpha}{\partial x}\psi_{\downarrow} - \frac{i}{2}\frac{\partial\alpha}{\partial y}\psi_{\downarrow} \right), \\ i\hbar\dot{\psi}_{\downarrow} &= \frac{\hbar^2}{m} \left(-\frac{1}{2}\nabla^2\psi_{\downarrow} - \alpha\frac{\partial\psi_{\uparrow}}{\partial x} - i\alpha\frac{\partial\psi_{\uparrow}}{\partial y} - \frac{1}{2}\frac{\partial\alpha}{\partial x}\psi_{\uparrow} - \frac{i}{2}\frac{\partial\alpha}{\partial y}\psi_{\uparrow} \right). \end{aligned} \quad (115)$$

The spin current and the torque in the spin-continuity equation (88) are

$$j_i^{\beta} = -\frac{i\hbar^2}{4m}(\Psi^{\dagger}\sigma_{\beta}\nabla_i\Psi - \nabla_i\Psi^{\dagger}\sigma_{\beta}\Psi) - \frac{\alpha\hbar^2}{4m}(\Psi^{\dagger}\{\sigma_{\beta}[\vec{\sigma} \times \hat{z}]_i + [\vec{\sigma} \times \hat{z}]_i\sigma_{\beta}\}\Psi), \quad (116)$$

$$G_{\beta} = -\frac{i\alpha\hbar^2}{2m} \left\{ (\Psi^{\dagger}\{[\vec{\sigma} \times [\hat{z} \times \vec{\nabla}]]_{\beta}\}\Psi) - (\{[[\vec{\nabla} \times \hat{z}] \times \vec{\sigma}]_{\beta}\}\Psi^{\dagger}\Psi) \right\}. \quad (117)$$

The Greek super(sub)script β refers to three components x, y, z in the 3D spin space, whereas the Latin super(sub)script i is related with the two coordinates x, y in the 2D electron layer.

In the uniform Rashba medium eigenstates are plane waves given by spinors

$$\frac{1}{\sqrt{2}} \begin{pmatrix} 1 \\ \kappa \end{pmatrix} e^{i\vec{k}\vec{r}}, \quad (118)$$

where $\kappa = \pm(k_y - ik_x)/k$ are complex numbers of modulus 1, and the upper (lower) sign corresponds to the upper (lower) branch of the spectrum (band) with the energies (see Fig. 11)

$$\epsilon = \frac{\hbar^2}{m} \left(\frac{k^2}{2} \pm \alpha k \right) = \frac{\hbar^2(k_0^2 - \alpha^2)}{2m}. \quad (119)$$

The energy is parametrized by the wave number k_0 , which is connected with absolute values of wave vectors in two bands as $k = |k_0 \mp \alpha|$. The eigenstates are spin-polarized in the plane with spins

$$\vec{s} = \pm \frac{\hbar}{2} \frac{[\vec{k} \times \hat{z}]}{k} \quad (120)$$

parallel or antiparallel to the effective spin-orbit magnetic field. There is no spin component normal to the plane (z axis). The group velocities in two bands are given by

$$\vec{v}(\vec{k}) = \frac{\hbar\vec{k}}{m} + \frac{2\alpha}{m}[\hat{z} \times \vec{s}] = \frac{\hbar k_0}{m} \frac{\vec{k}}{k}. \quad (121)$$

Spin torque in the eigenstates is absent, but there are flows of spin in the layer plane:

$$j_{j\pm}^i(\vec{k}) = \frac{\hbar^2}{2m} \left(\pm \frac{\varepsilon_{is} k_s}{k} k_j + \alpha \varepsilon_{ij} \right), \quad (122)$$

where ε_{ij} is a 2D antisymmetric tensor with components $\varepsilon_{xy} = 1$ and $\varepsilon_{yx} = -1$. The spin current does not vary in space since there is no precession of spin oriented along the effective spin-orbit magnetic field. The latter is constant for a plane wave, and there is no torque on the spin violating its conservation.

Though any eigenstate is spin-polarized, after averaging over the equilibrium Fermi sea (we consider the $T = 0$ case) the total spin vanishes. But there remain the total spin currents. The Fermi energy is $\epsilon_F = \hbar^2(k_m^2 - \alpha^2)/2$, where k_m is the maximum value of k_0 . In the case $k_m > \alpha$, when the both electron bands are filled (Fig. 11a), the inplane-spin currents are sums of contributions from two bands (Sonin, 2007a):

$$j_j^i = \frac{\hbar^2}{4\pi m} \varepsilon_{ij} \left[\int_0^{k_m - \alpha} \left(\frac{k}{2} + \alpha \right) k dk + \int_0^{k_m + \alpha} \left(-\frac{k}{2} + \alpha \right) k dk \right] = \frac{\alpha^3 \hbar^2}{6\pi m} \varepsilon_{ij}. \quad (123)$$

At $k_m < \alpha$ only the lower band is filled (Fig. 11b), and

$$j_j^i = \frac{\hbar^2}{4\pi m} \varepsilon_{ij} \int_{-k_m + \alpha}^{k_m + \alpha} \left(-\frac{k}{2} + \alpha \right) k dk = \frac{\hbar^2}{4\pi m} \varepsilon_{ij} \left(-\frac{k_m^3}{3} + k_m \alpha^2 \right). \quad (124)$$

Here we presented the calculation of equilibrium spin currents in the 2D gas with Rashba spin-orbit interaction at zero temperature. Recently Bencheikh and Vignale (2008) performed a more general calculation taking into account temperature effects and Dresselhaus spin-orbit coupling. In the presence of Dresselhaus spin-orbit coupling Eq. (123) is generalized to

$$j_j^i = \frac{\hbar^2}{6\pi m} [\alpha(\alpha^2 - \beta^2) \varepsilon_{ij} + \beta(\alpha^2 - \beta^2) \tilde{I}_{ij}], \quad (125)$$

where the 2×2 matrix \tilde{I}_{ij} is $\begin{pmatrix} 1 & 0 \\ 0 & -1 \end{pmatrix}$. The existence of equilibrium spin currents is dictated by symmetry (broken space inversion symmetry), and is not restricted with these two particular models. Tokatly (2008) related equilibrium spin currents in systems with spin-orbit interaction to the non-Abelian gauge invariance of these systems.

In contrast to charge currents, which produce magnetic fields, or mass currents in neutral superfluids, which produce angular momentum detectable in ring geometry via the gyroscopic effect, experimental detection of spin currents is much more difficult. But this does

not mean that equilibrium spin currents have no physical meaning and have nothing to do with spin transport. In order to demonstrate that spin current is able to transport spin, we should consider nonuniform media.

B. Spin currents in a nonuniform Rashba medium

Let us consider a slightly modulated Rashba medium with the Rashba parameter varying in space as (Sonin, 2007a):

$$\alpha(\vec{r}) = \alpha_0 + \alpha_1 \cos(\vec{p} \cdot \vec{r}). \quad (126)$$

The eigenstates found above must be corrected using the perturbation theory with respect to α_1 : $\Psi = \Psi_0 + \Psi'$. Here Ψ_0 is the spinor for a uniform medium with $\alpha = \alpha_0$ given by Eq. (118). The equations for the first order correction Ψ' are (in components):

$$\begin{aligned} \frac{m}{\hbar^2} \Delta \epsilon \psi'_\uparrow - \alpha_0 [k\kappa^*(\vec{k}) + p\kappa^*(\vec{p})] \psi'_\downarrow &= \frac{\alpha_1 \kappa(\vec{k})}{\sqrt{2}} \left[k\kappa^*(\vec{k}) + \frac{p\kappa^*(\vec{p})}{2} \right] e^{i\vec{k} \cdot \vec{r}} \cos(\vec{p} \cdot \vec{r}), \\ -\alpha_0 [k\kappa(\vec{k}) + p\kappa(\vec{p})] \psi'_\uparrow + \frac{m}{\hbar^2} \Delta \epsilon \psi'_\downarrow &= \frac{\alpha_1}{\sqrt{2}} \left[k\kappa^*(\vec{k}) + \frac{p\kappa^*(\vec{p})}{2} \right] e^{i\vec{k} \cdot \vec{r}} \cos(\vec{p} \cdot \vec{r}), \end{aligned} \quad (127)$$

where

$$\Delta \epsilon = -\frac{\hbar^2}{m} \left(\frac{p^2}{2} + \vec{p} \cdot \vec{k} \mp \alpha_0 k \right). \quad (128)$$

The solution of this system of linear equations for Ψ' should be used for derivation of all relevant physical quantities (densities, torques, and currents). The general expressions are rather cumbersome. Moreover, the perturbation theory fails in the limit $p \rightarrow 0$. Therefore, it is reasonable to restrict ourselves with the limit $p \gg k, \alpha_0$. The torques and currents for spin components in the plane of the layer are (only contributions linear in α_1 are kept)

$$G_{i\pm}(\vec{k}) = \pm \frac{2\alpha_1 \alpha_0 \hbar^2}{m} \varepsilon_{ij} \frac{p_j k}{p^2} \left[1 - \frac{(\vec{p} \cdot \vec{k})^2}{p^2 k^2} \right] \sin(\vec{p} \cdot \vec{r}), \quad (129)$$

$$j_{j\pm}^i(\vec{k}) = \frac{\alpha_1 \hbar^2}{2m} \left\{ -p_j \frac{\varepsilon_{is} p_s}{p^2} + \varepsilon_{ij} \mp \frac{4\varepsilon_{ij} \alpha_0 k}{p^2} \left[1 - \frac{(\vec{p} \cdot \vec{k})^2}{p^2 k^2} \right] \right\} \cos(\vec{p} \cdot \vec{r}). \quad (130)$$

The torque and the current for the z -component of spin are given by terms of higher order in $1/p$, and the total spin densities vanish after averaging over the Fermi sea. The integration

of the torque and the current for inplane spin over the Fermi sea yields for the case $k_m > \alpha_0$:

$$G_i = \frac{1}{4\pi^2} \int G_{i+}(\vec{k}) d\vec{k} + \frac{1}{4\pi^2} \int G_{i-}(\vec{k}) d\vec{k} = -\frac{\alpha_1 \alpha_0 \hbar^2}{\pi m} \frac{\varepsilon_{ij} p_j}{p^2} \left(k_m^2 \alpha_0 + \frac{\alpha_0^3}{3} \right) \sin(\vec{p} \cdot \vec{r}), \quad (131)$$

$$\begin{aligned} j_j^i &= \frac{1}{4\pi^2} \int j_{j+}^i(\vec{k}) d\vec{k} + \frac{1}{4\pi^2} \int j_{j-}^i(\vec{k}) d\vec{k} \\ &= \frac{\alpha_1 \hbar^2}{8\pi^2 m} \left[\left(\varepsilon_{ij} - p_j \frac{\varepsilon_{is} p_s}{p^2} \right) n + \frac{8\pi \varepsilon_{ij} \alpha_0}{p^2} \left(k_m^2 \alpha_0 + \frac{\alpha_0^3}{3} \right) \right] \cos(\vec{p} \cdot \vec{r}). \end{aligned} \quad (132)$$

If $k_m < \alpha_0$:

$$G_i = \frac{1}{4\pi^2} \int G_{i-}(\vec{k}) d\vec{k} = -\frac{\alpha_1 \alpha_0 \hbar^2}{\pi m} \frac{\varepsilon_{ij} p_j}{p^2} \left(k_m \alpha_0^2 + \frac{k_m^3}{3} \right) \sin(\vec{p} \cdot \vec{r}), \quad (133)$$

$$j_j^i = \frac{1}{4\pi^2} \int j_{j-}^i(\vec{k}) d\vec{k} = \frac{\alpha_1 \hbar^2}{8\pi m} \left[\left(\varepsilon_{ij} - p_j \frac{\varepsilon_{is} p_s}{p^2} \right) n + \frac{8\pi \varepsilon_{ij} \alpha_0}{p^2} \left(k_m \alpha_0^2 + \frac{k_m^3}{3} \right) \right] \cos(\vec{p} \cdot \vec{r}). \quad (134)$$

The first term in the spin current, which is proportional to electron density n , is divergence-free, whereas the divergence of the second term does not vanish and compensates the spin torque in the spin balance. Thus the second term is responsible for spin transport from areas, where spin is produced ($G_i > 0$) to areas where spin is absorbed ($G_i < 0$). One may consider this as a manifestation of spin transport even though it does not result in spin accumulation. Thus equilibrium spin currents can transport spin, and an attempt to distinguish equilibrium (persistent) currents from transport spin currents (Sun *et al.*, 2008) hardly would be reasonable.

It is worthwhile to note that the spin current in a modulated Rashba medium is linear in the spin-orbit coupling constant α_0 , whereas the dependence of the current on α in the uniform Rashba medium is cubic. Apparently the linear dependence is a general property of nonuniform media. In particular, the same dependence was predicted by Sablikov *et al.* (2008), who considered equilibrium spin currents along the interface between the media with and without spin-orbit coupling.

C. Torques at edges of the Rashba medium

One cannot understand the physical meaning of spin currents without a clear picture of what is going on at borders of a system with a bulk spin current. Suppose that the Rashba

medium occupies the semispace $x < 0$ while at $x > 0$ spin-orbit interaction is absent. The two semispaces have also different potentials, so the hamiltonian is

$$\mathcal{H} = \frac{\hbar^2}{2m} \left\{ \vec{\nabla} \Psi^\dagger \vec{\nabla} \Psi + i\alpha(\vec{r})(\Psi^\dagger [\vec{\sigma} \times \hat{z}]_i \vec{\nabla}_i \Psi - \vec{\nabla}_i \Psi^\dagger [\vec{\sigma} \times \hat{z}]_i \Psi) \right\} + V(\vec{r}) \Psi^\dagger \Psi, \quad (135)$$

where

$$V(\vec{r}) = \begin{cases} 0 & \text{at } x < 0 \\ U & \text{at } x > 0 \end{cases}, \quad \alpha(\vec{r}) = \begin{cases} \alpha & \text{at } x < 0 \\ 0 & \text{at } x > 0 \end{cases}. \quad (136)$$

The electron states near the interface between two regions with different spin-orbit constants have already been analyzed earlier (Khodas *et al.*, 2004; Marigliano Ramaglia *et al.*, 2003). The spin currents in a hybrid ring consisting of parts with and without Rashba spin-orbit coupling were also analyzed by Sun *et al.* (2007). In contrast to them, in our case the potential barrier U is so high that electrons cannot propagate in the area $x > 0$, where spin-orbit coupling is absent. .

At $x < 0$ one should look for a superposition of plane waves: one incident wave, which is coming from $x = -\infty$, and two reflected waves:

$$\psi_\uparrow = e^{ik_y y} \left[\begin{pmatrix} 1 \\ \kappa_+ \end{pmatrix} e^{ik_+ x} + r_1 \begin{pmatrix} 1 \\ \bar{\kappa}_+ \end{pmatrix} e^{-ik_+ x} + r_2 \begin{pmatrix} 1 \\ \kappa_- \end{pmatrix} e^{ik_- x} \right], \quad (137)$$

where $\kappa_\pm = -(k_y - ik_\pm)/k$, $\bar{\kappa}_+ = -(k_y + ik_+)/k$, and $k_\pm = \sqrt{(\alpha \pm k_0)^2 - k_y^2}$, are the x components of the wave vectors corresponding to the same energy. We shall consider the case of $k_0 < \alpha$, when the both waves belong to the two parts of the lower band to the right ($k > \alpha$) or to the left ($k < \alpha$) from the energy minimum (Fig. 11b). The choice of the positive sign before k_- in the exponent of the second reflected wave is determined by the negative group velocity of this wave. Since the electron transport is determined by the group velocity, the latter should be directed from the boundary into the bulk even though the wave vector is directed to the boundary. At $x > 0$ the wave function is evanescent:

$$\Psi = \begin{pmatrix} t_\uparrow \\ t_\downarrow \end{pmatrix} e^{ik_y y} e^{-k_b x}, \text{ where } k_b = \sqrt{2mU/\hbar^2 - k_0^2 + \alpha^2}.$$

The wave superposition should satisfy the boundary conditions, which include continuity of the both components of the spinor and jumps of the first derivatives of these components (Khodas *et al.*, 2004; Marigliano Ramaglia *et al.*, 2003):

$$\left. \frac{\partial \Psi}{\partial x} \right|_{+0} - \left. \frac{\partial \Psi}{\partial x} \right|_{-0} = -i\alpha\sigma_y \Psi. \quad (138)$$

The expressions for the reflection coefficients are rather cumbersome in general, and we restrict ourselves with the case of an infinite potential step at the $x = 0$ ($U, k_b \rightarrow \infty$). Then the wave function at $x = 0$ vanishes, and expressions for the reflection coefficients become simple:

$$r_1 = \frac{\kappa_+ - \kappa_-}{\kappa_- - \bar{\kappa}_+}, \quad r_2 = \frac{\bar{\kappa}_+ - \kappa_+}{\kappa_- - \bar{\kappa}_+}. \quad (139)$$

Since in a single plane wave the torque vanishes, only interference of waves can provide a torque. Namely, the y component of the torque originates from interference of the incident wave with the second reflected wave:

$$G_{y+}(\vec{k}) = -\frac{\alpha \hbar^2 k_y}{m} \text{Re} \left\{ e^{-ik_+x + ik_-x} (1 - \bar{\kappa}_+ \kappa_-) r_2 \right\}. \quad (140)$$

A similar contribution G_{y-} comes from the conjugate superposition, in which the incident plane wave $\propto e^{-ik_-x}$ corresponds to the wave number $k < \alpha$ with the negative group velocity. Further we restrict ourselves with a simpler case $k_0 \ll \alpha$. Then all expressions can be expanded in k_0 . Integration of the single-mode torque over the Fermi sea of the wave vectors \vec{k} , summation of contributions from $k > \alpha$ and $k < \alpha$, and subsequent integration of the whole semi-space yields the total torque over the whole bulk:

$$\tilde{G}_y = \int_{-\infty}^0 G_y(x) dx = \frac{\hbar^2 \alpha^2 k_m}{4\pi m}, \quad (141)$$

where k_m is the maximum value of k_0 corresponding to the Fermi level. The total torque exactly compensates the bulk spin current [see Eq. (124) in the limit $k_m \ll \alpha$].

At large distances from the border the torques for single modes oscillate fast, so the asymptotic behavior of the torque can be analyzed using the steepest-descent method. This yields the asymptotic torque at $x \rightarrow -\infty$:

$$G_y = -\sqrt{\frac{\pi}{k_m}} \frac{\alpha^2 \hbar^2}{4\pi^2 m |x|^{5/2}} \sin \left(2k_m x - \frac{\pi}{4} \right). \quad (142)$$

The oscillation results from interference between incident and reflected waves and is similar to the Friedel oscillations caused by impurities. Note that the oscillation may be suppressed by disorder or electron-electron interaction, which were neglected in our analysis.

In summary, we have obtained the following picture of spin currents and torques in the restricted Rashba medium. There is no spin torque inside the medium far from medium edges, but there is a constant spin current there. The torque is absent because in the bulk

electron states are well describe by plane waves. On the other hand, interference of incident and reflected plane waves lead to spin torques of opposite signs (source and drain of spin) near the two edges. The role of the bulk spin current is to transport spin from the spin source near one edge to the spin drain near the opposite edge.

Our analysis assumed an ideal reflective boundary, but its outcome should not be sensitive to what type of edges the Rashba medium has. According to simple spin-balance arguments, if there is no current in the vacuum and there is a bulk current normal to the boundary, the presence of an edge torque is inevitable. The particular properties of the edge can influence only details of the torque distribution in a finite boundary layer. Dealing with large bulks the width of the layer is not important, and only the integral torque, which should compensate the bulk spin current, does matter. Moreover, the integral edge torque should compensate the bulk spin current not only at the border with the vacuum but also at the interface between the Rashba medium and a medium, which does not allow dissipationless spin currents. Indeed, in the latter case spin diffusion accompanied by spin accumulation is the only mechanism of spin transport, but in equilibrium no dissipative process is possible and the spin current must vanish at the interface.

D. Experimental detection of equilibrium spin currents

The central question for understanding the physical sense of the spin current is *how is possible, if possible at all, to detect the existence of spin currents experimentally*. Spin current leads to electric polarization (magnetoelectric effect). This can be used for current detection as discussed by Katsura *et al.* (2005) and Bruno and Dugaev (2005). Recently it was suggested (Sonin, 2007b) to detect an equilibrium spin current in the Rashba medium by measuring a mechanical torque on a substrate at edges of the Rashba medium caused by the spin current. If the substrate is flexible, the edge torques should deform it (Fig. 12), and measurement of this deformation would provide a method to detect equilibrium spin currents experimentally. An appropriate experimental technique for such a measurement is already known: a mechanical cantilever magnetometer with an integrated 2D electron system (Schwarz *et al.*, 2000). A mechanical stress produced by spin currents was also studied in anisotropy-noncollinear systems by Dugaev and Bruno (2007). They called it the *magneto mechanical effect*.

Derivation of the mechanical torque connected to bulk spin currents is based on the conservation law for the total angular momentum (the spin + the orbital moment) in the system “2D electron gas + substrate”. The continuity equation (88) for spin must be supplemented by the continuity equation for orbital moment:

$$\frac{\partial L_\beta}{\partial t} + \nabla_\gamma \tilde{J}_\gamma^\beta = -G_\beta. \quad (143)$$

Here L_β are β components of the orbital-moment densities and \tilde{J}_γ^β is the orbital-moment flux-tensor. The torque G_β in this equation is the same as in the continuity equation (88) for spin, but appears with an opposite sign. This provides the conservation of the total angular momentum $\vec{S} + \vec{L}$. We consider currents of y components along the axis x , so $\beta = y$ and $\gamma = x$. At the equilibrium the time derivatives of momenta are absent. In Sec. XIII.C we saw that inside the Rashba medium there is a spin current but no torque, while at the edge there is an edge spin torque, which compensates the bulk current. According to the total angular momentum conservation law this leads to an edge orbital torque and to a flux of the orbital moment with a sign opposite to that of the spin current³, as shown in Fig. 12. Since the 2D electron gas has no y component of the orbital moment, the whole orbital torque must be applied to an edge of the substrate. Now if the substrate is a cantilever rigidly fixed at one end (Fig. 12), the mechanical torque $\tau = \tilde{J}_x^y = -j_x^y = \int G_y(x)dx$ will deform the cantilever, and the displacement of its free end can be measured.

For numerical estimation of the effect one may use the maximal value of the spin-orbit coupling $\alpha\hbar^2/m = 6 \times 10^{-9}$ eV cm = 10^{-20} erg cm (Rashba, 2004). When calculating the spin torque, it was simpler to consider the case $k_m \ll \alpha$. But the mechanical torque reaches its maximum at $k_m > \alpha$ [see Eq. (123)] when the spin current is $j_x^y = -\alpha^3\hbar^2/6\pi m \sim 10^{-8}$ erg/cm. In order to estimate the displacement h of the cantilever end (see Fig. 12), we use the cantilever parameters from Poggio *et al.* (2007): the length $l = 120$ μ m and the spring constant $k = F/h = 86$ μ N/m, where F is the force on the cantilever end. Using the theory of elastic plates (Landau and Lifshitz, 1986), one obtains that the torque $\tau = -j_x^y$ produces the displacement $h = 3\tau/2kl$. This yields $h \sim 0.45$ μ m, which is certainly measurable with the modern micromechanical technique. The torque can be enhanced and tuned by an external magnetic field.

³ The fact that the spin current must be accompanied by an opposite orbital-moment current was already noticed by Sheng and Chang (2003) and Zhang and Yang (2005).

In the presence of the external magnetic field one should add the Zeeman energy $-\mu_B \vec{\sigma} \cdot \vec{H}$ to the hamiltonian Eq. (114). The spin current in a single-electron state is determined by the spin, which is parallel or antiparallel to the “effective” magnetic field $\vec{H} - \alpha \Phi_0 [\vec{k} \times \hat{z}]/\pi$ acting on the electron. Here $\Phi_0 = hc/e$ is the single-electron flux quantum. Integrating the single-state spin current over the whole \vec{k} space and assuming that the Zeeman energy is much larger than the spin-orbit energy, one obtains the bulk spin current

$$j_x^y = \mp \frac{\alpha}{8\pi} \frac{\epsilon_F^2 - \mu_B^2 H^2}{\mu_B H^3} (H_z^2 + H_x^2), \quad (144)$$

where ϵ_F is the Fermi energy. In the interval $-\mu_B H < \epsilon_F < \mu_B H$ electrons fill only the lower band [the lower sign in Eq. (144)]. Then in terms of the electron density $n = m(\epsilon_F + \mu_B H)/2\pi\hbar^2$

$$j_x^y = -\frac{\alpha \hbar^2 \Phi_0}{2mH} n \left(\frac{H}{\Phi_0} - n \right) \frac{H_z^2 + H_x^2}{H^3}. \quad (145)$$

If $\epsilon_F > \mu_B H$, electrons fill the both bands, the contributions from two bands to the spin current cancel each other, and spin current vanishes in our approximation. The present analysis ignores the effect of the electromagnetic vector potential on the electron momentum, but this effect (which deserves a special analysis) is absent for the inplane magnetic field H_x .

It is worthwhile to comment that ambiguity of spin-current definition, which was intensively discussed in the literature, has no impact on the effect considered here. As discussed in the end of Sec. XI, one may redefine the spin current j_j^i by adding to it an arbitrary term ($j_j^i \rightarrow j_j^i + \delta j_j^i$) but at the same time it is necessary to compensate it by redefinition of the spin torque ($G_i \rightarrow G_i + \nabla_j \delta j_j^i$). If the balance of the orbital part of the angular momentum is also considered, the definitions of the orbital torque and flux must be compatible with those of the spin part, in order not to violate the conservation law of the total angular momentum. Eventually whatever definition used any *correct* calculation must predict the same observable effect (displacement of the cantilever). After we defined the spin current by Eq. (116), we are not free anymore in the choice of the definition of the torque and the current of the orbital angular momentum: The flux of the the orbital angular momentum in the elastic cantilever should be defined as $\tilde{J}_j^i = \varepsilon_{imn} x_m T_j^n$ where T_j^n is the elastic stress tensor. This choice looks most natural since it defines the mutual torque between the spin and the orbital moment as a derivative of the spin-orbit energy with respect to the rotation angle.

Let us look at another way to redefine spin current including the dipole torque (Shi *et al.*, 2006), which was discussed in the end of Sec. XI. The “spin-conserving” current $\vec{T}^\beta(x) = \vec{j}^z(x) + \vec{P}^\beta(x) = \vec{j}^z(x) + \int_x^0 G_\beta(x') dx'$ is constant, and it is difficult to notice in this picture that there is a process of angular-momentum transfer between spin and orbital degrees of freedom. This is due to a nonlocal character of the current \vec{T}^β : it controls only the global balance of spin. Globally no change of spin occurs in the sample, spin being generated at one edge and absorbed at another. Meanwhile, exactly *local* torques, which do not violate the *global* spin balance, are responsible for the angular-momentum transfer to the orbital subsystem, which leads to the mechanical deformation discussed in this section.

XIV. SPIN HALL EFFECT

If an electrical current flows through a conductor with spin-orbit coupling, this must give rise to a spin current flowing normally to the direction of the electrical current. This effect predicted by Dyakonov and Perel (1971) was later called *spin Hall effect* (Hirsch, 1999). In contrast to the usual Hall effect, the spin Hall effect originates from the effective magnetic field produced by spin-orbit interaction and does not require an external magnetic field for its existence. There are two possible origins for the spin Hall effect. The first one, which was discussed by Dyakonov and Perel (1971), is due to spin-dependent scattering on impurities and is called *extrinsic* spin Hall effect. But symmetry also can allow an *intrinsic* effect, which is not connected with impurities directly, though can be strongly affected by them (see below).

Spin currents in the spin Hall effect are not equilibrium currents considered in the previous section. They are accompanied by dissipation and require an energy input for their existence, despite that dissipation is related not with the spin current itself but with the longitudinal charge current. What does unite them with the spin currents discussed through the present review, is common controversies about their definitions and the impact of the absence of spin conservation. We consider the 2D electron gas assuming the presence of spin orbit and a weak electric field parallel to the axis x . Independently of whether the mechanism of the spin Hall effect is intrinsic or extrinsic, the current of the z spin component flowing along the axis y is given by

$$j_y^z = \sigma_{SH} E_x, \quad (146)$$

where σ_{SH} is the Hall spin conductivity. In a uniform system with constant σ_{SH} this current is constant by definition. On the other hand, at the sample border the spin current must vanish. Thus one should look for a spin current of another nature, which would compensate the spin current of electric origin. Dyakonov and Perel (1971) [see also the recent phenomenological analysis by Dyakonov (2007)] suggested that another current is a dissipative spin diffusion current, i.e. the total spin current is $j_y^z + j_D^z$, where

$$j_D^z = -D_s \nabla_y S_z. \quad (147)$$

This current is not constant because of inevitable longitudinal spin relaxation determined by the time T_1 . Thus the continuity equation for the z spin component is

$$\frac{\partial S_z}{\partial t} = -\nabla_y j_D^z - \frac{S_z}{T_1} = D_s \nabla_y^2 S_z - \frac{S_z}{T_1}. \quad (148)$$

For the stationary process with $\partial S_z / \partial t = 0$ and under the condition that the total current vanishes at the sample border $y = 0$ one obtains

$$j_D^z = -j_y^z e^{-y/L_s}, \quad S_z = \frac{j_y^z T_1}{L_s} e^{-y/L_s}, \quad (149)$$

where $L_s = \sqrt{D_s T_1}$ is the spin-diffusion length. which has already been introduced in Sec. VI. Thus the spin Hall effect leads to accumulation of the z spin component at the sample edge (called also spin orientation). The degree of spin accumulation is governed by dissipation parameters T_1 and D_s . A reader can find a detailed discussion of physical mechanisms responsible for dissipation in the review by Žutić *et al.* (2004).

However, this analysis has not taken into account the possibility of an edge torque, which is not connected with dissipation and similar to that revealed in the Rashba medium. If the nondissipative edge torque is present it should affect the spin accumulation. But this question cannot be resolved within the phenomenological approach. This requires a microscopic analysis taking into account properties of boundaries. Section XIII.C presents this analysis for the Rashba medium at the equilibrium. To summarize, the spin accumulation is a nonuniversal edge phenomenon (Galitski *et al.*, 2006), which is not determined only by the bulk spin Hall effect.

In the literature there were debates on the strength of the intrinsic spin Hall effect in the 2D electron gas. The mechanism behind the intrinsic spin Hall effect is the spin precession of quasiparticles while being accelerated by the electric field. The spin current is proportional

to the acceleration, i.e., to the electric field. In a pure 2D electron gas this leads to a universal spin Hall conductivity $\sigma_{SH} = e/8\pi$ (Sinova *et al.*, 2004). However, whatever weak impurity scattering could be, eventually it would provide a steady state, in which the acceleration vanishes in average. After a number of ingenious analytical and numerical theoretical investigations of the issue [see discussion and references in the review by Engel *et al.* (2007)] there seems to be agreement now that the intrinsic spin-Hall conductivity at zero frequency vanishes in an infinite system. But this conclusion is valid only for spin-orbit coupling linear in the electron wave vector \vec{k} . Indeed, if $\dot{\vec{k}}$ vanishes in average this does not mean that the quantity $k(t)^\alpha \dot{\vec{k}}$ also vanishes after averaging. Thus the intrinsic spin Hall effect for coupling nonlinear in k is not ruled out and can be considered as some sort of the ratchet effect.⁴ There were reports on observation of the spin Hall effect (Kato *et al.*, 2004; Valenzuela and Tinkham, 2006; Wunderlich *et al.*, 2005), though they cannot clearly separate between the intrinsic and extrinsic effects. In fact, it is impossible to separate them on the phenomenological level of description, contrary to some statements to the opposite (Zhang and Yang, 2005).

Let us summarize the common features and differences between the spin current generated with the spin Hall effect and the equilibrium spin currents of the previous section. In the both cases there is a bulk constant current, which is not connected with any dissipation. In the both cases we considered the cases when there are no spins outside the sample, and therefore the total current must vanish at the sample border. This requires an existence of spin sinks or sources near the sample edge. Here the similarity of the two types of currents stops. The eigenstates of the Rashba Hamiltonian have spins lying in the plane and have no currents of the z component of the spin, in contrast to the spin Hall effect generating currents of the z spin. While in the case of the equilibrium currents the bulk current is compensated by the spin torque of the Hamiltonian origin, in the spin Hall effect the constant bulk current can be also compensated with the dissipative processes of spin relaxation, which lead to spin accumulation. The latter processes are not possible for equilibrium currents by definition.

It is worthwhile to stress that the phenomenological relation (146) for the spin Hall effect, if it is allowed by symmetry, can be valid also for insulators subject to a weak electric field

⁴ Another scheme of using the ratchet effect for spin-current generation was considered by Smirnov *et al.* (2008).

[see discussion by Murakami (2005)]. Though Shi *et al.* (2006) considered it as a paradox, which manifests a necessity to reconsider the definition of the spin current, there is no law of the nature, which would forbid the spin current of the electric origin in insulators. However, the spin Hall effect in insulators has a very important feature discerning it from the spin Hall effect in conductors. Since there is no charge current in the former case, there is no Joule heating, i.e., no energy input (Murakami, 2005). As a result, no dissipation process is possible, and the problem reduces to the equilibrium problem of an insulator in an electric field. The bulk spin current cannot be compensated by the dissipative mechanism of Dyakonov and Perel (1971), and one should look for a Hamiltonian mechanism of absorption (generation) of spin near sample edges. In a sense, the equilibrium currents in the Rashba medium analyzed in the previous section can be considered as a manifestation of the spin Hall effect in an insulator. Indeed, the Rashba spin-orbit interaction is connected with an internal electric field normal to the electron-gas plane. This field is not able produce a current since electrons are confined in a 2D layer. So the 2D gas is an insulator in the z direction, but this does not rule out a Hall spin current along the layer.

XV. CONCLUSIONS

The present review focused on four types of dissipationless spin transport: (1) Superfluid transport, when the spin-current state is a metastable state (a local but not the absolute minimum in the parameter space). (2) Ballistic spin transport, when spin is transported without losses simply because sources of dissipation are very weak. (3) Equilibrium spin currents, i.e., genuine persistent currents. (4) Spin currents in the spin Hall effect. The dissipationless spin transport was a matter of debates during decades, though sometimes they were to some extent semantic. Therefore it was important to analyze what physical phenomenon was hidden under this or that name remembering that any choice of terminology is inevitably subjective and is a matter of taste and convention. The various hurdles on the way of using the concept of spin current (absence of the spin-conservation law, ambiguity of spin current definition, *etc.*) were analyzed. The final conclusion is that the spin-current concept can be developed in a fully consistent manner, though this is not an obligatory language of description: Spin currents are equivalent to deformations of the spin structure, and one may describe the spin transport also in terms of deformations and spin stiffness.

The recent revival of interest to spin transport is motivated by emerging of spintronics and high expectations of new applications based on spin manipulation. This is far beyond the scope of the present review, but hopefully it could justify using of the spin-current language in numerous investigations of spin-dynamics problems, an important example of which is the spin Hall effect.

Acknowledgments

I thank D. Bercioux, S. O. Demokritov, V. Dugaev, Z. Nussinov, and G. E. Volovik for useful comments. The work was supported by the grant of the Israel Academy of Sciences and Humanities.

References

- Aharonov, Y. and A. Casher, 1984, Phys. Rev. Lett. **53**, 319.
- Andreev, A. F. and V. I. Marchenko, 1980, Usp. Fiz. Nauk **130**, 39[Sov. Phys.–Usp. **23**, 21].
- Aronov, A. G. and Y. B. Lyanda-Geller, 1993, Phys. Rev. Lett. **70**, 343.
- Balatsky, A. V. and B. L. Altshuler, 1993, Phys. Rev. Lett. **70**, 1678.
- Bartolac, T. J., C. M. Gould, and H. M. Bozler, 1981, Phys. Rev. Lett. **46**, 126.
- Batyev, E. G. and L. S. Braginskii, 1984, Zh. Eksp. Teor. Fiz. **87**, 1361 [Sov. Phys. JETP **60**, 781].
- Bencheikh, K. and G. Vignale, 2008, Phys. Rev. B **77**, 155315.
- Berestetskii, V. B., E. M. Lifshitz, and L. P. Pitaevskii, 1982, *Quantum Electrodynamics* (Pergamon Press, Oxford).
- Borovik-Romanov, A. S., Yu. M. Bunkov, V. V. Dmitriev, and Yu. M. Mukharsky, 1984, Pis'ma Zh. Eksp. Teor. Fiz. **40**, 256 [JETP Lett. **40**, 1033].
- Borovik-Romanov, A. S., Yu. M. Bunkov, V. V. Dmitriev, and Yu. M. Mukharskiy, 1987, Pis'ma Zh. Eksp. Teor. Fiz. **45**, 98 [JETP Lett. **45**, 124].
- Borovik-Romanov, A. S., Yu. M. Bunkov, A. de Vaard, V. V. Dmitriev, V. Makrotsieva, Yu. M. Mukharskiy, and D. A. Sergatskov, 1988, Pis'ma Zh. Eksp. Teor. Fiz. **47**, 400 [JETP Lett. **47**, 478].
- Borovik-Romanov, A. S., Yu. M. Bunkov, V. V. Dmitriev, Yu. M. Mukharskiy, and D. A. Sergatskov, 1989, Phys. Rev. Lett. **62**, 1631.

- Borovik-Romanov, A. S., Yu. M. Bunkov, V. V. Dmitriev, Yu. M. Mukharskiy, and D. A. Sergatskov, 1990, *Physica B* **165**, 649.
- Bostrem, I. G., J. I. Kishine, and A. S. Ovchinnikov, 2008, *Phys. Rev. B* **78**, 064425.
- Bray-Ali, N. and Z. Nussinov, 2008, arXiv: 0803.09684.
- Bruno, P. and V. K. Dugaev, 2005, *Phys. Rev. B* **72**, 241302(R).
- Bunkov, Yu. M., V. V. Dmitriev, Yu. M. Mukharskiy, J. Nyeki, and D. A. Sergatskov, 1989, *Europhys. Lett.* **8**, 645.
- Bunkov, Yu. M., 1995, in *Progress of Low Temperature Physics, v. 14*, edited by W. P. Halperin (Elsevier, Amsterdam), pp. 68-152.
- Bunkov, Yu. M., V. S. L'vov, and G. E. Volovik, 2006a, *Pis'ma Zh. Eksp. Teor. Fiz.* **83**, 624 [*JETP Lett.* **83**, 530].
- Bunkov, Yu. M., V. S. L'vov, and G. E. Volovik, 2006b, *Pis'ma Zh. Eksp. Teor. Fiz.* **84**, 349 [*JETP Lett.* **84**, 289].
- Bunkov, Yu. M. and G. E. Volovik, 2008a, *J. Low Temp. Phys.* **150**, 135.
- Bunkov, Yu. M. and G. E. Volovik, 2008b, *Physica C* **468**, 609.
- Büttiker, M., Y. Imry, and R. Landauer, 1983, *Phys. Lett.* **96 A**, 365.
- Cherng, R. W., V. Gritsev, D. M. Stamper-Kurn, and E. Demler, 2008, *Phys. Rev. Lett.* **100**, 180404.
- Corruccini, L. R. and D. D. Osheroff, 1975, *Phys. Rev. Lett.* **34**, 564.
- Culcer, D., J. Sinova, N. A. Sinitsyn, T. Jungwirth, A. H. MacDonald, and Q. Niu, 2004, *Phys. Rev. Lett.* **93**, 046602.
- Datta, S., 1995, *Electronic Transport in Mesoscopic Systems* (Cambridge University Press, Cambridge).
- Demidov, V. E., O. Dzyapko, S. O. Demokritov, G. A. Melkov, and A. N. Slavin, 2008, *Phys. Rev. Lett.* **100**, 047205.
- Demokritov, S. O., V. E. Demidov, O. Dzyapko, G. A. Melkov, A. A. Serga, B. Hillebrands, and A. N. Slavin, 2006, *Nature (London)* **443**, 430.
- Demokritov, S. O., V. E. Demidov, O. Dzyapko, G. A. Melkov, and A. N. Slavin, 2008, *New J. Phys.* **10**, 045029.
- Dugaev, V. K. and P. Bruno, 2007, *Phys. Rev. B* **75**, 201301(R).
- Dyakonov, M. I. and V. I. Perel, 1971, *Pis'ma Zh. Eksp. Teor. Fiz.* **13**, 657 [*JETP Lett.* **13**, 467].

- Dyakonov, M. I., 2007, Phys. Rev. Lett. **99**, 126601.
- Dzyapko, O., V. E. Demidov, S. O. Demokritov, G. A. Melkov, and V. L. Safonov, 2008, Appl. Phys. Lett. **92**, 162510.
- Engel, H.-A., E. I. Rashba, and B. I. Halperin, 2007, in *Handbook of Magnetism and Advanced Magnetic Materials*, edited by H. Kronmüller and S. Parkin (Wiley, New York), Vol. 5, pp. 2858; eprint cond-mat/0603306.
- Fomin, I. A., 1979, Pis'ma Zh. Eksp. Teor. Fiz. **30**, 179 [JETP Lett. **30**, 164].
- Fomin, I. A., 1980, Zh. Eksp. Teor. Fiz. **78**, 2392 [Sov. Phys.-JETP **51**, 1203].
- Fomin, I. A., 1984, Pis'ma Zh. Eksp. Teor. Fiz. **40**, 260 [JETP Lett. **40**, 1037].
- Fomin, I. A., 1987, Pis'ma Zh. Eksp. Teor. Fiz. **45**, 106 [JETP Lett. **45**, 135].
- Fomin, I. A., 1988, Zh. Eksp. Teor. Fiz. **94**, 112 [Sov. Phys.-JETP **67**, 1148].
- Fomin, I. A., 1991, Physica B **169**, 153.
- Fomin, I. A., 2006, Pis'ma Zh. Eksp. Teor. Fiz. **84**, 416 [JETP Lett. **84**, 352].
- Frölich, J. and U. M. Studer, 1993, Rev. Mod. Phys. **65**, 733.
- Galitski, V. M., A. A. Burkov, and S. Das Sarma, 2006, Phys. Rev. B **74**, 115331.
- Giamarchi, Th., Ch. Rüegg, and O. Tchernyshyov, 2008, Nature Physics **4**, 198.
- Guseinov, R. R. and L. V. Keldysh, 1972, Zh. Eksp. Teor. Fiz. **63**, 2255 [Sov. Phys.-JETP **36**, 1193, (1973)].
- Haken, H., 1975, Rev. Mod. Phys. **47**, 67.
- Halperin, B. I. and P. C. Hohenberg, 1969, Phys. Rev. **188**, 898.
- Halperin, B. I. and W. M. Saslow, 1977, Phys. Rev. B **16**, 2154.
- Heeger, A. J., 1963, Phys. Rev. **131**, 608.
- Herring, C. and C. Kittel, 1951, Phys. Rev. **81**, 869.
- Heurich, J., J. König, and A. H. MacDonald, 2003, Phys. Rev. B **68**, 064406.
- Hirsch, J. E., 1999, Phys. Rev. Lett. **83**, 1834.
- Imry, Y., 2002, *Introduction to mesoscopic physics* (Oxford University Press, Oxford).
- Jaime, M., V. F. Correa, N. Harrison, C. D. Batista, N. Kawashima, Y. Kazuma, G. A. Jorge, R. Stein, I. Heinmaa, S. A. Zvyagin, Y. Sasago, and K. Uchinokura, 2004, Phys. Rev. Lett. **93**, 087203.
- Kalafati, Yu. D. and V. L. Safonov, 1989, Pis'ma Zh. Eksp. Teor. Fiz. **50**, 135 [JETP Lett. **50**, 149].

- Kato, Y. K., R. C. Myers, A. C. Gossard, and D. D. Awschalom, 2004, *Science* **306**, 1910.
- Katsura, H., N. Nagaosa, and A. V. Balatsky, 2005, *Phys. Rev. Lett.* **95**, 057205.
- Keldysh, L. V., 1995, in *Bose-Einstein Condensation*, edited by A. Griffin, D. W. Snoke, and S. Stringari (Cambridge University Press, Cambridge), p. 246.
- Khodas, M., A. Shekhter, and A. M. Finkelstein, 2004, *Phys. Rev. Lett.* **92**, 086602.
- Kozlov, L. N. and L. A. Maximov, 1965, *Zh. Eksp. Teor. Fiz.* **48**, 1184[Sov. Phys.–JETP **21**, 790].
- König, J., M. C. Bønsager, and A. H. MacDonald, 2001, *Phys. Rev. Lett.* **87**, 187202.
- Landau, L. D., 1941, *Zh. Eksp. Teor. Fiz.* **11**, 592.
- Landau, L. D. and E. M. Lifshitz, 1984, *Electrodynamics of Continuous Media* (Pergamon Press, Oxford).
- Landau, L. D. and E. M. Lifshitz, 1986, *Theory of elasticity* (Pergamon Press, Oxford), Ch. 2.
- Leggett, A. J. and S. Takagi, 1977, *Ann. Phys. (N. Y.)* **106**, 79.
- Lifshitz, E. M. and L. P. Pitaevskii, 1980, *Statistical Physics, Part 2* (Pergamon Press, New York), Ch. 7.
- Loss, D., P. Goldbart, and A. V. Balatsky, 1990, *Phys. Rev. Lett.* **65**, 1655.
- Lozovik, Yu. E. and V. I. Yudson, 1977, *Pis'ma Zh. Eksp. Teor. Fiz.* **25**, 18 [JETP Lett. **25**, 14].
- L'vov, V. S., 1994, *Wave Turbulence under Parametric Excitation* (Springer).
- Malozemoff, A. P. and J. C. Slonczewski, 1979, *Magnetic Domain Walls in Bubble Materials* (Academic Press, New York).
- Marigliano Ramaglia, V., D. Bercioux, V. Cataudella, G. De Filippis, C. A. Perroni, and F. Ventriglia, 2003, *Eur. Phys. J. B* **84**, 5868.
- Meier, F. and D. Loss, 2003, *Phys. Rev. Lett.* **90**, 167204.
- Meir, Y., Y. Gefen, and O. Entin-Wohlman, 1989, *Phys. Rev. Lett.* **63**, 798.
- Mills, D. L., 2007, *Phys. Rev. Lett.* **98**, 039701.
- Misirpashaev, T. Sh. and G. E. Volovik, 1992, *Zh. Eksp. Teor. Fiz.* **102**, 1197[Sov. Phys.–JETP **75**, 650].
- Murakami, S., 2005, *Adv. in Solid State Phys.* **45**, 197.
- Nikiforov, A. V. and E. B. Sonin, 1983, *Zh. Eksp. Teor. Fiz.* **85**, 642[Sov. Phys.–JETP **58**, 373].
- Nikuni, T., M. Oshikawa, A. Oosawa, and H. Tanaka, 2000, *Phys. Rev. Lett.* **84**, 5868.
- Poggio, M., C. L. Degen, H. J. Mamin, and D. Rugar, 2007, *Phys. Rev. Lett.* **99**, 017201.
- Qian, T.-Z., Y.-S. Yi, and Z.-B. Su, 1997, *Phys. Rev. B* **55**, 4065.

- Rabinovich, M. I. and D. I. Trubetskov, 1989, *Oscillations and Waves in Linear and Nonlinear Systems* (Springer).
- Radu, T., H. Wilhelm, V. Yushankhai, D. Kovrizhin, R. Coldea, Z. Tylczynski, T. Lühmann, and F. Steglich, 2005, Phys. Rev. Lett. **95**, 127202.
- Rashba, E. I., 2003, Phys. Rev. B **68**, 241315(R).
- Rashba, E. I., 2004, Physica E **20**, 189.
- Rashba, E. I., 2005, J. Supercond. **18**, 1137.
- Rashba, E. I., 2006, Physica E **34**, 31.
- Rezende, S. M. and N. Zagury, 1969, Phys. Lett. A **29**, 47.
- Rezende, S. M., 2009, Phys. Rev. B **79**, 060410(R).
- Rüegg, Ch., N. Cavadinl, A. Furrer, H.-U. Güdel, K. Krämer, H. Mutka, A. Wildes, K. Habicht, and P. Vorderwisch, 2003, Nature **423**, 62.
- Sablikov, V. A., A. A. Sukhanov, and Yu. Ya. Tkach, 2008, Phys. Rev. B **78**, 153302.
- Schmeltzer, D., A. Saxena, A. R. Bishop, and D. L. Smith, 2005, Phys. Rev. Lett. **95**, 066807.
- Schütz, F., M. Kollar, and P. Kopietz, 2003, Phys. Rev. Lett. **91**, 017205.
- Schütz, F., P. Kopietz, and M. Kollar, 2004, Eur. Phys. J. B **41**, 557.
- Schwarz, M. P., D. Grundler, I. Meinel, Ch. Heyn, and D. Heitmann, 2000, Appl. Phys. Lett. **76**, 3564.
- Sheng, J. S. and K. Chang, 2006, Phys. Rev. B **74**, 235315.
- Shevchenko, S. I., 1977, Fiz. Nizk. Temp **3**, 605 [Sov. J. Low Temp. Phys. **3**, 293].
- Shi, J., P. Zhang, D. Xiao, and Q. Niu, 2006, Phys. Rev. Lett. **96**, 076604.
- Sinova, J., D. Culcer, Q. Niu, N. A. Sinitsyn, T. Jungwirth, and A. H. MacDonald, 2004, Phys. Rev. Lett. **92**, 126603.
- Smirnov, S., D. Bercioux, M. Grifoni, and K. Richter, 2008, Phys. Rev. Lett. **100**, 230601.
- Snoke, D., 2006, Nature (London) **443**, 403.
- Sonin, E. B., 1977, Pis'ma Zh. Eksp. Teor. Fiz. **25**, 95 [JETP Lett. **25**, 84].
- Sonin, E. B., 1978a, Solid State Commun. **25**, 253.
- Sonin, E. B., 1978b, Zh. Eksp. Teor. Fiz. **74**, 2097[Sov. Phys.–JETP **47**, 1091].
- Sonin, E. B., 1979, Pis'ma Zh. Eksp. Teor. Fiz. **30**, 697 [JETP Lett. **30**, 662].
- Sonin, E. B., 1981, Phys. Lett. A **86**, 113.
- Sonin, E. B., 1982, Usp. Fiz. Nauk **137**, 267[Sov. Phys.–Usp. **25**, 409].

- Sonin, E. B., 1987a, Pis'ma Zh. Eksp. Teor. Fiz. **45**, 586 [JETP Lett. **45**, 747].
- Sonin, E. B., 1987b, Zh. Eksp. Teor. Fiz. **93**, 904[Sov. Phys.–JETP **66**, 509].
- Sonin, E. B., 1988, Zh. Eksp. Teor. Fiz. **94**, 100[Sov. Phys.–JETP **67**, 1791].
- Sonin, E. B., 2007a, Phys. Rev. B **76**, 033306; *Erratum*: Phys. Rev. B **77**, 039901(E) (2008).
- Sonin, E. B., 2007b, Phys. Rev. Lett. **99**, 266602.
- Sonin, E. B., 2008, Pis'ma Zh. Eksp. Teor. Fiz. **88**, 238 [JETP Lett. **88**, 205].
- Stern, A., 1992, Phys. Rev. Lett. **68**, 1022.
- Suhl, H., 1957, J. Phys. Chem. Solids **1**, 209.
- Sun, Q.-F., X. C. Xie, and J. Wang, 2007, Phys. Rev. Lett. **98**, 196801.
- Sun, Q.-F., X. C. Xie, and J. Wang, 2008, Phys. Rev. B **77**, 035327.
- Surovtsev, E. V. and I. A. Fomin, 2006, Pis'ma Zh. Eksp. Teor. Fiz. **83**, 479 [JETP Lett. **83**, 410].
- Surovtsev, E. V., 2007, J. Low Temp. Phys. **148**, 495.
- Tokatly, I. V., 2008, Phys. Rev. Lett. **101**, 106601.
- Trauzettel, B., P. Simon, and D. Loss, 2008, Phys. Rev. Lett. **101**, 017202.
- Tupitsyn, I. S., P. C. E. Stamp, and A. L. Burin, 2008, Phys. Rev. Lett. **100**, 257202.
- Valenzuela, S. O. and M. Tinkham, 2006, Nature **442**, 176.
- Volovik, G. E., 2008, J. Low Temp. Phys. **153**, 266.
- Vuorio, M., 1974, J. Phys. C **7**, 5.
- Vuorio, M., 1976, J. Phys. C **9**, 267.
- Wunderlich, J., B. Kaestner, J. Sinova, and T. Jungwirth, 2005, Phys. Rev. Lett. **94**, 047204.
- Zhang, S. and Z. Yang, 2005, Phys.Rev. Lett. **94**, 066602.
- Žutić, I., J. Fabian, and S. Das Sarma, 2004, Rev. Mod. Phys. **76**, 323.

Figures

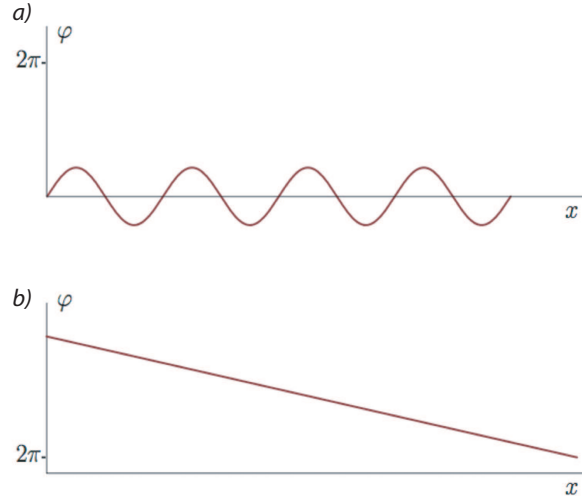


FIG. 1 Phase (inplane rotation angle) variation at the presence of mass (spin) currents. a) Oscillations in a sound (spin) wave). b) Stationary mass (spin) current.

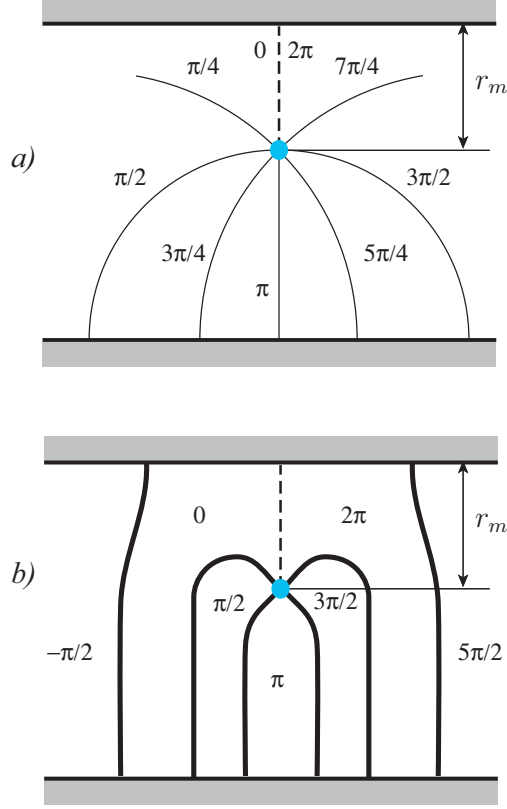


FIG. 2 Mass and spin vortices. a) Mass vortex or spin vortex in an easy-plane ferromagnet without inplane anisotropy. b) Spin vortex at small spin currents ($\langle \nabla \varphi \rangle \ll 1/l$) for four-fold inplane symmetry. The vortex line is a confluence of four 90° domain walls (solid lines).

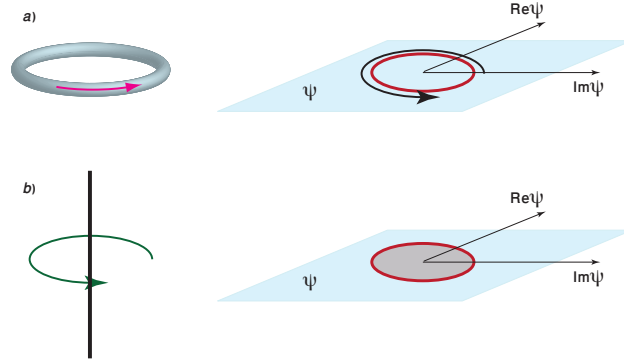


FIG. 3 Topology of the uniform mass current and the vortex states. a) The current state in a torus maps onto the circumference $|\psi| = |\psi_0| = \text{const}$ in the complex ψ -plane, where ψ_0 is the equilibrium order parameter wave function of the uniform state. b) The vortex state maps onto the circle $|\psi| \leq |\psi_0|$.

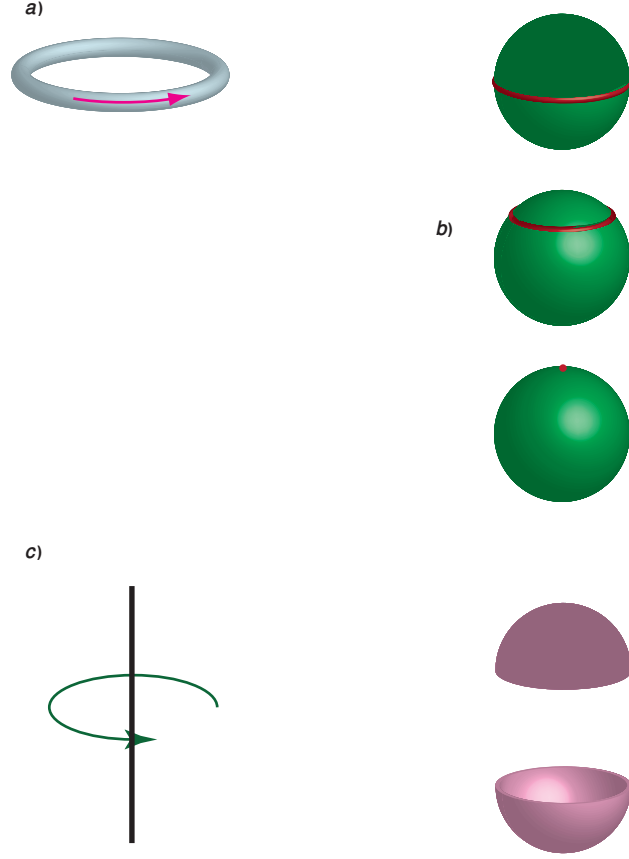


FIG. 4 Topology of the uniform spin current and the spin vortex states. a) The current state in a torus maps onto the equatorial circumference of the order parameter sphere $|\vec{M}| = \text{const.}$ b) Isotropic ferromagnet: continuous deformation reduces a circumference (current state) to a point (uniform current-free state). c) The spin vortex state maps onto either an upper or a lower half of the sphere $|\vec{M}| = \text{const.}$

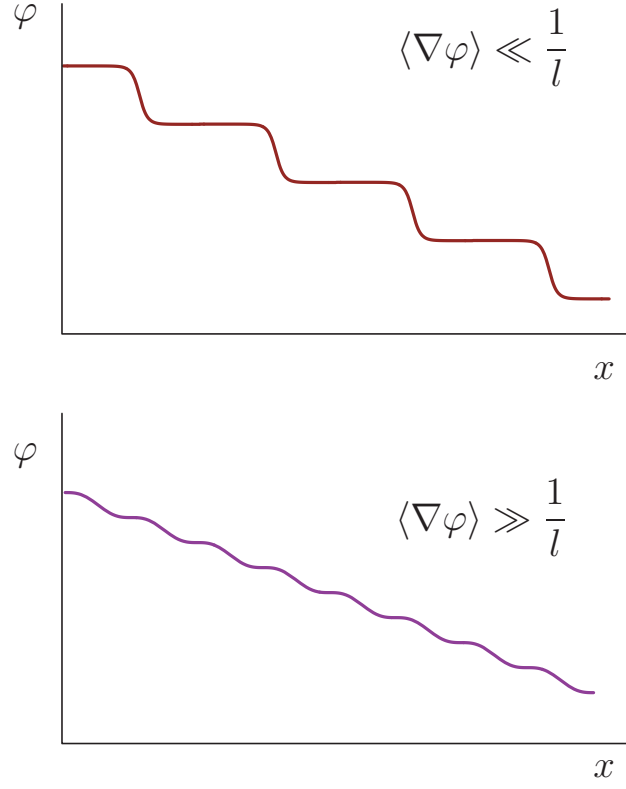


FIG. 5 The nonuniform spin-current states with $\langle \nabla \phi \rangle \ll 1/l$ and $\langle \nabla \phi \rangle \gg 1/l$.

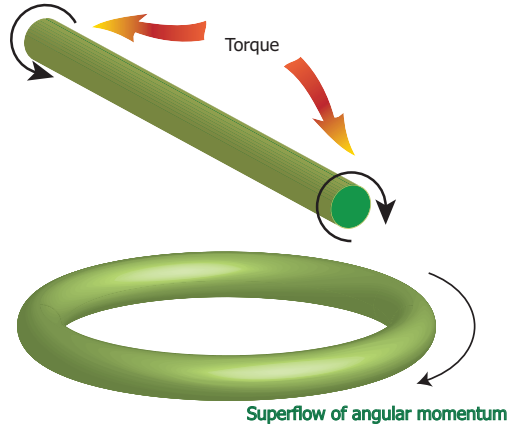


FIG. 6 Mechanical analogue of a persistent current: A twisted elastic rod bent into a closed ring. There is a persistent angular-momentum flux around the ring.

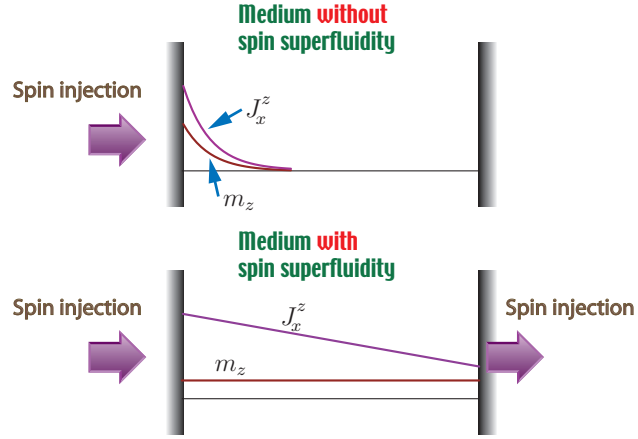


FIG. 7 Spin injection to a spin-nonsuperfluid and a spin-superfluid medium.

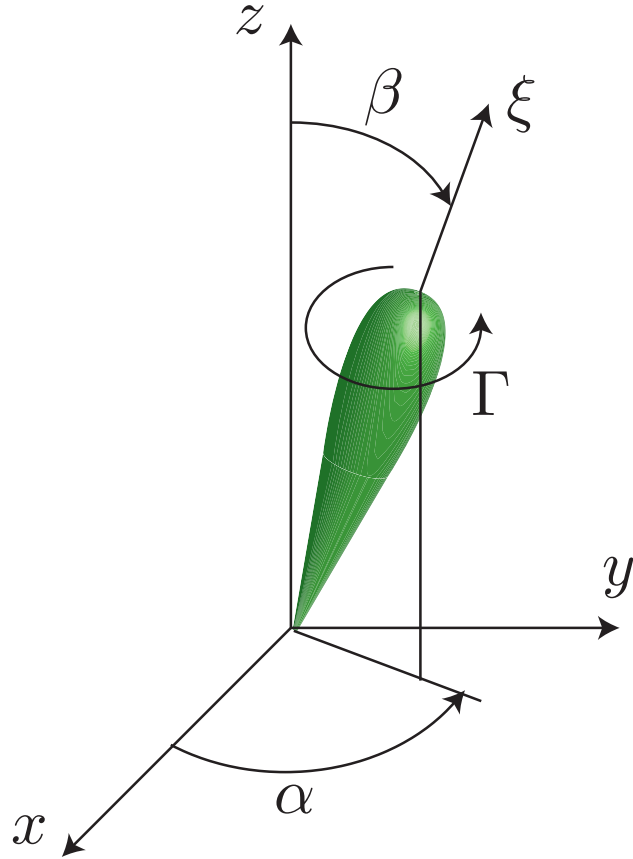


FIG. 8 Euler angles for spin precession in $^3\text{He-B}$. The rigid top presents the rigid spin order parameter structure controlled by large exchange energy.

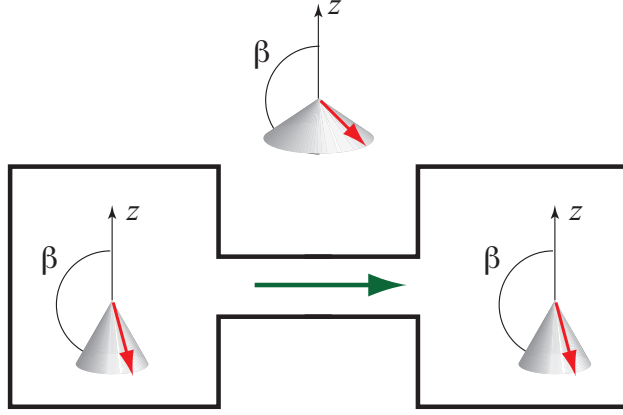


FIG. 9 Spin-precession transport through a channel connecting two chambers filled by HPD. The arrow shows the direction of the spin-precession current. The precession angle β in the channel is less than in the chambers (the analogue of the Bernoulli effect, see the text)

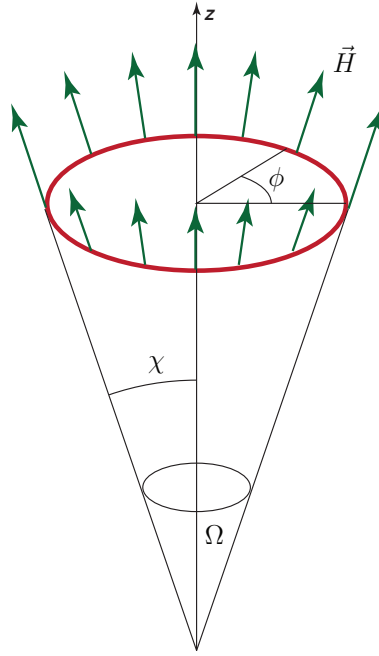


FIG. 10 A 1D ring in a crown-shape magnetic field. The solid angle Ω subtended by the spin parallel to \vec{H} determines the Berry phase $\Gamma = -\frac{1}{2}\Omega$.

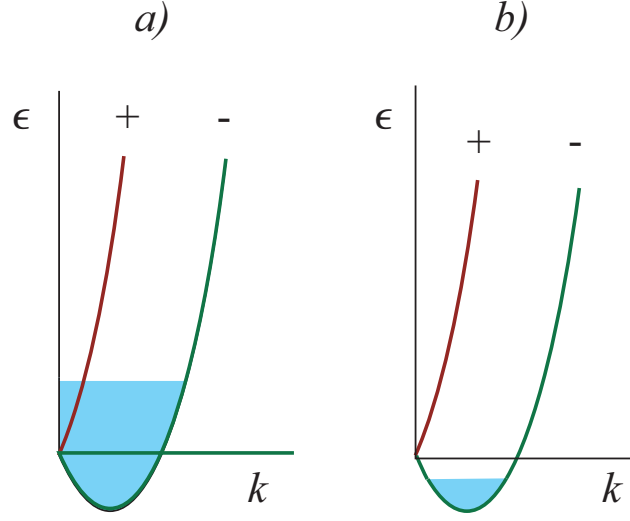


FIG. 11 The ground state of the Rashba medium. a) The case $k_m > \alpha$, the Fermi sea (shaded blue) fills the upper (+) and the lower (-) band. b) The case $k_m < \alpha$, the Fermi sea fills only the lower band.

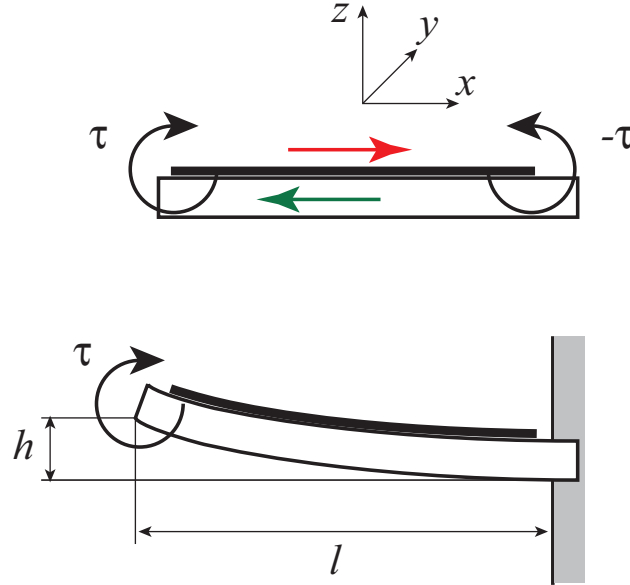


FIG. 12 The cantilever with the integrated Rashba medium (thick solid line) on it. (a) A rigid substrate. The red arrow (above the Rashba medium) shows the direction of the spin current. The green arrow (inside the substrate) show the direction of the orbital-moment current. The currents result in mechanical torques $\pm\tau$ at the edges of the substrate (b) The substrate is now a flexible cantilever. The edge torque at its free end leads to its displacement h .