

The lost dark matter in the Small Magellanic Cloud

Kenji Bekki^{1*} and Snežana Stanimirović²

¹*School of Physics, University of New South Wales, Sydney 2052, NSW, Australia*

²*Department of Astronomy, University of Wisconsin Madison, 6520 Sterling Hall 475 N, Charter Street Madison, WI 53706*

Accepted, Received 2005 February 20; in original form

ABSTRACT

We show that the mass (M_{dm}) and the mean density (ρ_{dm}) of the dark matter halo within the optical radius (~ 3 kpc) of the Small Magellanic Cloud (SMC) are unusually low, based on the high-resolution neutral hydrogen (HI) observations of the SMC. The estimated M_{dm} and ρ_{dm} are $7.5 \times 10^7 M_{\odot}$ and $6.7 \times 10^{-4} M_{\odot} \text{ pc}^{-3}$, respectively, for the V -band stellar-to-mass-to-light ratio (M_s/L_V) of 1. The maximum possible M_{dm} and ρ_{dm} are, however, $7.8 \times 10^8 M_{\odot}$ and $6.9 \times 10^{-3} M_{\odot} \text{ pc}^{-3}$, respectively, if we consider the possible uncertainties in M_s/L_V . These values are rather low, given that the total baryonic mass (i.e., gas and stars) of the SMC is $(1.6 - 2.4) \times 10^9 M_{\odot}$. We thus present two possible scenarios for the origin of the derived unusually low-mass and low-density halo of the SMC. One is that the dark matter halo of the SMC has the Burkert profile with a large core radius (> 1 kpc) (thus a low density) and a large mass ($M_{\text{dm}} > 3 \times 10^9 M_{\odot}$) so that most of the dark halo mass can be located outside the optical radius. In this scenario, the dark halo would have already lost a significant fraction of its original mass due to the strong tidal interactions with the Galaxy and possibly with the Large Magellanic Cloud (LMC). The other scenario is that the SMC is a “tidal dwarf” formed from tidal tails of merging or interacting luminous galaxies and thus has almost no dark matter halo. We show that the former scenario is more plausible and realistic, and thus suggest that the dark matter halo of the SMC is likely to have the initial total mass and core radius as large as, or larger than, $6.5 \times 10^9 M_{\odot}$ and 3.2 kpc, respectively. The observed high baryonic density of the SMC, relative to other dwarf irregular galaxies, implies its unique formation history. We discuss limitations of the present model in estimating the total mass of the SMC.

Key words: galaxies:dwarf – galaxies:structure – galaxies:kinematics and dynamics – galaxies:star clusters

1 INTRODUCTION

Observational studies of the neutral hydrogen (HI) gas in the Magellanic Clouds (MCs) have played a key role in the understanding of many aspects of their formation, such as the formation of the Magellanic Stream (MS; Mathewson et al. 1974; Putman et al. 1998), gaseous kinematics of the Large Magellanic Cloud (LMC; Staveley-Smith et al. 2003), and the formation of the Magellanic Bridge (MB; Muller et al. 2004). These observations furthermore have attracted much attention from theoretical studies of the roles of LMC-SMC interactions in the formation of the MS (e.g., Murai & Fujimoto 1980), the importance of the last strong LMC-SMC interaction in the formation of the peculiar HI morphology (Bekki & Chiba 2007), and the origin of the bifurcated kinematics in the

MB (e.g., Muller & Bekki 2007). Recent observations of the structural and kinematical properties of the HI gas in the SMC have provided valuable information on the mass distribution of the SMC (Stanimirović et al. 2004, S04).

One of intriguing results by S04 is that the HI gas in the SMC has rotational kinematics with the maximum circular velocity (V_c) of $\sim 60 \text{ km s}^{-1}$. This kinematics is in a striking contrast to the stellar kinematics with no or little rotation (e.g., Harris & Zaritsky 2006), which recently have led Bekki & Chiba (2008) to suggest that the SMC have experienced a major merger event long time ago. Another intriguing result in S04 is that $V_c \sim 60 \text{ km s}^{-1}$, corresponding to the total mass of $2.4 \times 10^9 M_{\odot}$, can be explained by the mass distribution of baryonic components (i.g., gas and stars) without a dark matter halo for the central 3 kpc. These properties certainly make the SMC a highly unusual dwarf galaxy. However, no detailed dynamical studies have been conducted to explain the origin of such unusual dark-matter halo.

* E-mail: bekki@phys.unsw.edu.au

Table 1. Parameter vales for the representative models.

Model ^a	i (°) ^b	M_s/L_V ^c	M_{dm} (M_\odot) ^d	r_0 (kpc) ^e	r_s (kpc) ^f	c ^g	Comments
NDM1	40	1.0	-	-	-	-	without dark matter halo
NDM2	30	1.0	-	-	-	-	lower inclination angle
NDM3	40	0.6	-	-	-	-	low M_s/L_V
B1	40	0.6	6.5	3.2	-	-	Burkert profile
B2	40	0.6	79.3	9.5	-	-	
NFW1	40	0.6	6.5	-	2.5	10	NFW profile
NFW2	40	0.6	6.5	-	5.1	5	
NFW3	40	0.6	79.3	-	17.7	5	

^a The mass model for the dark matter halo of the SMC: “NDM”, “B”, and “NFW” represent a model with no dark matter (or with no specific dark matter profiles considered), the Burkert profile for the radial density profile of the dark matter halo, and NFW one, respectively.

^b The inclination angles of the gas disk in the SMC.

^c The V-band stellar-to-mass-to-light-ratio.

^d The total mass of the dark matter halo in units of $10^9 M_\odot$.

^e The scale radius in the Burkert profile.

^f The scale radius in the NFW profile.

^g c ($= r_{\text{vir}}/r_s$) parameter in the NFW profile.

The purpose of this paper is thus to discuss the existence of dark matter within the central 3 kpc of the SMC, based on the detailed models for the mass distributions of the dark matter halo and the baryonic components. We derive the possible total mass (M_{dm}) and mean density (ρ_{dm}) of the dark matter halo within the optical radius of the SMC required to reproduce the observed HI rotation curve. We find that for a reasonable M_s/L_V , the derived M_{dm} and ρ_{dm} are unusually low. We therefore present two possible scenarios of the derived unusually low-mass and low-density dark matter halo, and discuss which interpretation is the most plausible and realistic. We suggest that the SMC is quite unique as a dwarf galaxy for its high baryonic density within its optical radius.

2 POSSIBLE TOTAL MASS AND MEAN DENSITY OF THE DARK MATTER HALO FROM OBSERVATIONS

We first derive the possible mass and density of the dark matter halo of the SMC from the observed rotation curve (S04) *without using models for the dark matter* in §2.1 and §2.2. We then try to find the density profile of the halo that can fit well to the observed rotation curve using some models predicted from previous theoretical studies in §3. Throughout this two-fold investigation, we consider that the observed rotation curve is true one of the SMC. We discuss limitations of the present study in interpreting the observed rotation curve (influences of the possible radial gas inflow in the shape of the rotation curve etc) in §2.3.

2.1 The observed rotation curve

Before discussing the possible total mass and density of the dark matter halo of the SMC, we firstly describe the observed radial profiles for the total mass (M) and the rotational velocity (V_c) of each component (e.g., gas and stars) within a distance (R) from the center of the SMC based on the results by S04.

As described in S04, the tilted-ring algorithm was used

to derive the HI rotation curve. Keeping the kinematic center fixed, and assuming an inclination angle of 40 degrees, the final rotation curves for the receding and approaching sides of the HI velocity field were derived. As the line-of-sight velocity dispersion in the SMC is high (mean value 22 km s⁻¹), the asymmetric drift correction was applied, resulting in the final rotation curve being higher by about 10 km/sec for $R > 0.5$ kpc than the observed one. In addition, to derive the deprojected rotation curve due to the HI gas alone, an exponential density law was assumed for the vertical HI disk distribution with a scale height of 1 kpc. The deprojected rotation curve due to the stellar component was derived from the surface brightness distribution at V-band. For full details please see S04.

Thus the circular velocity (V_c) at a given radius is a combination from dark matter ($V_{c,\text{dm}}$), stars ($V_{c,s}$), and gas ($V_{c,g}$). Fig. 1 shows derived radial profiles of M and V_c for the model with the most plausible value for inclination ($i = 40^\circ$), $M_s/L_V = 1$, and with no dark matter (referred to as “NDM” model from now on). One source of uncertainty that has not been taken into account previously is the inclination angle. S04 estimated i at each radius and found that the mean value of i is $40^\circ \pm 6^\circ$ within the central 2.3 kpc. After this radius i was found to rise slightly outward. We have hence assumed the observational error (Δi) in i (at a given R) $\Delta = 5^\circ$ and propagated this value to estimate the uncertainty in M and V_c (as shown in Fig. 1). Later, we investigate the models with different *mean* i to infer the minimum and maximum possible masses of the dark matter halo of the SMC within the central 3 kpc.

It is clear that the observed profiles are quite similar to the profiles for the total component (i.e., the combination of stars and gas), though M and V_c around $R = 1 - 2$ kpc for the total component are slightly smaller than the observed ones. Clearly, the observations can be well reproduced without invoking the dark matter halo for the optical radius of the SMC. There is only a slight difference between the total mass (M_t) and the dynamical mass estimated from V_c within the central 3 kpc. If this difference is due to the presence of the dark matter halo, the total mass (M_{dm}) and the mean

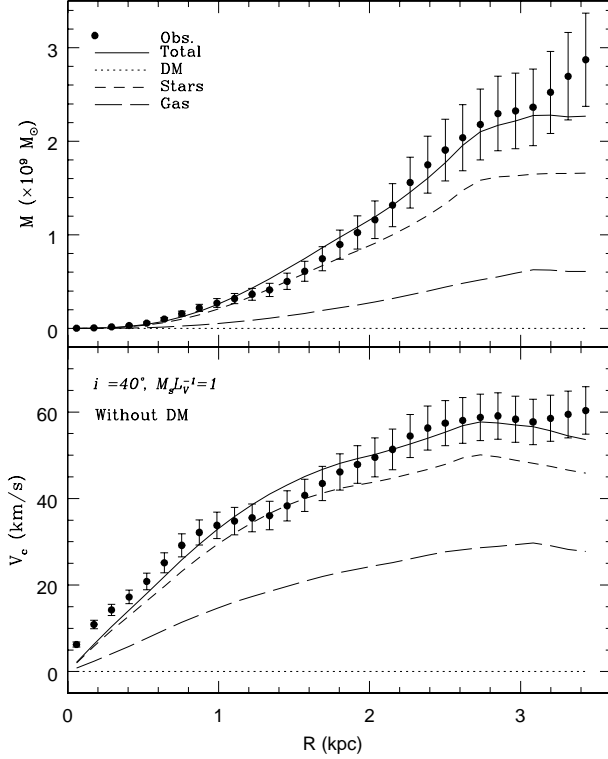


Figure 1. The total masses (M , upper) within R (where R is the distance from the center of the SMC) and circular velocities (V_c , lower) at R for all components (solid), dark matter (DM) one (dotted), stellar one (short-dashed), and gaseous one (long-dashed) in the model NDM1 without dark matter. Here the inclination angle i and the V -band stellar-to-mass-to-light-ratio (M_s/L_V) are 40° and 1.0, respectively. For comparison, the observed values are plotted by filled circles. Note that even without the dark matter halo of the SMC, the M - and V_c -profiles are well reproduced, which implies that the SMC can have no dark matter.

density (ρ_{dm}) within the central 3 kpc are $7.5 \times 10^7 M_\odot$ and $6.7 \times 10^{-4} M_\odot \text{ pc}^{-3}$, respectively.

What would be a reasonable value for M_s/L_V based on integrated optical colors? We use the formula described by Bell & de Jong (2001, BD01) and the observed colors of the SMC: $B - V (=0.41)$ and $B - R (=0.70)$. If we use the low metallicity models with $Z = 0.008$ in BD01, the most plausible M_s/L_V is about 1. However, M_s/L_V can range from 0.6 to 1.0 for different stellar population models and star formation histories (BD01, S04). The stellar population synthesis models for $[\text{Fe}/\text{H}] = -0.68$ and ages of 2 and 10 Gyr by Vazdekis et al. (1996) show $M_s/L_V = 1.09$ and 3.78, respectively. This means that M_s/L_V strongly depends on the luminosity-weighted age of the stellar populations. As it is observationally not clear what are the dominant ages of stellar populations, we assume that M_s/L_V is a free parameter in the present study.

2.2 Uncertainties in M_s/L_V and i

We now explore how M_s/L_V and i affect M_{dm} and ρ_{dm} . Generally, for a given M_s/L_V , $i < 40^\circ$ results in significantly larger M_{dm} and ρ_{dm} . We first calculate M_{dm} from the total mass (derived from the observed V_c at $R = 3$ kpc

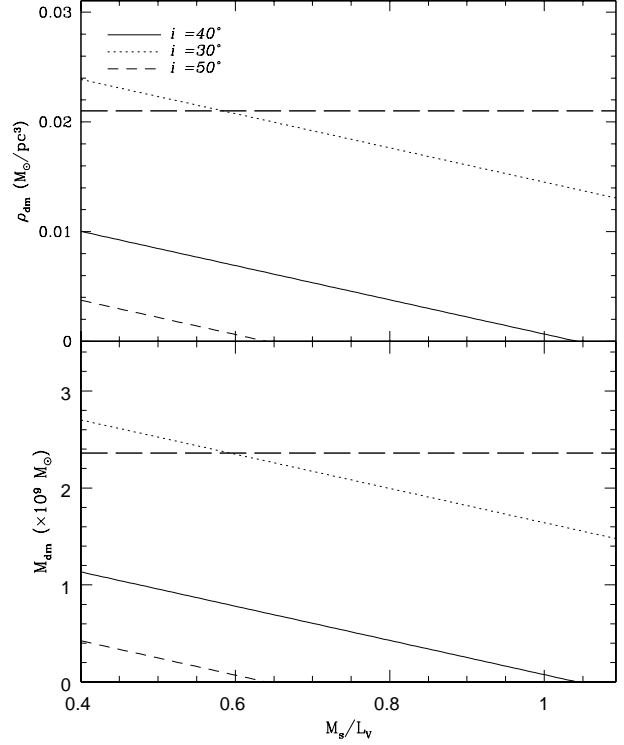


Figure 2. The mean density (ρ_{dm} , upper) and the total mass (M_{dm} , lower) of the dark matter halos within the central 3 kpc of the SMC as a function of M_s/L_V , for $i = 40^\circ$ (solid), $i = 30^\circ$ (dotted), and $i = 50^\circ$ (dashed). For comparison, the mean density (ρ_{dm}) and the total mass (M_{b}) for the baryonic component of the SMC for $M_s/L_V = 1$ are shown by dashed lines. This figure indicates the possible upper and lower masses of the SMC dark matter halo.

for a given i) and the observed gaseous (M_{g}) and stellar masses (M_{s}) for a given M_s/L_V : $M_{\text{dm}} = M - M_{\text{g}} - M_{\text{s}}$ so that no cold and warm gas possibly in the SMC's halo can be considered. We then estimate ρ_{dm} from the derived M_{dm} within the central 3 kpc of the SMC. Fig. 2 shows that M_{dm} and ρ_{dm} are significantly smaller than M_{b} (i.e., the total mass of the baryonic components including both gas and stars) and ρ_{b} (the mean density of the baryonic components), respectively, for a reasonable i ($= 40^\circ$) and $0.4 \leq M_s/L_V \leq 1.0$. Only if i is largely underestimated by $\sim 10^\circ$ in the observation by S04, M_{dm} and ρ_{dm} can be significantly large: the model NDM2 with $i = 30^\circ$ shows $M_{\text{dm}} = 1.6 \times 10^9 M_\odot$ and $\rho_{\text{dm}} = 0.015 M_\odot \text{ pc}^{-3}$. Since i is determined by the tilted ring algorithm at each R in S04, it is highly unlikely that i is underestimated by $\sim 10^\circ$ for the entire region of the SMC. We thus conclude that the larger M_{dm} due to the smaller i is highly unlikely.

The model NDM3 with $M_s/L_V = 0.6$ (i.e., minimum possible value) and $i = 40^\circ$ shows $M_{\text{dm}} = 7.8 \times 10^8 M_\odot$ and $\rho_{\text{dm}} = 6.9 \times 10^{-3} M_\odot \text{ pc}^{-3}$. M_{dm} and ρ_{dm} are smaller for a larger M_s/L_V : M_{dm} and ρ_{dm} are $4.3 \times 10^8 M_\odot$ and $3.8 \times 10^{-3} M_\odot \text{ pc}^{-3}$, respectively, for $M_s/L_V = 0.8$. The total mass of the dark matter halo within the optical radius of the SMC in the model NDM3 is, however, still low, given that the total baryonic mass of the SMC is $1.6 \times 10^9 M_\odot$. The SMC may well be a baryon-dominated dwarf galaxy. These results imply that only if the SMC is dominated by a very

young stellar population, and thus has a small M_s/L_V , the SMC can have a certain amount ($\sim 10^9 M_\odot$) of dark matter within its optical radius.

The stellar population synthesis models for $[\text{Fe}/\text{H}] = -0.68$ and a stellar age of 0.89 Gyr by Vazdekis et al. (1996) show $M_s/L_V = 0.58$. Therefore, the luminosity-weighted age of the SMC would need to be as young as 1 Gyr in order for the SMC to have a small $M_s/L_V \leq 0.6$, and thus contain dark matter within its optical radius. Since the SMC is observed to have older stellar populations such as RGB and AGB stars (e.g., Cioni et al. 2006) and show a long-term active star formation history (e.g., Harris & Zaritsky 2004), it is unlikely that the SMC is dominated by young stellar populations. However, it would be possible that the SMC can have a low M_s/L_V owing to the formation of very young stars in the last LMC-SMC interaction about 0.2 Gyr ago: previous simulations (e.g., Yoshizawa & Noguchi 2003; Bekki & Chiba 2007) showed that active star formation about 0.2 Gyr is possible in the SMC.

As a conclusion, the SMC can contain a certain amount of dark matter within its optical radius, if it has a significant fraction of young stellar populations and thus a small M_s/L_V (~ 0.6): M_{dm} and ρ_{dm} depend strongly on M_s/L_V such that they are both larger for smaller M_s/L_V for a given i . The SMC can hardly contain dark matter, if it is dominated by older stellar populations and thus has $M_s/L_V \geq 1$. In the next section, we discuss possible mass distributions for the SMC's dark matter halo that can be fitted to the observed V_c profile by assuming $M_s/L_V = 0.6$ (required to contain dark matter).

2.3 Limitations of the mass estimation

We have so far considered that the observed rotation curve is very close to the true one with some possible uncertainty of the disk inclination (i). It should be here stressed that the observed rotation curve can be slightly different from the true one owing to the possible non-circular flow of gas caused by the presence of a stellar bar in the SMC. The latest survey of 2046 red giant stars has suggested that the older stellar components of the SMC have a velocity dispersion (σ) of $\sim 27.5 \text{ km s}^{-1}$ and a maximum possible rotation of $\sim 17 \text{ km s}^{-1}$ (Harris & Zaritsky 2006). The older stars are observed to have a more regular distribution and appear to be a slightly flattened ellipsoid rather than a disk (e.g., Cioni et al. 2000). These implies that the SMC has a stellar spheroid rather than a rotating disk: the SMC is unlikely to have a bar composed of older stars. The lack of a stellar bar would not cause the non-circular motion of gas in the SMC and thus suggests that the observed rotation curve by S04 is highly unlikely to be influenced by the non-circular motion of gas due to the bar.

As discussed by S04, numerous expanding shells in the SMC can provide some non-circular motions and thus be the main reason for the possible non-perfect rotation curve of the SMC. S04 however considered this effect (i.e., introduction of velocity dispersion) by calculating the asymmetric drift correction. The last LMC-SMC tidal interaction about 0.2 Gyr can give tidal perturbation to the SMC and thus influence gas dynamics of the SMC in its outer part (Bekki & Chiba 2007). Although the outer part of gas ($3 < R < 5 \text{ kpc}$) can be stripped to form the Magellanic Bridge during the in-

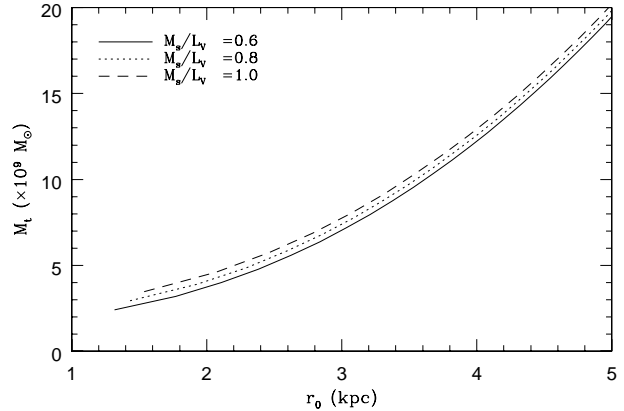


Figure 3. The relation between the core radius (r_0) of the SMC's dark matter halo described as the Burkert profile (B95) and the total mass of the SMC (M_t) for $M_s/L_V = 0.6$ (solid), $M_s/L_V = 0.8$ (dotted), and $M_s/L_V = 1.0$ (dashed).

teraction (e.g., Yoshizawa & Noguchi 2003; Muller & Bekki 2007), the inner part of the present SMC (i.e., 0.2 Gyr after the last interaction) can still show clear rotation. Therefore, if the disordered gas motion due to the last LMC-SMC interaction can influence the present mass estimation of the SMC from the observed rotation curve, the influence would be significantly small: a possible influence would be slight underestimation of the mass due to V_c smaller than the true value resulted from a higher velocity dispersion (caused by the last interaction) in the outskirts of the SMC.

3 THE MODELS FOR THE DARK MATTER HALO

3.1 The NFW profile

We now investigate the M - and V_c -profiles in the models with dark matter halos and $M_s/L_V = 0.6$. We choose $M_s/L_V = 0.6$ because we intend to estimate the *maximum possible mass* of the dark matter halo in the SMC for a given radial profile of the dark matter. We adopt the following two profiles for the radial density distribution of the dark matter halo of the SMC: the “NFW” profile with a central cusp predicted from hierarchical clustering scenarios based on the cold dark matter models (Navarro et al. 1995) and the “Burkert” profile with a flat “core” (Burkert 1995; B95).

The NFW profile is described as:

$$\rho_{\text{dm}}(r) = \frac{\rho_0}{(r/r_s)(1 + r/r_s)^2}, \quad (1)$$

where r , ρ_0 , and r_s are the distance from the center of the cluster, the central density, and the scale-length of the dark halo, respectively. The ratio of the virial radius (r_{vir}) and r_s is a parameter in the NFW profile and described as c . A dark matter halo with the total mass of $6.5 \times 10^9 M_\odot$ and $c = 10$ has $r_s = 2.5 \text{ kpc}$ and the virial velocity of 33 km s^{-1} in the NFW profile. The total mass in a NFW model is defined as the mass within r_{vir} in the present study.

3.2 The Burkert profile

The Burkert profile is described as:

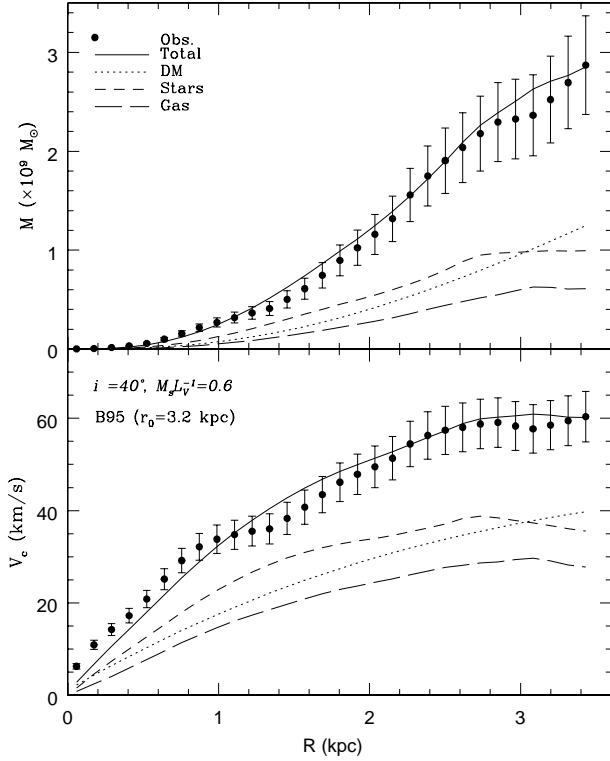


Figure 4. The same as Fig. 1 but for the model B1 in which the Burkert profile with $r_0 = 3.2$ kpc, $i = 40^\circ$, and $M_s/L_V = 0.6$ are adopted. M_{dm} and M_t are $6.5 \times 10^9 M_\odot$ and $8.1 \times 10^9 M_\odot$, respectively, in this model. Note that the Burkert profile with a large core radius can well reproduce the slowly rising V_c profile.

$$\rho_{\text{dm}}(r) = \frac{\rho_{\text{dm},0}}{(r + r_0)(r^2 + r_0^2)}, \quad (2)$$

where $\rho_{\text{dm},0}$ and r_0 are the central dark matter density and the core (scale) radius, respectively. In the Burkert profile (B95), a relation between the total mass within the core (M_0) and r_0 is described as:

$$M_0 = 7.2 \times 10^7 \left(\frac{r_0}{1 \text{ kpc}} \right)^{-7/3} M_\odot. \quad (3)$$

The virial radius (R_h) and the total mass of the dark matter halo in this profile are equal to $3.4 \times r_0$ and $5.8 \times M_0$, respectively. Therefore the total mass of the dark matter halo within R_h in the SMC can determine the core radius (r_0). Fig. 3 shows a relation between r_0 and M_t ($= M_{\text{dm}} + M_b$) derived from the equation (3) for three different M_s/L_V . The parameter values (e.g., r_s and r_0) of models that are investigated in detail are summarized in the Table 1.

The tidal radius of the SMC is about 5 kpc (Gardiner & Noguchi 1996) so that the shape of the dark matter halo can keep its (assumed) spherical shape within the central 3 kpc after the LMC-SMC interaction. Therefore, the assumed spherically symmetric distribution of the dark matter halo in both the NFW and Burkert profiles can be regarded as reasonable even for the SMC about 0.2 Gyr after the last strong interaction with the LMC.

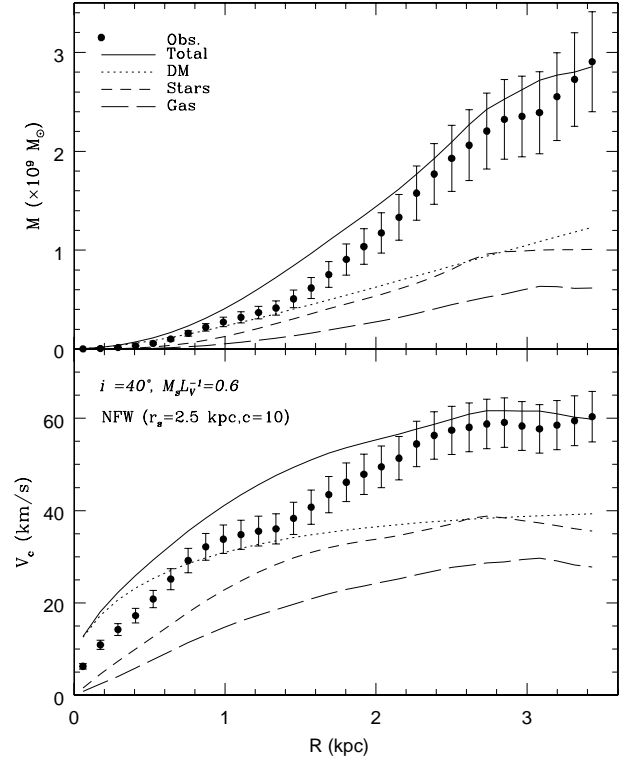


Figure 5. The same as Fig. 1 but for the model NFW1 in which the NFW profile with $r_s = 2.5$ kpc and $c = 10$, $i = 40^\circ$, and $M_s/L_V = 0.6$ are adopted. M_{dm} and M_t are exactly the same as those used in the Burkert one shown in Fig. 4. Note that the fit of the NFW profile to the observation is worse than the Burkert profile in Fig. 4, though the NFW profile can better reproduce the V_c profile in the outer part ($R \sim 3$ kpc).

3.3 Comparison with observations

Fig. 4 shows that the model B1 having the Burkert profile with $M_{\text{dm}} = 6.5 \times 10^9 M_\odot$ and $r_0 = 3.2$ kpc (i.e., $M_t = 8.1 \times 10^9 M_\odot$ and $R_h = 11.0$ kpc) can well reproduce observations in terms of both (i) the slowly rising V_c profile in the inner part ($R < 2$ kpc) and (ii) the maximum V_c (~ 60 km s $^{-1}$). The total mass of the dark matter halo within 3 kpc is about $10^9 M_\odot$, which is still smaller than the total baryonic mass. These results imply that the SMC can have a large core in the mass distribution of the dark matter halo. We confirm that more massive models (e.g., B2) with larger r_0 can also reproduce well the observed V_c profile.

Fig. 5 shows the simulated V_c as a function of R for the model NFW1 having the NFW profile with $c = 10$, $r_s = 2.5$, and M_{dm} being exactly the same as that used in the Burkert profile shown in Fig. 4. It is clear that although the NFW profile can reproduce the maximum V_c around $R \sim 3$ kpc, it can not fit to the observed V_c profile as well as the Burkert one. In particular, in the central region ($R < 2$ kpc) the simulated profile is systematically well above the observed data points. The higher mass-density in the inner region of the dark matter halo described in the NFW profile is responsible for this discrepancy. These results imply that the NFW profile with reasonable model parameters are highly unlikely to reproduce the observations.

It should be however stressed that an unusually low-density (i.e., smaller c), high-mass dark matter models with

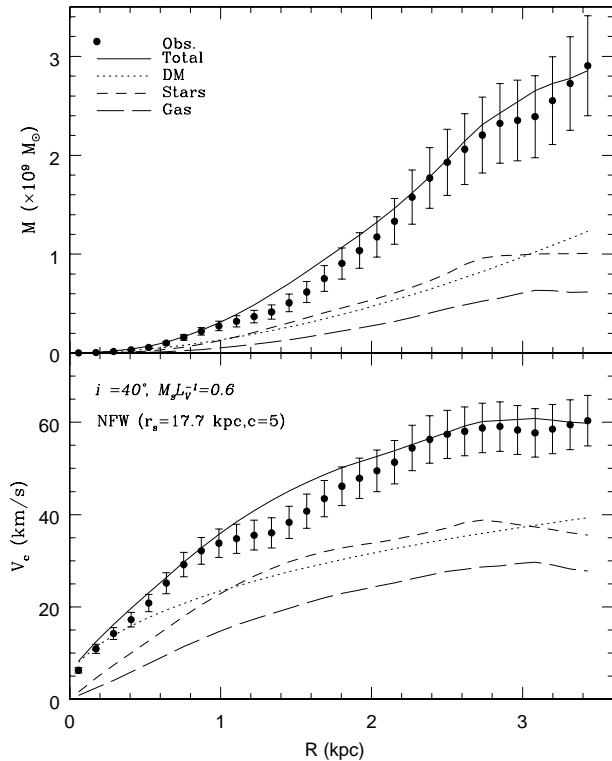


Figure 6. The same as Fig. 1 but for the model NFW3 in which the NFW profile with $r_s = 17.7$ kpc and $c = 5$, $i = 40^\circ$, and $M_s/L_v = 0.6$ are adopted. In this model, unusually large mass and low density of the dark matter halo for the SMC are assumed just for comparison with the results shown in Fig. 4 and 5.

the NFW profile can reproduce the observations as well as the Burkert profiles. For example, the simulated V_c profile in the model NFW2 with $M_{\text{dm}} = 6.5 \times 10^9 M_\odot$, $c = 5$, and $r_s = 5.1$ kpc can be well consistent with the observations. Fig. 6 shows the simulated V_c profiles for the model NFW3 with $M_{\text{dm}} = 7.9 \times 10^{10} M_\odot$, $c = 5$, and $r_s = 17.7$ kpc. In this extreme example with a low-density dark matter halo, the observations can be well reproduced, although it is unlikely that the mass of the SMC is much larger than that of the LMC ($\sim 2 \times 10^{10} M_\odot$) that was previously considered to form a binary with the SMC (e.g., Murai & Fujimoto 1980).

These results imply that the Burkert profile is better than the NFW one in terms of reproducing HI rotation curve in the SMC. Although these results do not rule out the NFW profile for the distribution of the dark matter halo of the SMC, the observed low-density dark matter halo (or large central concentration of the baryonic components) needs to be explained in the context of hierarchical clustering scenarios. If, however, the SMC has such a large initial mass of $M_{\text{dm}} = 7.9 \times 10^{10} M_\odot$, as shown in Fig. 6, then our views of the formation and evolution processes in the Magellanic system can be dramatically changed.

4 DISCUSSION

4.1 A tidal dwarf ?

The present study has shown that if the SMC has a significant mass fraction of younger stellar populations, and

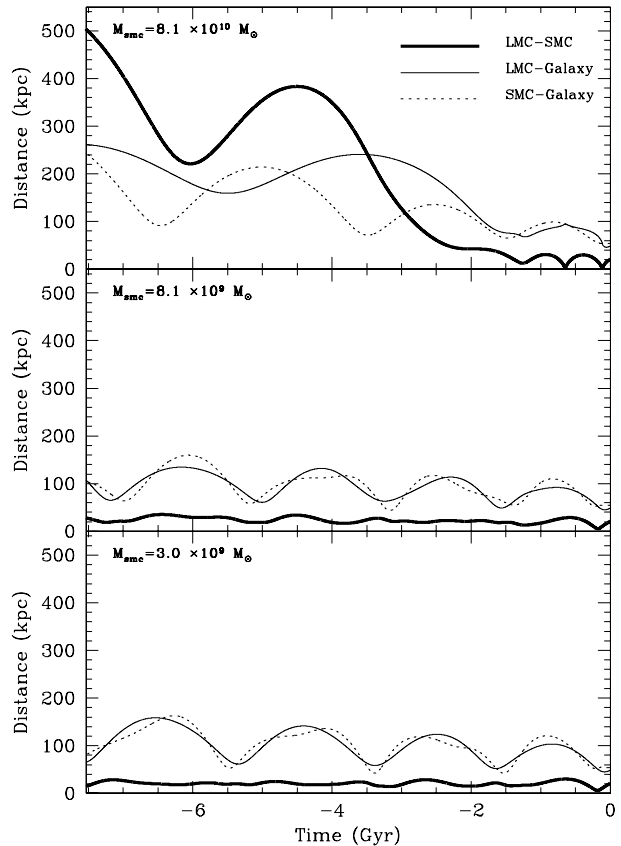


Figure 7. Orbital evolution of the MCs for $M_{\text{smc}} = 8.1 \times 10^{10} M_\odot$ (top), $M_{\text{smc}} = 8.1 \times 10^9 M_\odot$ (middle), and $M_{\text{smc}} = 3.0 \times 10^9 M_\odot$ (bottom). The time evolution of distances between MCs (thick solid), the LMC and the Galaxy (thin solid), and the SMC and the Galaxy (dotted) are separately shown. Here the total mass of the LMC is assumed to be $2.0 \times 10^{10} M_\odot$.

thus a rather small M_s/L_v (~ 0.6), it can contain a certain amount ($\sim 10^9 M_\odot$) of dark matter with M_{dm} depending on M_s/L_v . The mass profile of the dark matter halo is easiest described by the Burkert profile with the large core radius so that the observed rotation curve can be well reproduced. The present study also has shown that if the SMC has a reasonable M_s/L_v (~ 1) for its optical colors, it can hardly contain dark matter: the SMC is a purely baryon-dominated dwarf, at least, within its optical radius.

Thus the present study suggests the following two scenarios: (i) the low-density dark matter scenario (referred to as the LDM just for convenience from now on) and (ii) the tidal dwarf one (TD). In the LDM scenario, the SMC was born as a more massive galaxy embedded in a dark matter halo with a large core radius so that the central part, which can be observed now, is composed mostly of gas and stars. In the TD scenario, the SMC is a “tidal dwarf” formed from tidal tails of merging or interacting luminous galaxies (e.g., Duc et al. 2000) and thus has almost no dark matter halo. Given that the total masses estimated by HI observations (S04) and stellar kinematics of RGB stars (Harris & Zaritsky 2006) are consistent with each other, there appears to be little uncertainty in mass estimations of the SMC. This means that the SMC can have no dark matter as long as it has a reasonable M_s/L_v of ~ 1 .

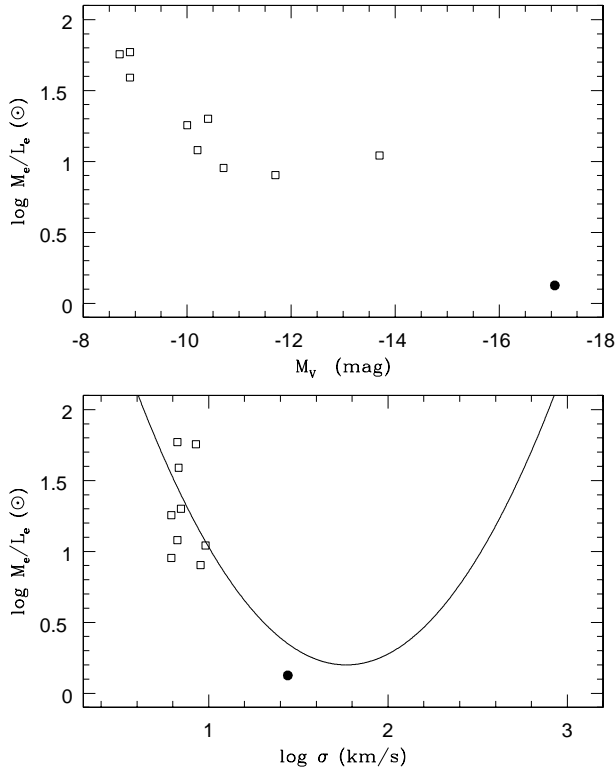


Figure 8. The dependences of M_e/L_V on M_V (upper) and on σ (lower) within effective radii for the dwarfs in the Local group (open squares) and the SMC (filled circles). Here M_e and σ represent the total masses (including dark matter halos) within effective radii and velocity dispersions for dwarfs, respectively. Here the observational results by Mateo (1997) are used and the solid line in the lower panel is from Zaritsky et al. (2006).

While the TD scenario appears promising, it has the following three potentially serious problems in terms of self-consistency with other observations. Firstly, the existence of the host galaxy of the SMC, which corresponds to an interacting or merging luminous galaxy, is not clear. The baryonic component of the host galaxy needs to be more than ten times more massive than the SMC to form a TD as massive as the present SMC (for example, like NGC 2992/93 in Duc et al. 2000). Therefore the host galaxy should have the *baryonic* mass of at least $3 \times 10^{10} M_\odot$. Obviously, the Galaxy and the M31 are the possible candidates in this respect, however, there is no evidence of the past tidal interactions between the two now separated ~ 760 kpc from each other.

Secondly, it is not so clear how the SMC can have both older stellar populations (e.g. RGB and AGB stars) and younger ones, if the SMC was formed as a TD. Tidal dwarfs are formed as young objects pulled from gas-rich disk components (Duc et al. 2000) and are dominated by young stellar populations. The fact that the SMC has a large number of AGB and RGB stars (e.g., Cioni et al. 2006) therefore can be seriously inconsistent with the TD scenario. If the tidal interaction and merging leading to the TD formation could happen at a very high redshift, and if the developed TD can continue to have active star formation since its formation, the above inconsistency would not be a serious problem. In this case, however, two massive galaxies need to have al-

ready formed before their interaction and merging at a very high redshift.

Thirdly, it is unclear how the observed spherical shape and kinematics of older stars in the SMC with little or no rotation (e.g., Harris & Zaritsky 2006) can be explained by the TD scenario. TDs are supposed to originate from *rotating stellar and gaseous disks*. Dynamical relaxation during the formation processes of TDs needs to play a key role in transforming an initial disk distribution into a spherical one with no or little rotation. Currently we have no clear solutions to the above-mentioned three problems related to the TD scenario. We thus suggest that the TD scenario is possible, yet unlikely for the formation of the SMC.

4.2 A massive past of the SMC

If the LDM scenario is more reasonable and realistic for the observed low-mass and low-density of the dark matter halo of the SMC, then this scenario has the following four implications. Firstly, the SMC could have lost most of its original mass through tidal interactions with the Galaxy and the LMC owing to the extended initial distribution of the dark matter halo. Essentially, the present-day SMC is a stripped core of an initially much larger galaxy. The SMC's tidal radius (r_t) against the Galaxy can range from 5 kpc to 7.5 kpc for the total mass (M_t) of $3 - 10 \times 10^9 M_\odot$ (see the formula for the mass estimate in Gardiner & Noguchi 1995). Therefore R_h (11 kpc) for the SMC with $M_{\text{dm}} = 6.5 \times 10^9 M_\odot$ is significantly larger than r_t , which means that the SMC could have lost all components outside r_t owing to tidal stripping. The stripped matters may well be now observed as the MS, the MB, and the stream of dark matter in the outer halo of the Galaxy.

Secondly, the SMC could have much more strongly influenced the LMC owing to its larger mass, in particular, for the last 3 Gyrs. The previous models assumed that $M_t \sim 3 \times 10^9 M_\odot$ (e.g., Gardiner & Noguchi 1995; Yoshizawa & Noguchi 2003; Bekki & Chiba 2005, BC05), which thus would have underestimated gravitational influences of the SMC on the LMC. Thirdly, the SMC may well initially have a larger amount of HI gas owing to its large total mass. The total gas mass of the SMC in previous MS models is limited to less than $10^9 M_\odot$ owing to the adopted models with smaller M_t (e.g., Yoshizawa & Noguchi 2003). This limitation was responsible for the less consistent model for the total mass of the MS and the MB (Yoshizawa & Noguchi 2003). Thus if future theoretical works adopt a more massive SMC model, they will much more consistently explain the observed total mass ($> 10^9 M_\odot$) of the MS and the MB.

Fourthly, future orbital evolution models for the MCs would need to be revised significantly by considering the possible large total mass of the SMC. Since the orbital evolution of the MCs, which strongly depends on the mass of the SMC, is the most important ingredient for the formation of the MS and the MB (e.g., Yoshizawa & Noguchi 2003; Muller & Bekki 2007), the models with larger M_t can describe the formation processes in a quite different manner: future theoretical works on the MS and MB formation need to investigate models with a larger initial mass of the SMC.

In order to illustrate how the orbital evolution of the MCs can be changed owing to a larger mass of the SMC, we investigate the evolution based on the same orbital evolu-

tion model used in previous works (e.g., BC05): the adopted initial parameters on initial positions and velocities of the MCs and the gravitational potential of the Galaxy are exactly the same as those in BC05. Fig. 7 shows the orbital evolution of the MCs for the models in which (i) the methods to model orbital evolution of the MCs are the same as those used in BC05 as “no dynamical friction”, and (ii) M_t ($= M_{\text{smc}}$) is equal to or much larger than that used in BC05 ($3 \times 10^9 M_\odot$). It is clear from this figure that even if dynamical friction between the MCs is not included, the MCs can not keep their binary status for more than a few Gyr in the model with large M_t . We confirm that if the SMC has $M_t > 1.5 \times 10^{10} M_\odot$, the MC can not keep its binary status for more than 4 Gyrs.

If dynamical friction between the MCs can be effective, the MCs can not keep their binary status for more than 4 Gyrs even for $M_t = 3 \times 10^{10} M_\odot$ (BC05): the more massive SMC suggested in the present study is highly unlikely to be coupled with the LMC for more than 4 Gyrs. Furthermore, the evolution processes (e.g., star formation history) of the SMC can be significantly different in the models with larger M_t owing to the stronger self-gravity of the SMC against tidal perturbations from the Galaxy and the LMC. Thus HI observations on the mass distribution of the SMC (e.g., S04) may well change significantly views about formation and evolution of the MCs.

Sofue (1998) analyzed the rotation curve profile of M82 and found that the profile declines in a Keplerian fashion outside 200 pc. He thus suggested that (i) a significant amount of mass is missing in the outer part of M82 and (ii) tidal stripping due to past tidal interaction between M81 and M82 is responsible for the missing mass. These results by Sofue (1998) and the present ones suggest that the SMC would be the second case of low-mass galaxies that have lost a significant fraction of their original masses. A significant difference between these two galaxies is that the rotation curve of the SMC is not observed to show a decline in a Keplerian fashion even for the outer part.

4.3 The closest dIrr or dSph with a flat DM core

The present study has first suggested that the dark matter halo of the SMC has a flat core well described by the Burkert profile rather than the NFW one: the SMC can be the nearest example of dIrr’s (or dSph’s) in which the NFW profiles are hard to fit to HI rotation curves. It should be however stressed that Valenzuela et al. (2007) have recently suggested a possibility of a large underestimate of the HI rotational velocity in the central 1 kpc region of two dwarf galaxies due to noncircular motions. Since Valenzuela et al. (2007) adopted rotating disk models for their investigation, their results can not be applied directly to the SMC which has no evidence of stellar rotation (Harris & Zaritsky 2006).

However, if the last close LMC-SMC interaction (Bekki & Chiba 2007) could cause the radial flow of HI gas and thus the noncircular motions, then the observed V_c in S04 could be underestimated. If this is the case, the NFW profile with a cuspy core would be still possible. The present models are not based on numerical simulations of HI gas in the SMC thus can not allow us to make it clear whether the underestimation of circular velocities suggested by Valenzuela et al. (2007) is equally possible in the gas disk of the

SMC interacting with the Galaxy and the LMC. We plan to discuss this problem in our future paper in which the HI rotation curve of the SMC will be constructed based on hydrodynamical simulations of the SMC evolution.

The derived small mass of the dark matter halo within the optical radius of the SMC suggests that the SMC is a baryon-dominated galaxy. This strong central concentration of baryonic components in the SMC also suggests that the formation history of the SMC can be significantly different from that of other dIrr’s dominated by dark matter halos. Fig. 8 shows how unique the SMC is by comparing the location of the SMC and dwarfs in the Local group on the $M_V - M_e/L_V$ plane and $\sigma - M_e/L_V$ one, where M_e and σ represent the total masses (including dark matter halos) within effective radii and velocity dispersions, respectively. Although the SMC has much lower M_V/M_e in comparison with other dwarfs in the Local group, it is possible that M_V/M_e is not so low for a luminous dwarf population (i.e., more luminous dwarfs can have lower M_V/M_e ; see Zaritsky et al. 2006).

If the SMC really has a very low-density dark matter halo and thus a strong concentration of its baryonic components within the central 3kpc, then the origin of this unique nature of the SMC needs to be understood. Efficient transfer of gas to the central regions of galaxies and the resultant starbursts there in galaxy merging (e.g., Mihos & Hernquist 1995) may significantly increase the baryonic fractions of merger remnants. Recently, Bekki & Chiba (2008) have suggested that the SMC was formed from merging of two gas-rich dIrr’s with extended HI gas very long time ago. Therefore, the observed large fraction of baryonic component in the SMC can be due mainly to the past major merger event that formed the SMC. Thus the observed HI kinematics of the SMC can provide unique insights into the formation history of the SMC.

4.4 Stronger constraints on the mass of the SMC from future observations

One of potential problems in estimating the mass of the SMC based on the observed V_c profile is that we can underestimate significantly the SMC’s inclination angle (e.g., by 20 degrees in i). The HI distribution and kinematics are highly disturbed by numerous expanding shells (S04), making a more accurate estimate of the inclination angle very difficult. A significant underestimate of the inclination angle, although highly unlikely, would result in a larger total mass of the SMC within the central 3 kpc (e.g., $5.3 \times 10^9 M_\odot$ for the true V_c of 80 km s^{-1}). Therefore, future observations of the distribution and radial velocities of a large number of older stars (e.g., RGB and AGB stars) are very important to derive the mass of the SMC independently from the HI observations (S04).

Although the present study has shown that the SMC can have a small amount of dark matter within the central 3 kpc, the detailed profile of the dark matter distribution in the SMC has not been determined. The observed V_c profile within the central 3 kpc alone does not allow us to distinguish between the Burkert model with $M_t \sim 6.5 \times 10^9 M_\odot$ and a very massive Burkert (or even NFW) profile with $M_t > 10^{10} M_\odot$. The mass profile of the SMC at $R > 3 \text{ kpc}$, where less massive models can show almost flat V_c profiles,

need to be observationally investigated to provide stronger constraints on the distribution of the dark matter halo in the SMC.

Noël & Gallart (2007) have recently found intermediate-age and old stars belonging to the SMC but being located 6.5 kpc from the SMC center. This suggests that the SMC stellar population may be more massive than previously thought. Future spectroscopic observations of radial velocities of the stars in the outer halo will enable us to derive the mass profile for the outer regions of the SMC and thus to better constrain the radial mass profile of the dark matter halo. The ongoing VMC project (the VLT VISTA near-infrared YJK_s survey for the MCs), combined with other large projects, will soon provide structural and kinematical data sets for the outer regions of the SMC (e.g., Cioni et al. 2007). We plan to discuss the entire mass profile of the dark matter halo of the SMC based both on these ongoing observations and previous HI observations (S04) in our future papers.

5 CONCLUSIONS

We have investigated the mass (M_{dm}) and the mean density (ρ_{dm}) of the dark matter halo within the optical radius (~ 3 kpc) of the SMC based on the high-resolution HI observations of the SMC. Although there are some limitations of the present models in estimating the total mass of the SMC solely from the observed HI rotation curve by S04, we have tried to derive the mass and best possible dark matter models. The results and their implications are described as follows.

(1) The estimated M_{dm} and ρ_{dm} are $7.5 \times 10^7 M_{\odot}$ and $6.7 \times 10^{-4} M_{\odot} \text{ pc}^{-3}$, respectively, for the V -band stellar-to-mass-to-light ratio (M_s/L_V) of 1. The maximum possible M_{dm} and ρ_{dm} for a low M_s/L_V ($=0.6$) are $7.8 \times 10^8 M_{\odot}$ and $6.9 \times 10^{-3} M_{\odot} \text{ pc}^{-3}$, respectively. These values are rather low, given that the total baryonic mass (i.e., gas and stars) of the SMC is $(1.6 - 2.4) \times 10^9 M_{\odot}$.

(2) The LDM and TD scenarios are therefore proposed for the origin of the unusually low-mass and low-density dark matter halo of the SMC. In the LDM scenario, the dark matter halo of the SMC has both an unusually large core radius (thus a low density) and a large mass. In this scenario, the dark halo would have already lost a significant fraction of its original mass owing to the strong tidal interactions with the Galaxy and the LMC. In the TD scenario, the SMC is a tidal dwarf formed from tidal tails of merging or interacting luminous galaxies and thus has no dark matter halo.

(3) The LDM scenario is more plausible and realistic than the TD one, because the TD scenario has difficulties in explaining several other observational properties of the SMC. The dark matter halo of the SMC is likely to have the initial total mass of $M_{\text{dm}} \sim 6.5 \times 10^9 M_{\odot}$ and the core radius of $r_0 \sim 3.2$ kpc, which means that the SMC could be much more massive than what was previously thought. If the LDM scenario is correct, then the SMC needs to have a significant fraction of younger stellar populations (thus a low M_s/L_V) so that it can contain a certain amount of dark matter within the central 3 kpc.

(4) The Burkert profile can fit better the observed HI rotation curve of the SMC than the NFW profile for a reasonable M_{dm} and M_s/L_V . However the NFW profiles

with low-densities, small c (~ 5), and large total masses ($M_{\text{dm}} > 10^{10} M_{\odot}$) can be also fit well the observations, though such low-density NFW profiles are highly unlikely for low-mass dwarfs like the SMC. The SMC can be the closest example among dIrr's in which rotation curves are difficult to fit to the mass profiles of dark matter halos predicted by hierarchical clustering models.

(5) Orbital evolution models of the SMC and the LMC, on which formation models of the MS and the MB are based, would need to be revised by considering the derived much larger total mass of the SMC. The observed large concentration of the baryonic components in the SMC is due to its unique formation history and is very different from those of other dIrr's.

ACKNOWLEDGMENTS

We are grateful to the anonymous referee for valuable comments, which contribute to improve the present paper. K.B. acknowledges the financial support of the Australian Research. The model calculation and analysis reported here were carried out on SGI supercomputers at Australian Partnership for Advanced Computing (APAC) in Australia for our research project.

REFERENCES

- Bekki, K., Chiba, M., 2005, MNRAS, 356, 680 (BC05)
- Bekki, K., & Chiba, M., 2007, PASA, 24, 21
- Bekki, K., Chiba, M., 2008, ApJL, 679, 89
- Bell, E. F., de Jong, R. S., 2001, ApJ, 550, 212
- Braun, R., Thilker, D. A., 2004, A&A, 417, 421
- Burkert, A., 1995, ApJ, 447, L25 (B95)
- Cioni, M.-R. L., Habing, H. J., Israel, F. P., 2000, A&A, 358, L9
- Cioni, M.-R. L., Girardi, L., Marigo, P., Habing, H. J., 2006, A&A, 448, 77
- Cioni et al., 2007, submitted to PASA, preprint (astro-ph/07103706).
- Duc, P.-A., Brinks, E., Springel, V., Pichardo, B., Weilbacher, P., Mirabel, I. F., 2000, AJ, 120, 1238
- Gardiner, L. T. & Noguchi, M., 1996, MNRAS, 278, 191
- Harris, J., Zaritsky, D., 2004, AJ, 127, 1531
- Harris, J., Zaritsky, D., 2006, AJ, 131, 2514
- Mateo, M., 1997, in ASP Conf. Ser. 116, The Nature of Elliptical Galaxies, ed. M. Arnaboldi, G. S. Da Costa, & P. Saha (San Francisco: ASP), 259
- Mathewson, D. S. Cleary, M. N., Murray, J. D., 1974, ApJ, 190, 291
- Mihos, J. C., Hernquist, L., 1996, ApJ, 464, 641
- Muller, E., Stanimirović, S., Rosolowsky, E., Staveley-Smith, L., 2004, ApJ, 616, 845
- Muller, E., & Bekki, K. 2007, MNRAS, 381, L11
- Murai, T. Fujimoto, M., 1980, PASJ, 32, 581
- Navarro, J. F., Frenk, C. S., White, S. D. M., 1996, ApJ, 462, 563 (NFW)
- Noël, N. E. D., & Gallart, C., 2007, ApJ, 665, 23
- Putman, M. E., et al., 1998, Nature, 394, 752
- Sofue, Y., 1998, PASJ, 50, 227

- Stanimirović, S., Staveley-Smith, L., Jones, P. A., 2004, ApJ, 604, 176
- Staveley-Smith, L., Kim, S., Calabretta, M. R., Haynes, R. F., Kesteven, M. J., 2003, MNRAS, 339, 87
- Valenzuela, O., Rhee, G., Klypin, A., Governato, F., Stinson, G., Quinn, T., Wadsley, J., 2007, ApJ, 657, 773
- Vazdekis, A., Casuso, E., Peletier, R. F., Beckman, J. E., 1996, ApJS, 106, 307
- Yoshizawa, A., Noguchi, M., 2003, MNRAS, 339, 1135
- Zaritsky, D., Gonzalez, A. H., Zabludoff, A. I., 2006, ApJ, 638, 725