

Multi-Instance Learning by Treating Instances As Non-I.I.D. Samples

Zhi-Hua Zhou, Yu-Yin Sun, and Yu-Feng Li

National Key Laboratory for Novel Software Technology,
Nanjing University, Nanjing 210093, China
{zhouzh, sunyy, liyf}@lamda.nju.edu.cn

Abstract. Previous studies on multi-instance learning typically treated instances in the *bags* as *independently and identically distributed*. The instances in a bag, however, are rarely independent in real tasks, and a better performance can be expected if the instances are treated in an non-i.i.d. way that exploits relations among instances. In this paper, we propose two simple yet effective methods. In the first method, we explicitly map every bag to an undirected graph and design a graph kernel for distinguishing the positive and negative bags. In the second method, we implicitly construct graphs by deriving affinity matrices and propose an efficient graph kernel considering the clique information. The effectiveness of the proposed methods are validated by experiments.

1 Introduction

In multi-instance learning [11], each training example is a *bag* of instances. A bag is positive if it contains at least one positive instance, and negative otherwise. Although the labels of the training bags are known, however, the labels of the instances in the bags are unknown. The goal is to construct a learner to classify unseen bags. Multi-instance learning has been found useful in diverse domains such as image categorization [6, 7], image retrieval [35], text categorization [2, 24], computer security [22], face detection [27, 32], computer-aided medical diagnosis [12], etc.

A prominent advantage of multi-instance learning mainly lies in the fact that many real objects have inherent structures, and by adopting the multi-instance representation we are able to represent such objects more naturally and capture more information than simply using the flat single-instance representation. For example, suppose we can partition an image into several parts. In contrast to representing the whole image as a single-instance, if we represent each part as an instance, then the partition information is captured by the multi-instance representation; and if the partition is meaningful (e.g., each part corresponds to a region of saliency), the additional information captured by the multi-instance representation may be helpful to make the learning task easier to deal with.

It is obviously not a good idea to apply multi-instance learning techniques everywhere since if the single-instance representation is sufficient, using multi-instance representation just gilds the lily. Even on tasks where the objects have

inherent structures, we should keep in mind that the power of multi-instance representation exists in its ability of capturing some structure information. However, as Zhou and Xu [36] indicated, previous studies on multi-instance learning typically treated the instances in the bags as independently and identically distributed; this neglects the fact that the relations among the instances convey important structure information. Considering the above image task again, treating the different image parts as inter-correlated samples is evidently more meaningful than treating them as unrelated samples. Actually, the instances in a bag are rarely independent, and a better performance can be expected if the instances are treated in a non-i.i.d. way that exploits the relations among instances.

In this paper, we propose two multi-instance learning methods which do not treat the instances as i.i.d. samples. Our basic idea is to regard each bag as an entity to be processed as a whole, and regard instances as inter-correlated components of the entity. Experiments show that our proposed methods achieve performances highly competitive with state-of-the-art multi-instance learning methods.

The rest of this paper is organized as follows. We briefly review related work in Section 2, propose the new methods in Section 3, report on our experiments in Section 4, conclude the paper finally in Section 5.

2 Related Work

Many multi-instance learning methods have been developed during the past decade. To name a few, Diverse Density [16], k -nearest neighbor algorithm Citation- k NN [29], decision trees RELIC [22] and MITI [4], neural networks BP-MIP and RBF-MIP [33], rule learning algorithm RIPPER-MI [9], ensemble algorithms MIBoosting [31] and MILBoosting [3], logistic regression algorithm MI-LR [20], etc.

Kernel methods for multi-instance learning have been studied by many researchers. Gärtner et al. [14] defined the MI-Kernel by regarding each bag as a set of feature vectors and then applying *set kernel* directly. Andrews et al. [2] proposed mi-SVM and MI-SVM. mi-SVM tries to identify a maximal margin hyperplane for the instances with subject to the constraints that at least one instance of each positive bag locates in the positive half-space while all instances of negative bags locate in the negative half-space; MI-SVM tries to identify a maximal margin hyperplane for the bags by regarding margin of the “most positive instance” in a bag as the margin of that bag. Cheung and Kwok [8] argued that the sign instead of value of the margin of the most positive instance was important. They defined a loss function which allowed bags as well as instances to participate in the optimization process, and used the well-formed constrained concave-convex procedure to perform the optimization. Later, Kwok and Cheung [15] designed marginalized multi-instance kernels by incorporating generative model into the kernel design. Chen and Wang [7] proposed the DD-SVM method which employed Diverse Density [16] to learn a set of instance prototypes and then maps the bags to a feature space based on the instance pro-

totypes. Zhou and Xu [36] proposed the MissSVM method by regarding instances of negative bags as labeled examples while those of positive bags as unlabeled examples with positive constraints. Wang et al. [28] proposed the PPMM kernel by representing each bag as some aggregate posteriors of a mixture model derived based on unlabeled data.

In addition to classification, multi-instance regression has also been studied [1, 21], and different versions of generalized multi-instance learning have been defined [30, 23]. The main difference between standard multi-instance learning and generalized multi-instance learning is that in standard multi-instance learning there is a single concept, and a bag is positive if it has an instance satisfies this concept; while in generalized multi-instance learning [30, 23] there are multiple concepts, and a bag is positive only when all concepts are satisfied (i.e., the bag contains instances from every concept). Recently, research on multi-instance semi-supervised learning [19], multi-instance active learning [24] and multi-instance multi-label learning [37] have also been reported. In this paper we mainly work on standard multi-instance learning [11] and will show that our methods are also applicable to multi-instance regression. Actually it is also possible to extend our proposal to other variants of multi-instance learning.

Zhou and Xu [36] indicated that instances in a bag should not be treated as i.i.d. samples, and this paper provides a solution. Our basic idea is to regard every bag as an entity to be processed as a whole. There are alternative ways to realize the idea, while in this paper we work by regarding each bag as a graph. McGovern and Jensen [17] have taken multi-instance learning as a tool to handle relational data where each instance is given as a graph. Here, we are working on propositional data and there is no natural graph. In contrast to having instances as graphs, we regard every bag as a graph and each instance as a node in the graph.

3 The Proposed Methods

In this section we propose the MIGraph and miGraph methods. The MIGraph method explicitly maps every bag to an undirected graph and uses a new graph kernel to distinguish the positive and negative bags. The miGraph method implicitly constructs graphs by deriving affinity matrices and defines an efficient graph kernel considering the clique information.

Before presenting the details, we give the formal definition of multi-instance learning as following. Let \mathcal{X} denote the instance space. Given a data set $\{(X_1, y_1), \dots, (X_i, y_i), \dots, (X_N, y_N)\}$, where $X_i = \{\mathbf{x}_{i1}, \dots, \mathbf{x}_{ij}, \dots, \mathbf{x}_{i, n_i}\} \subseteq \mathcal{X}$ is called a *bag* and $y_i \in \mathcal{Y} = \{-1, +1\}$ is the label of X_i , the goal is to generate a learner to classify unseen bags. Here $\mathbf{x}_{ij} \in \mathcal{X}$ is an instance $[x_{ij1}, \dots, x_{ijl}, \dots, x_{ijd}]'$, x_{ijl} is the value of \mathbf{x}_{ij} at the l th attribute, N is the number of training bags, n_i is the number of instances in X_i , and d is the number of attributes. If there exists $g \in \{1, \dots, n_i\}$ such that \mathbf{x}_{ig} is a positive instance, then X_i is a positive bag and thus $y_i = +1$; otherwise $y_i = -1$. Yet the concrete value of the index g is unknown.




Fig. 1. Example images with six marked patches each corresponding to an instance

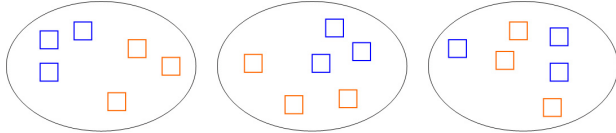


Fig. 2. If we do not consider the relations among the instances, the three bags are similar to each other since they have identical number of very similar instances

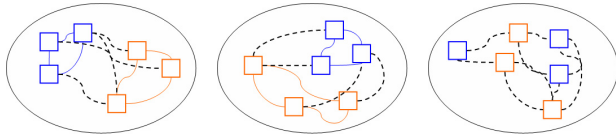


Fig. 3. If we consider the relations among the instances, the first two bags are more similar than the third bag. Here, the solid lines highlight the high affinity among similar instances

We first explain our intuition of the proposed methods. Here, we use the three example images shown in Fig. 1 for illustration. For simplicity, we show six marked patches in each figure, and assume that each image corresponds to a bag, each patch corresponds to an instance in the bag, and the marked patches with the same color are very similar (real cases are of course more complicated, but the essentials are similar as the illustration). If the instances were treated as independent samples then Fig. 1 can be abstracted as Fig. 2, which is the typical way taken by previous multi-instance learning studies, and obviously the three bags are similar to each other since they contain identical number of very similar instances. However, if we consider the relations among the instances, we can find that in the first two bags the blue marks are very close to each other while in the third bag the blue marks scatter among orange marks, and thus the first two bags should be more similar than the third bag. In this case, Fig. 1 can be abstracted by Fig. 3. It is evident that the abstraction in Fig. 3 is more desirable than that in Fig. 2. Here the essential is that, the relation structures of bags belonging to the same class are relatively more similar, while those belonging to different classes are relatively more dissimilar.

Now we describe the MIGraph method. The first step is to construct a graph for each bag. Inspired by [26] which shows that ϵ -graph is helpful for discovering the underlying manifold structure of data, here we establish an ϵ -graph for every bag. The process is quite straightforward. For a bag X_i , we regard every instance of it as a node. Then, we compute the distance of every pair of

nodes, e.g., \mathbf{x}_{iu} and \mathbf{x}_{iv} . If the distance between \mathbf{x}_{iu} and \mathbf{x}_{iv} is smaller than a pre-set threshold ϵ , then an edge is established between these two nodes, where the weight of the edge expresses the affinity of the two nodes (in experiments we use the normalized reciprocal of non-zero distance as the affinity value). Many distance measures can be used to compute the distances. According to the manifold property [26], i.e., a small local area is approximately an Euclidean space, we use Euclidean distance to establish the ϵ -graph. When categorical attributes are involved, we use VDM (Value Difference Metric) [25] as a complement. In detail, suppose the first j attributes are categorical while the remaining $(d - j)$ ones are continuous attributes normalized to $[0, 1]$. We can use $(\sum_{h=1}^j VDM(\mathbf{x}_{1,h}, \mathbf{x}_{2,h}) + \sum_{h=j+1}^d |\mathbf{x}_{1,h} - \mathbf{x}_{2,h}|^2)^{1/2}$ to measure the distance between \mathbf{x}_1 and \mathbf{x}_2 . Here the VDM distance between two values z_1 and z_2 on categorical attribute Z can be computed by

$$VDM(z_1, z_2) = \sum_{c=1}^C \left| \frac{N_{Z,z_1,c}}{N_{Z,z_1}} - \frac{N_{Z,z_2,c}}{N_{Z,z_2}} \right|^2, \quad (1)$$

where $N_{Z,z}$ denotes the number of training examples holding value z on Z , $N_{Z,z,c}$ denotes the number of training examples belonging to class c and holding value z on Z , and C denotes the number of classes.

After mapping the training bags to a set of graphs, we can have many options to build a classifier. For example, we can build a k -nearest neighbor classifier that employs graph edit distance [18], or we can design a graph kernel [13] to capture the similarity among graphs and then solve classification problems by kernel machines such as SVM. The MIGraph method takes the second way, and the idea of our graph kernel is illustrated in Fig. 4.

Briefly, to measure the similarity between the two bags shown in the left part of Fig. 4, we use a *node kernel* (i.e., k_{node}) to incorporate the information conveyed by the nodes, use an *edge kernel* (i.e., k_{edge}) to incorporate the information conveyed by the edges, and aggregate them to obtain the final graph kernel (i.e., k_G). Formally, we define k_G as follows.

Definition 1. *Given two multi-instance bags X_i and X_j which are presented as graphs $G_h(\{\mathbf{x}_{hu}\}_{u=1}^{n_h}, \{\mathbf{e}_{hv}\}_{v=1}^{m_h})$, $h = i, j$, where n_h and m_h are the number of nodes and edges in G_h , respectively.*

$$k_G(X_i, X_j) = \sum_{a=1}^{n_i} \sum_{b=1}^{n_j} k_{node}(\mathbf{x}_{ia}, \mathbf{x}_{jb}) + \sum_{a=1}^{m_i} \sum_{b=1}^{m_j} k_{edge}(\mathbf{e}_{ia}, \mathbf{e}_{jb}), \quad (2)$$

where k_{node} and k_{edge} are positive semidefinite kernels. To avoid numerical problem, k_G is normalized to

$$k_G(X_i, X_j) = \frac{k_G(X_i, X_j)}{\sqrt{k_G(X_i, X_i)} \sqrt{k_G(X_j, X_j)}}. \quad (3)$$

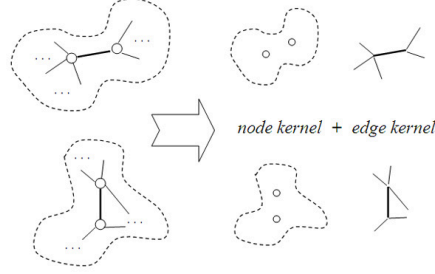


Fig. 4. Illustration of the graph kernel in MIGraph

The k_{node} and k_{edge} can be defined in many ways. Here we simply define k_{node} using Gaussian RBF kernel as

$$k_{node}(\mathbf{x}_{ia}, \mathbf{x}_{jb}) = \exp(-\gamma \|\mathbf{x}_{ia} - \mathbf{x}_{jb}\|^2), \quad (4)$$

and so the first part of Eq. 2 is exactly the MI-Kernel using Gaussian RBF kernel [14]. k_{edge} is also defined in a form as similar as Eq. 4, by replacing \mathbf{x}_{ia} and \mathbf{x}_{jb} with \mathbf{e}_{ia} and \mathbf{e}_{jb} , respectively.

Here a key is how to define the feature vector describing an edge. In this paper, for the edge connecting the nodes \mathbf{x}_{iu} and \mathbf{x}_{iv} of the bag X_i , we define it as $[d_u, p_u, d_v, p_v]'$, where d_u is the degree of the node \mathbf{x}_{iu} , that is, the number of edges connecting \mathbf{x}_{iu} with other nodes. Note that it has been normalized through dividing it by the total number of edges in the graph corresponding to X_i . d_v is the degree of the node \mathbf{x}_{iv} , which is defined similarly. p_u is defined as $p_u = w_{uv} / \sum w_{u,*}$, where the numerator is the weight of the edge connecting \mathbf{x}_{iu} to \mathbf{x}_{iv} ; $w_{u,*}$ is the weight of the edge connecting \mathbf{x}_{iu} to any nodes in X_i , thus the denominator is the sum of all the weights connecting with \mathbf{x}_{iu} . It is evident that p_u conveys information on how important (or unimportant) the connection with the node \mathbf{x}_{iv} is for the node \mathbf{x}_{iu} . p_v is defined similarly for the node \mathbf{x}_{iv} . The intuition here is that, edges are similar if properties of their ending nodes (e.g., high-degree nodes or low-degree nodes) are similar.

The k_G defined in Eq. 2 is a positive definite kernel and it can be used for any kinds of graphs. The computational complexity of $k_G(X_i, X_j)$ is $O(n_i n_j + m_i m_j)$. The k_G clearly satisfies all the four major properties that should be considered for a graph kernel definition [5].¹ Our above design is very simple, but in the next section we can see that the proposed MIGraph method is quite effective.

A deficiency of MIGraph is that the computational complexity of k_G is $O(n_i n_j + m_i m_j)$, dominated by the number of edges. For bags containing a lot of instances, there will exist a large number of edges and MIGraph will be hard to execute. So, it is desired to have a method with smaller computational

¹ We have tried to apply some existing graph kernels directly but unfortunately the results were not good. Due to the page limit, comparison with different graph kernels will be reported in a longer version.

cost. For this purpose, we propose the miGraph method which is simple, efficient but effective.

For bag X_i , we can calculate the distance between its instances and derive an affinity matrix W^i by comparing the distances with a threshold δ . For example, if the distance between the instances \mathbf{x}_{ia} and \mathbf{x}_{iu} is smaller than δ , W^i 's element at the a th row and u th column, w_{au}^i , is set to 1, and 0 otherwise. There are many ways to derive W^i for X_i . In this paper we calculate the distances using Gaussian distance, and set δ to the average distance in the bag. The key of miGraph, the kernel k_g , is defined as follows.

Definition 2. *Given two multi-instance bags X_i and X_j which contains n_i and n_j instances, respectively.*

$$k_g(X_i, X_j) = \frac{\sum_{a=1}^{n_i} \sum_{b=1}^{n_j} W_{ia} W_{jb} k(\mathbf{x}_{ia}, \mathbf{x}_{jb})}{\sum_{a=1}^{n_i} W_{ia} \sum_{b=1}^{n_j} W_{jb}}, \quad (5)$$

where $W_{ia} = 1 / \sum_{u=1}^{n_i} w_{au}^i$, $W_{jb} = 1 / \sum_{v=1}^{n_j} w_{bv}^j$, and $k(\mathbf{x}_{ia}, \mathbf{x}_{jb})$ is defined as similar as Eq. 4.

To understand the intuition of k_g , it is helpful to consider that once we have got a good graph, instances in one clique can be regarded as belonging to one concept. To find the cliques is generally expensive for large graphs, while k_g can be viewed as an efficient soft version of clique-based graph kernel, where the following principles are evidently satisfied:

- 1) When $W^i = I$, i.e., every two instances do not belong to the same concept, all instances in a bag should be treated equally, i.e., $W_{ia} = 1$ for every instance \mathbf{x}_{ia} ;
- 2) When $W^i = E$ (E is all-one matrix), i.e., all instances belong to the same concept, each bag can be view as one instance and each instance contributes identically, i.e., $W_{ia} = 1/n_i$;
- 3) When W^i is a block matrix, i.e., instances are clustered into cliques each belongs to a concept, $W_{ia} = 1/n_{ia}$ where n_{ia} is size of clique to which \mathbf{x}_{ia} belongs. In this case, k_g is exactly an clique-based graph kernel;
- 4) When the value of any entries of W^i increases, for example w_{ab}^i , W_{ia} and W_{ib} should decrease since they become more similar, while other W_{iq} ($q \neq a, b$) should not be affected.

It is evident that the computational complexity of k_g is as similar as that of the multi-instance kernel shown in Eq. 4, i.e., $O(n_i n_j)$. Note that once the multi-instance kernel is obtained, the Gaussian distances between every pair of instances have already been calculated, and it is easy to get the W^i 's.

4 Experiments

4.1 Benchmark Tasks

First, we evaluate the proposed MIGraph and miGraph methods on five benchmark data sets popularly used in studies of multi-instance learning, including

Table 1. Accuracy (%) on benchmark tasks

Algorithm	<i>Musk1</i>	<i>Musk2</i>	<i>Elept</i>	<i>Fox</i>	<i>Tiger</i>
MIGraph	90.0 ±3.8	90.0 ±2.7	85.1 ±2.8	61.2 ±1.7	81.9 ±1.5
miGraph	88.9 ±3.3	90.3 ±2.6	86.8 ±0.7	61.6 ±2.8	86.0 ±1.6
MI-Kernel	88.0 ±3.1	89.3 ±1.5	84.3 ±1.6	60.3 ±1.9	84.2 ±1.0
MI-SVM	77.9	84.3	81.4	59.4	84.0
mi-SVM	87.4	83.6	82.0	58.2	78.9
MissSVM	87.6	80.0	N/A	N/A	N/A
PPMM	95.6	81.2	82.4	60.3	82.4
DD	88.0	84.0	N/A	N/A	N/A
EM-DD	84.8	84.9	78.3	56.1	72.1

Musk1, *Musk2*, *Elephant*, *Fox* and *Tiger*. *Musk1* contains 47 positive and 45 negative bags, *Musk2* contains 39 positive and 63 negative bags, each of the other three data sets contains 100 positive and 100 negative bags. More details of the data sets can be found in [11, 2].

We compare MIGraph, miGraph with MI-Kernel [14] via ten times 10-fold cross validation (i.e., we repeat 10-fold cross validation for ten times with different random data partitions). All these methods use Gaussian RBF Kernel and the parameters are determined through cross validation on training sets. The average test accuracy and standard deviations are shown in Table 1². The table also shows the performance of several other multi-instance kernel methods, including MI-SVM and mi-SVM [2], MissSVM [36] and PPMM kernel [28], and the famous Diverse Density algorithm [16] and its improvement EM-DD [34]. The results of all methods except Diverse Density were obtained via ten times 10-fold cross validation; they were the best results reported in literature and since they were obtained in different studies and the standard deviations were not available, these results are only for reference instead of a rigorous comparison. The best performance on each data set is bolded.

Table 1 shows that the performance of MIGraph and miGraph are quite good. On *Musk1* they are only worse than PPMM kernel; note that the results of PPMM kernel were obtained through an exhaustive search that may be prohibitive in practice [28]. On *Musk2*, *Elephant* and *Fox* miGraph and MIGraph are respectively the best and second-best algorithms. Pairwise *t*-tests at 95% significance level indicate that miGraph is significantly better than MI-Kernel on all data sets except that on *Musk2* there is no significant difference.

² We have re-implemented MI-Kernel since the comparison with MI-Kernel will clearly show whether it is helpful to treat instances as non-i.i.d. samples (this is the only difference between our methods and MI-Kernel). Note that the performance of MI-Kernel in our implementation is better than that reported in [14].

Table 2. Accuracy (%) on image categorization

Algorithm	<i>1000-Image</i>	<i>2000-Image</i>
MI-Graph	83.9 : [81.2, 85.7]	72.1 : [71.0, 73.2]
mi-Graph	82.4 : [80.2, 82.6]	70.5 : [68.7, 72.3]
MI-Kernel	81.8 : [80.1, 83.6]	72.0 : [71.2, 72.8]
MI-SVM	74.7 : [74.1, 75.3]	54.6 : [53.1, 56.1]
DD-SVM	81.5 : [78.5, 84.5]	67.5 : [66.1, 68.9]
MissSVM	78.0 : [75.8, 80.2]	65.2 : [62.0, 68.3]
<i>k</i> means-SVM	69.8 : [67.9, 71.7]	52.3 : [51.6, 52.9]
MILES	82.6 : [81.4, 83.7]	68.7 : [67.3, 70.1]

4.2 Image Categorization

Image categorization is one of the most successful applications of multi-instance learning. The data sets *1000-Image* and *2000-Image* contain ten and twenty categories of COREL images, respectively, where each category has 100 images. Each image is regarded as a bag, and the ROIs (Region of Interests) in the image are regarded as instances described by nine features. More details of these data sets can be found in [7, 6].

We use the same experimental routine as that described in [6]. On each data set, we randomly partition the images within each category in half, and use one subset for training while the other for testing. The experiment is repeated for five times with five random splits, and the average results are recorded. One-against-one strategy is used by MI-Graph, mi-Graph and MI-Kernel for this multi-class task. Following the style of [7, 6], we present the overall accuracy as well as 95% confidence intervals in Table 2. For reference, the table also shows the best results of some other multi-instance learning methods reported in literature, including MI-SVM [2, 7], DD-SVM [7], *k*means-SVM [10], MissSVM [36] and MILES [6].

It can be found from Table 2 that on the image categorization task our proposed MI-Graph and mi-Graph are highly competitive with state-of-the-art multi-instance learning methods. In particular, MI-Graph is the best performed method. This confirms our intuition that MI-Graph is a good choice when each bag contains a few instances, and mi-Graph is better when each bag contains a lot of instances.

By examining the detail results on *1000-Image*, we found that both MI-Graph and mi-Graph or at least one of them are better than MI-Kernel on most categories, except on *African* and *Dinosaurs*. This might owe to the fact that the structure information of examples belonging to these complicated concepts³ is too difficult to be captured by the simple schemes used in MI-Graph and mi-Graph, while using incorrect structure information is worse than conservatively treating the instances as i.i.d. samples.

For all three methods the largest errors occur between *Beach* and *Mountains* (the full name of this category is *Mountains & glaciers*). This phenomenon has

³ *Dinosaurs* is complicated since it contains many different kinds of imaginary animals, toys and even bones.

Table 3. Accuracy (%) on text categorization

Data set	MI-Kernel	miGraph
<i>alt.atheism</i>	60.2 \pm 3.9	65.5 \pm 4.0
<i>comp.graphics</i>	47.0 \pm 3.3	77.8 \pm 1.6
<i>comp.os.ms-windows.misc</i>	51.0 \pm 5.2	63.1 \pm 1.5
<i>comp.sys.ibm.pc.hardware</i>	46.9 \pm 3.6	59.5 \pm 2.7
<i>comp.sys.mac.hardware</i>	44.5 \pm 3.2	61.7 \pm 4.8
<i>comp.window.x</i>	50.8 \pm 4.3	69.8 \pm 2.1
<i>misc.forsale</i>	51.8 \pm 2.5	55.2 \pm 2.7
<i>rec.autos</i>	52.9 \pm 3.3	72.0 \pm 3.7
<i>rec.motorcycles</i>	50.6 \pm 3.5	64.0 \pm 2.8
<i>rec.sport.baseball</i>	51.7 \pm 2.8	64.7 \pm 3.1
<i>rec.sport.hockey</i>	51.3 \pm 3.4	85.0 \pm 2.5
<i>sci.crypt</i>	56.3 \pm 3.6	69.6 \pm 2.1
<i>sci.electronics</i>	50.6 \pm 2.0	87.1 \pm 1.7
<i>sci.med</i>	50.6 \pm 1.9	62.1 \pm 3.9
<i>sci.space</i>	54.7 \pm 2.5	75.7 \pm 3.4
<i>sci.religion.christian</i>	49.2 \pm 3.4	59.0 \pm 4.7
<i>talk.politics.guns</i>	47.7 \pm 3.8	58.5 \pm 6.0
<i>talk.politics.mideast</i>	55.9 \pm 2.8	73.6 \pm 2.6
<i>talk.politics.misc</i>	51.5 \pm 3.7	70.4 \pm 3.6
<i>talk.religion.misc</i>	55.4 \pm 4.3	63.3 \pm 3.5

been observed before [7, 6, 36], owing to the fact that many images of these two categories contain semantically related and visually similar regions such as those corresponding to mountain, river, lake and ocean.

4.3 Text Categorization

The twenty text categorization data sets were derived from the *20 Newsgroups* corpus popularly used in text categorization. Fifty positive and fifty negative bags were generated for each of the 20 news categories. Each positive bag contains 3% posts randomly drawn from the target category and the other instances (and all instances in negative bags) randomly and uniformly drawn from other categories. Each instance is a post represented by the top 200 TFIDF features.

On each data set we run ten times 10-fold cross validation (i.e., we repeat 10-fold cross validation for ten times with different random data partitions). miGraph does not return results in a reasonable time, and so we only present the average accuracy with standard deviations of MI-Kernel and miGraph in Table 3, where the best result on each data set is bolded.

Pairwise *t*-tests at 95% significance level indicate that, miGraph is significantly better than MI-Kernel on all the text categorization data sets. It is impressive that, by examining the detail results we found that if we consider each time of the ten times 10-fold cross validation, the number of win/tie/lose of miGraph versus MI-Kernel is 10/0/0 on 16 out of the 20 data sets, 9/0/1 on

Table 4. Squared loss on multi-instance regression tasks

Algorithm	LJ160.1	LJ160.1S	LJ80.1	LJ80.1S
MIGraph	0.0080	0.0112	0.0111	0.0154
miGraph	0.0084	0.0094	0.0118	0.0113
MI-Kernel	0.0116	0.0127	0.0174	0.0219
DD	0.0852	0.0052	N/A	0.1116
BP-MIP	0.0398	0.0731	0.0487	0.0752
RBF-MIP	0.0108	0.0075	0.0167	0.0448

two data sets (*talk.politics.guns* and *talk.religion.misc*), and 7/2/1 on the other two data sets (*alt.atheism* and *misc.forsale*).

4.4 Multi-Instance Regression

We also compare MIGraph, miGraph and MI-Kernel on four multi-instance regression data sets, including LJ-160.166.1, LJ-160.166.1-S, LJ-80.166.1 and LJ-80.166.1-S (abbreviated as LJ160.1, LJ160.1S, LJ80.1 and LJ80.1S, respectively). In the name LJ- $r.f.s$, r is the number of relevant features, f is the number of features, and s is the number of *scale factors* used for the relevant features that indicate the importance of the features. The suffix S indicates that the data set uses only labels that are not near 1/2. More details of these data sets can be found in [1].

We perform leave-one-out tests and report the results in Table 4. For reference, the table also shows the leave-one-out results of some other methods reported in literature, including Diverse Density [16, 1], BP-MIP and RBF-MIP [33]. In Table 4 the best performance on each data set is bolded. It is evident that our proposed miGraph and MIGraph methods also work well on multi-instance regression tasks.

5 Conclusion

Previous studies on multi-instance learning typically treated instances in the bags as i.i.d. samples, neglecting the fact that instances within a bag are extracted from the same object, and therefore the instances are rarely i.i.d. intrinsically and the relations among instances may convey important information. In this paper, we propose two methods which treat the instances in a non-i.i.d. way. Experiments show that our proposed methods are simple yet effective, with performances highly competitive with the best performing methods on several multi-instance classification and regression tasks. Note that our methods can also handle i.i.d. samples by using identity matrix.

An interesting future issue is to design a better graph kernel to capture more useful structure information of multi-instance bags. Applying graph edit distance or metric learning methods to the graphs corresponding to multi-instance bags

is also worth trying. The success of our proposed methods also suggests that it is possible to improve other multi-instance learning methods by incorporating mechanisms to exploit the relations among instances, which opens a promising future direction. Moreover, it is possible to extend our proposal to other settings such as generalized multi-instance learning, multi-instance semi-supervised learning, multi-instance active learning, multi-instance multi-label learning, etc.

Acknowledgments

This work was supported by NSFC (60635030, 60721002), JiangsuSF (BK2008018) and Jiangsu 333 Program.

References

1. R. A. Amar, D. R. Dooley, S. A. Goldman, and Q. Zhang. Multiple-instance learning of real-valued data. In *Proceedings of the 18th International Conference on Machine Learning*, pages 3–10, Williamston, MA, 2001.
2. S. Andrews, I. Tsochantaridis, and T. Hofmann. Support vector machines for multiple-instance learning. In S. Becker, S. Thrun, and K. Obermayer, editors, *Advances in Neural Information Processing Systems 15*, pages 561–568. MIT Press, Cambridge, MA, 2003.
3. P. Auer and R. Ortner. A boosting approach to multiple instance learning. In *Proceedings of the 15th European Conference on Machine Learning*, pages 63–74, Pisa, Italy, 2004.
4. H. Blockeel, D. Page, and A. Srinivasan. Multi-instance tree learning. In *Proceedings of the 22nd International Conference on Machine Learning*, pages 57–64, Bonn, Germany, 2005.
5. K. M. Borgwardt and H. P. Kriegel. Shortest-path kernels on graphs. In *Proceedings of the 5th IEEE International Conference on Data Mining*, pages 74–81, New Orleans, LO, 2005.
6. Y. Chen, J. Bi, and J. Z. Wang. MILES: Multiple-instance learning via embedded instance selection. *IEEE Transactions on Pattern Analysis and Machine Intelligence*, 28(12):1931–1947, 2006.
7. Y. Chen and J. Z. Wang. Image categorization by learning and reasoning with regions. *Journal of Machine Learning Research*, 5:913–939, 2004.
8. P.-M. Cheung and J. T. Kwok. A regularization framework for multiple-instance learning. In *Proceedings of the 23rd International Conference on Machine Learning*, pages 193–200, Pittsburgh, PA, 2006.
9. Y. Chevaleyre and J.-D. Zucker. A framework for learning rules from multiple instance data. In *Proceedings of the 12th European Conference on Machine Learning*, pages 49–60, Freiburg, Germany, 2001.
10. G. Csorika, C. Bray, C. Dance, and L. Fan. Visual categorization with bags of keypoints. In *Proceedings of the ECCV’04 Workshop on Statistical Learning in Computer Vision*, pages 59–74, Prague, Czech, 2004.
11. T. G. Dietterich, R. H. Lathrop, and T. Lozano-Pérez. Solving the multiple-instance problem with axis-parallel rectangles. *Artificial Intelligence*, 89(1-2):31–71, 1997.

12. G. Fung, M. Dundar, B. Krishnappuram, and R. B. Rao. Multiple instance learning for computer aided diagnosis. In B. Schölkopf, J. Platt, and T. Hofmann, editors, *Advances in Neural Information Processing Systems 19*, pages 425–432. MIT Press, Cambridge, MA, 2007.
13. T. Gärtner. A survey of kernels for structured data. *SIGKDD Explorations*, 5(1):49–58, 2003.
14. T. Gärtner, P. A. Flach, A. Kowalczyk, and A. J. Smola. Multi-instance kernels. In *Proceedings of the 19th International Conference on Machine Learning*, pages 179–186, Sydney, Australia, 2002.
15. J. T. Kwok and P.-M. Cheung. Marginalized multi-instance kernels. In *Proceedings of the 20th International Joint Conference on Artificial Intelligence*, pages 901–906, Hyderabad, India, 2007.
16. O. Maron and T. Lozano-Pérez. A framework for multiple-instance learning. In M. I. Jordan, M. J. Kearns, and S. A. Solla, editors, *Advances in Neural Information Processing Systems 10*, pages 570–576. MIT Press, Cambridge, MA, 1998.
17. A. McGovern and D. Jensen. Identifying predictive structures in relational data using multiple instance learning. In *Proceedings of the 20th International Conference on Machine Learning*, pages 528–535, Washington, DC, 2003.
18. M. Neuhaus and H. Bunke. A quadratic programming approach to the graph edit distance problem. In *Proceedings of the 6th International Workshop on Graph-based Representations in Pattern Recognition*, pages 92–102, Lisbon, Portugal, 2007.
19. R. Rahmani and S. A. Goldman. MISSL: Multiple-instance semi-supervised learning. In *Proceedings of the 23rd International Conference on Machine Learning*, pages 705–712, Pittsburgh, PA, 2006.
20. S. Ray and M. Craven. Supervised versus multiple instance learning: An empirical comparison. In *Proceedings of the 22nd International Conference on Machine Learning*, pages 697–704, Bonn, Germany, 2005.
21. S. Ray and D. Page. Multiple instance regression. In *Proceedings of the 18th International Conference on Machine Learning*, pages 425–432, Williamstown, MA, 2001.
22. G. Ruffo. *Learning single and multiple instance decision trees for computer security applications*. PhD thesis, Department of Computer Science, University of Turin, Torino, Italy, 2000.
23. S. D. Scott, J. Zhang, and J. Brown. On generalized multiple-instance learning. Technical Report UNL-CSE-2003-5, Department of Computer Science, University of Nebraska, Lincoln, NE, 2003.
24. B. Settles, M. Craven, and S. Ray. Multiple-instance active learning. In J. C. Platt, D. Koller, Y. Singer, and S. Roweis, editors, *Advances in Neural Information Processing Systems 20*, pages 1289–1296. MIT Press, Cambridge, MA, 2008.
25. C. Stanfill and D. Waltz. Toward memory-based reasoning. *Communications of the ACM*, 29(12):1213–1228, 1986.
26. J. B. Tenenbaum, V. de Silva, and J. C. Langford. A global geometric framework for nonlinear dimensionality reduction. *Science*, 290(5500):2319–2323, 2000.
27. P. Viola, J. Platt, and C. Zhang. Multiple instance boosting for object detection. In Y. Weiss, B. Schölkopf, and J. Platt, editors, *Advances in Neural Information Processing Systems 18*, pages 1419–1426. MIT Press, Cambridge, MA, 2006.
28. H.-Y. Wang, Q. Yang, and H. Zha. Adaptive p-posterior mixture-model kernels for multiple instance learning. In *Proceedings of the 25th International Conference on Machine Learning*, pages 1136–1143, 2008.

29. J. Wang and J.-D. Zucker. Solving the multi-instance problem: A lazy learning approach. In *Proceedings of the 17th International Conference on Machine Learning*, pages 1119–1125, San Francisco, CA, 2000.
30. N. Weidmann, E. Frank, and B. Pfahringer. A two-level learning method for generalized multi-instance problem. In *Proceedings of the 14th European Conference on Machine Learning*, pages 468–479, Cavtat-Dubrovnik, Croatia, 2003.
31. X. Xu and E. Frank. Logistic regression and boosting for labeled bags of instances. In *Proceedings of the 8th Pacific-Asia Conference on Knowledge Discovery and Data Mining*, pages 272–281, Sydney, Australia, 2004.
32. C. Zhang and P. Viola. Multiple-instance pruning for learning efficient cascade detectors. In J. C. Platt, D. Koller, Y. Singer, and S. Roweis, editors, *Advances in Neural Information Processing Systems 20*, pages 1681–1688. MIT Press, Cambridge, MA, 2008.
33. M.-L. Zhang and Z.-H. Zhou. Adapting RBF neural networks to multi-instance learning. *Neural Processing Letters*, 23(1):1–26, 2006.
34. Q. Zhang and S. A. Goldman. EM-DD: An improved multi-instance learning technique. In T. G. Dietterich, S. Becker, and Z. Ghahramani, editors, *Advances in Neural Information Processing Systems 14*, pages 1073–1080. MIT Press, Cambridge, MA, 2002.
35. Q. Zhang, W. Yu, S. A. Goldman, and J. E. Fritts. Content-based image retrieval using multiple-instance learning. In *Proceedings of the 19th International Conference on Machine Learning*, pages 682–689, Sydney, Australia, 2002.
36. Z.-H. Zhou and J.-M. Xu. On the relation between multi-instance learning and semi-supervised learning. In *Proceeding of the 24th International Conference on Machine Learning*, pages 1167–1174, Corvallis, OR, 2007.
37. Z.-H. Zhou and M.-L. Zhang. Multi-instance multi-label learning with application to scene classification. In B. Schölkopf, J. Platt, and T. Hofmann, editors, *Advances in Neural Information Processing Systems 19*, pages 1609–1616. MIT Press, Cambridge, MA, 2007.