

Electron-hole Asymmetry and Quantum Critical Point in Hole-doped BaFe_2As_2

Gang Xu, Haijun Zhang, Xi Dai and Zhong Fang
*Beijing National Laboratory for Condensed Matter Physics,
 and Institute of Physics, Chinese Academy of Sciences, Beijing 100190, China;*
 (Dated: October 31, 2018)

We show, from first-principles calculations, that the hole-doped side of FeAs-based compounds is different from its electron-doped counterparts. The electron side is characterized as Fermi surface nesting, and SDW-to-NM quantum critical point (QCP) is realized by doping. For the hole-doped side, on the other hand, orbital-selective partial orbital ordering develops together with checkboard antiferromagnetic (AF) ordering without lattice distortion. A unique SDW-to-AF QCP is achieved, and $J_2=J_1/2$ criteria (in the approximate J_1 & J_2 model) is satisfied. The observed superconductivity is located in the vicinity of QCP for both sides.

PACS numbers: 74.70.-b, 74.25.Jb, 74.25.Ha, 71.20.-b

The superconductivity found in FeAs-layer-based compounds[1] is attractive and challenging not only because it is the only non-cuprate system, which shows superconductivity beyond 40 K [2], but also because of the magnetic nature of Fe, and of the multi-band character of the system. Initial studies concentrated on the electron-doped compounds, such as $\text{Re}(\text{O}_{1-x}\text{F}_x)\text{FeAs}$ [1] or $\text{ReO}_{1-\delta}\text{FeAs}$ [3]. For the parent compound LaOFeAs , it was first pointed out by Singh et.al [4] and G. Xu et. al. [5], based on first-principles calculations, that magnetic instabilities play crucial roles for the understanding of superconductivity, and LaOFeAs is located at the border line of both antiferromagnetic (AF) and ferromagnetic (FM) instabilities. Soon later it was realized that significant Fermi surface nesting exists between the hole and electron Fermi surfaces (FS) connected by a $q=(\pi, \pi)$ vector [6, 7]. Based on transport and optical measurements and detailed first-principles calculations, J. Dong et.al [7] proposed that a stripe-type spin-density-wave (SDW) state should be stabilized at low temperature, and the essential physics to be discussed here is the competing orders between SDW and superconducting states. The predicted SDW state was confirmed by neutron experiment, and the stripe-type spin ordering pattern was observed [8]. The success of LDA or GGA-type calculations [9, 10] for the present systems are in sharp contrast to the failure when applied to cuprates, although the electron-correlation may play certain roles [11]. The metallic nature of the SDW state also suggests that the FS nesting is an important issue to understand the physics. The observed small ordered moment [8] (compared with first-principles calculations) remains to be a difficult issue, however it was demonstrated by recent careful study [9, 10, 12] that the discrepancy can be much reduced if the optimized structure is used.

The recent interests however move to the hole-doped $\text{Ba}_{1-x}\text{K}_x\text{Fe}_2\text{As}_2$ or $\text{Sr}_{1-x}\text{K}_x\text{Fe}_2\text{As}_2$ with Tc up to 38K [13], because very large single crystal can be synthesized [14]. For the parent compound BaFe_2As_2 , the SDW

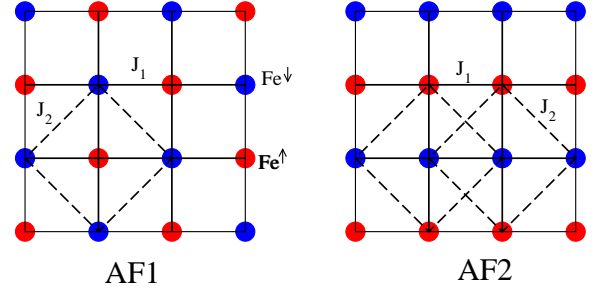


FIG. 1: The magnetic ordering patterns of two kinds of antiferromagnetic states. The checkboard ordering is called AF1, and the strip-type SDW state [7] is called as AF2 here. Two exchange coupling constants, J_1 and J_2 , are defined for the nearest neighbor and next-nearest neighbor interactions, respectively.

instability similar to LaOFeAs was observed [15], and it was demonstrated by first-principles calculations [16] that BaFe_2As_2 is electronically similar to LaOFeAs . However, as we will show in this paper, the situation is true for the parent compounds, but the physics at the hole-doping side is quite different with the undoped or electron-doped side.

We performed systematic first principles calculations for both hole-doped $\text{Ba}_{1-x}\text{K}_x\text{Fe}_2\text{As}_2$ and electron-doped $\text{LaO}_{1-x}\text{F}_x\text{FeAs}$, using the virtual crystal approximation for the doping. We used the experimental lattice parameters with the optimized internal coordinates of As, as suggested by previous studies [12]. Two different antiferromagnetic ordered structures (as defined in Fig.1) are considered in the present study.

Parent compound BaFe_2As_2 : Fig.2 shows the calculated electronic properties of BaFe_2As_2 in the non-magnetic (NM) solution. Similar to LaOFeAs , there are two circle-like hole-type FS around the Γ point, and two ellipse-like electron-type FS around the X point. The X point here corresponds to the M point in the Brillouin Zone (BZ) of LaOFeAs , because BaFe_2As_2 has body-centered tetragonal structure. On the other hand, dif-

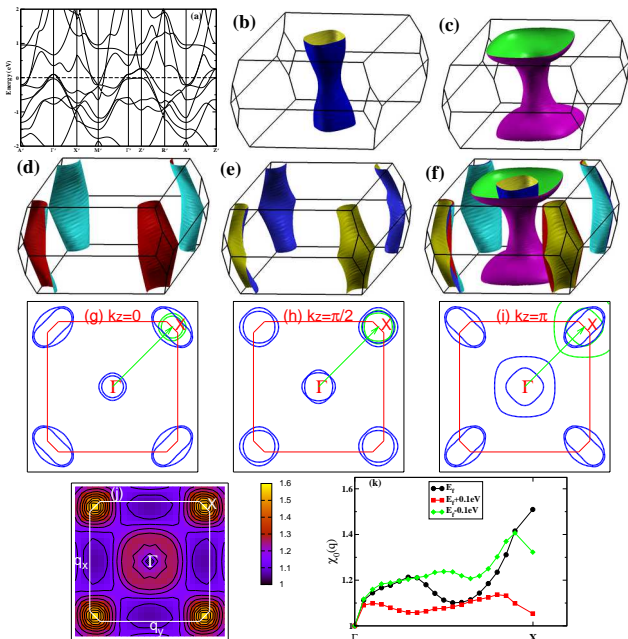


FIG. 2: The calculated electronic properties of BaFe_2As_2 : (a) The band structure plotted in the Brillouin Zone (BZ) of LaOFeAs structure; (b)-(f) The Fermi surfaces (FS), and (f) is the plot for total five FS; (g)-(i) The cuted FS for fixed $k_z=0$, $\pi/2$ and π planes. (j)-(k) The calculated Lindhard response function $\chi_0(q)$ for the $q_z=0$ plane and for the Γ -X line. The X point of BaFe_2As_2 BZ corresponds to the M point of LaOFeAs BZ.

ferent with LaOFeAs , the band dispersion along the z direction is stronger. In particular, as shown in Fig.2 (g)-(i), for the $k_z=0$ ($k_z=\pi$) plane, the size of hole-pockets is smaller (larger) than the electron-pockets, and only for the $k_z=\pi/2$ plane, the size of two are almost equal. This suggests the enhanced three-dimensionality in BaFe_2As_2 . The fact that the electron pockets have different orientations for different k_z plane can help us to understand the ARPES results, and indeed the calculated FS shape can be well compared with the recent ARPES measurement [17], again suggesting the quality of first-principles calculations.

In addition to the FS characters, we calculated the Lindhard response function $\chi_0(q)$ as shown in Fig.2 (j)-(k). Also similar to LaOFeAs , we found significant FS nesting for the $q=(\pi, \pi)$ vector, and the nesting can be suppressed by either electron or hole doping. As the results, the stripe-type SDW state (called AF2 as shown in Fig.1) similar to LaOFeAs is stabilized for the ground state (see Fig.3 for the stabilization energy). The calculated moment is about $1.5 \mu_B/\text{Fe}$, again larger than the measure moment of $0.8 \mu_B/\text{Fe}$ [15]. All those facts suggest that the BaFe_2As_2 is very similar to LaOFeAs except the enhanced three-dimensionality.

Effect of doping: The electron and hole doped compounds are however quite different as will be addressed

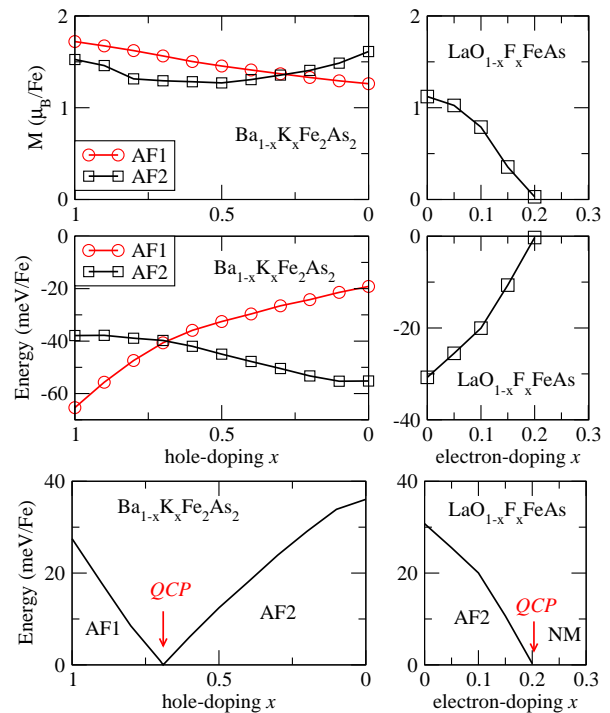


FIG. 3: The calculated magnetic moment and stabilization energies of AF1 and AF2 states in $\text{Ba}_{1-x}\text{K}_x\text{Fe}_2\text{As}_2$ and $\text{LaO}_{1-x}\text{F}_x\text{FeAs}$, with respect to the NM solution (energy zero line). The lower panels show the ground state phase diagram constructed from total energy calculations. Note the two different quantum critical points (QCP).

in this part. Fig.3 shows the calculated total energies of AF1 and AF2 with respect to the NM solution, and the corresponding magnetic moment for both $\text{Ba}_{1-x}\text{K}_x\text{Fe}_2\text{As}_2$ and $\text{LaO}_{1-x}\text{F}_x\text{FeAs}$. The qualitative behavior as function of doping is definitely very different. We start the discussion from LaOFeAs side. The ground state of LaOFeAs is AF2 as suggested before [7] and confirmed by neutron [8], in the presence of Fermi surface nesting. By the electron-doping, the nesting effect is suppressed and the stabilization energy of AF2 is reduced. It is also shown in Fig.3 that the size of the ordered moment is reduced by electron-doping. If the doping x is approaching 0.2, the AF2 state and its moment will be totally suppressed, and the AF2-to-NM quantum critical point (QCP) is realized [18].

Although the BaFe_2As_2 itself is quite similar to LaOFeAs , however, with the hole-doping, the system behaviors quite differently. First, the energy gains of both AF1 and AF2 relative to NM state are substantial and it is not suppressed significantly by hole-doping. Second, the calculated moment is almost constant and do not reduce with doping. What is even more interesting is that the AF1 and AF2 states become degenerate at about $x=0.7$, and the AF1 state is more stable than AF2 beyond this doping. The AF1-to-AF2 QCP

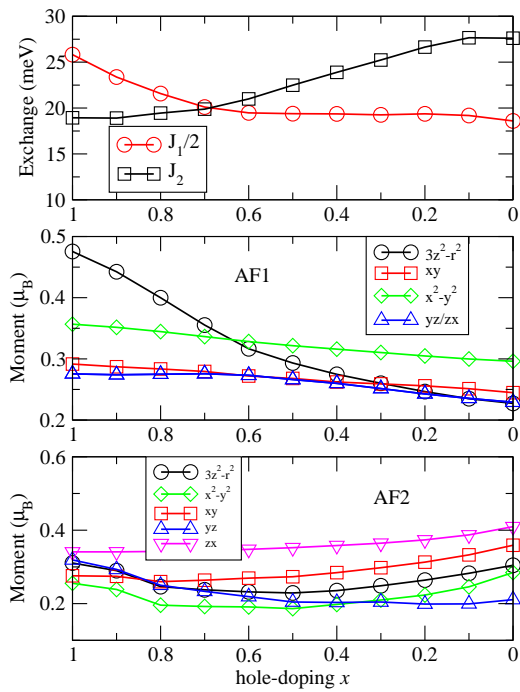


FIG. 4: Upper panel: The estimated exchange couplings (J_1 and J_2) as function of hole-doping x in $\text{Ba}_{1-x}\text{K}_x\text{Fe}_2\text{As}_2$. Middle and lower panels: The calculated magnetic moment for each $3d$ orbitals for AF1 and AF2 states respectively.

is therefore realized by hole-doping in sharp contrast to the electron-doped side. The constructed ground state phase diagram is shown in Fig.3. The electron and the hole-doped sides are asymmetric, and they are physically quite different: (1) the AF2-to-NM QCP is realized for the electron-doped side, while AF2-to-AF1 QCP is realized for the hole-doped side; (2) the electron-doped side can be understood from FS nesting, however the hole-doped side behaviors more or less like localized electron.

The first question to be answered at this stage is why the hole-doped side behaviors so differently with the electron-doped side? A simple understanding is to look at the density of state (DOS) of parent compounds, which is asymmetric around Fermi level E_f . It is characterized as strong peak and high DOS below E_f , however dispersive bands (mostly xy) and low DOS above E_f . By electron-doping the electron pockets formed by the wide xy band dominates, and the system becomes more and more itinerant. On the other hand, by hole-doping, the E_f is shifted into the narrow band region with high DOS peak. The effective $U_{eff}(=U/W)$ for those flat bands are therefore larger than the electron-doped side. In addition, we should also notice that the number of d electrons, which is 6/Fe for undoped compounds, is reduced to be more close to 5/Fe (half-filled) by hole-doping.

The second question is what is the difference between the AF1 and the AF2 states? The simple answer is that orbital-selective partial orbital ordering develops in the

AF1 state. For this purpose, we plot in Fig.4 the calculated magnetic moment decoupled to each orbitals of Fe. For the AF2 solution, the magnetic moment is nearly uniformly distributed to each orbitals. (The difference between yz and zx orbitals is due to the stripe-ordering, which breaks the two-fold rotational symmetry). However, the AF1 solution is unique: one of the orbitals, $3z^2 - r^2$, which forms a narrow band below E_f , contributes to the magnetic moment dominantly. Clearly the multi-orbital physics and the orbital degrees of freedom play crucial role here. Finally, at the $x=1.0$, the partial orbital ordering of $3z^2 - r^2$ develops in the AF1 state. With the hole-doping, it is therefore realized that the orbital-selective magnetic transition involves (the magnetization is transferred from other orbitals to the $3z^2 - r^2$ orbital).

The third question is why the AF1 is stabilized for large hole-doping side (relative to AF2 state)? This can be understood from the J_1 - J_2 model proposed previously for LaOFeAs [9]. For the strong coupling fully-localized limit (localized spin system), the J_1 - J_2 model can be used to describe the possible ordered states as shown in Fig.1. Here J_1 is the nearest-neighbor exchange coupling, and J_2 is the next-nearest-neighbor exchange coupling. The positive sign is defined for AF coupling. From the mean field solution of this model, the total energy of AF1 state is given as $E_1 = -2J_1 + 2J_2$, and the energy of AF2 state is given as $E_2 = -2J_2$ per Fe. Therefore if $J_2 = J_1/2$, the two ordered state will be energetically degenerate, and strong quantum fluctuation will be expected near this critical point. Such model has been suggested to describe the physical properties of LaOFeAs , however, first-principles calculations [9, 10] suggest that the electron-doped LaOFeAs system is actually far away from the degeneracy, namely $J_2 \gg J_1/2$. On the other hand, here we show that the quantum degeneracy can be actually realized in the hole-doped side. Of course, our system is still away from the fully localized insulating region (therefore the usage of J_1 - J_2 model here is not rigorously justified). However, We can borrow the simple idea of J_1 - J_2 model and qualitative understand the physics. We map the calculated total energy to this model, and estimate the J_1 and J_2 coupling constants as shown in Fig.4. (The spin $S=1$ is used as suggested from the calculated magnetic moment). Indeed, the $J_2 = J_1/2$ criteria is realized at $x=0.7$, and the stabilization of AF1 state as function of hole-doping can be understood from the doping-dependent modification of J_1 and J_2 coupling strength.

Discussions: We would like to address some important issues here:

(1) The proposed AF1 solution for large hole-doping side does not break the 4-fold rotational symmetry. It is therefore expected that the lattice distortion associated with the AF2 solution (the SDW state in LaOFeAs , which break the 4-fold rotational symmetry) should not occur for the AF1 phase region.

(2) In the mean field theory, the quantum phase transition between AF1 and AF2 happens at $J_1 = 2J_2$. For a pure 2D system, however, the spacial quantum fluctuation will completely destroy the long range order in the AF2 phase, because of the absence of effective locking terms between two different sub-lattices [19]. On the other hand, the long range order in AF1 state will survive under the quantum fluctuation. Therefore beyond mean field, the AF1 to AF2 transition predicted here is actually replaced by AF1 to quantum disorder transition. Turning on the inter-layer coupling will stabilize the long range order for both AF1 and AF2 phases in finite temperature. Due to the different behaviors of the quantum fluctuation in AF1 and AF2 phases, the AF1 phase will be more classical with a larger order parameter, while there will be still strong quantum fluctuation in the AF2 phase, which greatly reduces the order parameter and also may stabilize the superconducting phase around the phase boundary. This scenario is also supported by the fact that the observed ordered moment in BaFe_2As_2 ($0.8\mu_B$) is larger than that in LaOFeAs ($0.3\mu_B$), and closer to the calculated one from DFT, because of the enhanced 3-dimensionality in BaFe_2As_2 . Nevertheless, it should be kept in mind that the usage of J_1 - J_2 model is just approximate, and also it is not clear yet how the on-site multi-orbital physics (inter-orbital fluctuation) may modify the story.

(3) For both the electron and hole-doped sides, the observed superconductivity phase region [13] is located around the QCP, although two QCPs are physically different.

(4) To justify our theory experimentally, it is important to have systematical measurement of spin susceptibility as function of hole-doping for high-quality single-crystals.

In summary, by first-principle calculation, we show that the hole-doped side of FeAs-based compounds is very different with its electron-doped side. For the high hole-doping side, we predict that the checkboard-type AF1 state should be stabilized with partial orbital-ordering but without lattice distortion. A unique AF2-to-AF1 QCP is realized with hole-doping, in sharp contrast to the electron-doped side.

We acknowledge the valuable discussions with Z. Q. Wang, J. P. Hu, and the supports from NSF of China and

that from the 973 program of China (No.2007CB925000).

-
- [1] Y. Kamihara, et. al., J. Am. Chem. Soc., (doi:10.1021/ja800073m).
 - [2] X. H. Chen, T. Wu, G. Wu, R. H. Liu, H. Chen and D. F. Fang, cond-mat/0803.3603; G. F. Chen, Z. Li, D. Wu, G. Li, W. Z. Hu, J. Dong, P. Zheng, J. L. Luo, and N. L. Wang, cond-mat/0803.3790; Z. A. Ren, J. Yang, W. Lu, W. Yi, G. C. Che, X. L. Dong, L. L. Sun, Z. X. Zhao, cond-mat/0803.4283.
 - [3] Z. A. Ren, et.al, cond-mat/0804.2582.
 - [4] D. J. Singh and M. H. Du, cond-mat/0803.0429.
 - [5] G. Xu, W. Ming, Y. Yao, X. Dai, S. C. Zhang, and Z. Fang, Europhysics Letters, 82, 67002 (2008).
 - [6] I.I. Mazin, D.J. Singh, M.D. Johannes, and M.H. Du, cond-mat/0803.2740.v1.
 - [7] J. Dong, H. J. Zhang, G. Xu, Z. Li, G. Li, W. Z. Hu, D. Wu, G. F. Chen, X. Dai, J. L. Luo, Z. Fang, and N. L. Wang, Europhysics Letter, 83, 27006 (2008).
 - [8] C. de la Cruz, et. al., Nature, 453, 899 (2008).
 - [9] T. Yildirim, cond-mat/0804.2252 (2008).
 - [10] S. Ishibashi, K. Terakura, and H. Hosono, cond-mat/0804.2963 (2008); C. Cao, et.al., cond-mat/0803.3236; F. Ma, and Z. Y. Lu, cond-mat/0803.3286; F. Ma, Z.Y. Lu, T. Xiang, cond-mat/0804.3370; Z. P. Yin, et.al, cond-mat/0804.3355; M. A. Korotin, et.al., cond-mat/0804.3453; H. J. Zhang, et.al., cond-mat/0803.4487.
 - [11] K. Haule, J. H. Shim, and G. Kotliar, cond-mat/0803.1279 (2008); K. Haule, G. Kotliar, cond-mat/0805.0722; L. Craco, et.al, cond-mat/0805.3636.
 - [12] I.I. Mazin, and M. D. Johannes, cond-mat/0806.1869.
 - [13] M. Rotter, et.al, cond-mat/0805.4630; G. F. Chen, et.al., cond-mat/0806.1209; K. Sasmal, et.al., cond-mat/0806.1301; G. Wu, et.al., cond-mat/0806.1459;
 - [14] G. F. Chen, et.al., cond-mat/0806.2648; J. Q. Yan, et.al., cond-mat/0806.2711.
 - [15] M. Rotter, et.al, cond-mat/0805.4021; C. Krellner, et.al., cond-mat/0806.1043; W. Z. Hu, et.al., cond-mat/0806.2652; Q. Huang, et.al., cond-mat/0806.2776.
 - [16] I. A. Nekrasov, et.al., cond-mat/0806.2630; F. Ma, et.al., cond-mat/0806.3526.
 - [17] H. Ding, et.al., cond-mat/0807.0419.
 - [18] G. Giovannetti, S. Kumar, J. van den Brink, cond-mat/0804.0866.
 - [19] C. Fang, H. Yao, W.-F. Tsai, J. Hu, and S. A. Kivelson, cond-mat/0804.3843; C. Xu, et.al., cond-mat/0804.4293.