

YITP-08-61
 AP-GR-61
 OCU-PHYS-302
 APCTP Pre2008-05

Solving the Inverse Problem with Inhomogeneous Universes

^{1,3}Chul-Moon YOO, ²Tomohiro KAI and ²Ken-ichi NAKAO

¹ *Yukawa Institute for Theoretical Physics,
 Kyoto University Kyoto 606-8502, Japan*

² *Department of Physics, Graduate School of Science,
 Osaka City University Osaka 558-8585, Japan*

³ *Asia Pacific Center for Theoretical Physics,
 Pohang University of Science and Technology, Pohang 790-784, Korea*

Abstract

We construct the Lemaître-Tolman-Bondi dust universe whose distance-redshift relation is equivalent to that in the concordance Λ CDM cosmological model. In our model, the density distribution and velocity field are not homogeneous, whereas the big-bang time is uniform which implies that the universe is homogeneous at the beginning of the universe. We also study the effects of local clumpiness in the density distribution as well as the effects of the large scale inhomogeneities on the distance-redshift relation, and show that this effects may reduce the amplitude of large scale inhomogeneities necessary for having the distance-redshift relation which is the same as that of the concordance Λ CDM universe. Further we study the temporal variation of the cosmological redshift and show that, by the observations of this quantity, we can distinguish our LTB universe model from the concordance Λ CDM model even if their redshift-distance relations are equivalent to each other.

§1. Introduction

Λ CDM models achieve the wide acceptance as concordance models due to results in observations over the last decade. Especially, Cosmic Microwave Background(CMB)¹⁾ and Supernovae(SNe)^{2)–5)} observations play critical roles. The isotropy of our universe is strongly supported by the CMB observations. Then if we assume that our universe is homogeneous, results from SNe observation suggest that the volume expansion of our universe is accelerating. The accelerating expansion of a homogeneous and isotropic universe means the existence of exotic energy components, the so-called dark energy, within the framework of General Relativity(GR). If we consider the dark energy as a perfect fluid, it has negative pressure. One of candidates of the dark energy is the cosmological constant. However, there are several crucial problems for the existence of the cosmological constant or other dark energy candidates(See e.g. Ref.⁶⁾). No one knows the origin of the dark energy and there is no conclusive illustration for that until now.

There are other possibilities to give an explanation for the observations. In the above logic, we have imposed two assumptions. One is validity of GR in all of cosmological scales. The other is homogeneity of our universe. Hence, in order to describe the observational results without dark energy, we need to discard GR or homogeneous models of the universe. In this paper, we attempt to describe the observational results without dark energy and any modification of gravitational theory, but with inhomogeneous universe models.

The basic idea is that we are in a large under-dense region, i.e., large void; we cease from respecting the Copernican Principle that states we do not live at a typical position in the universe. Pioneering works are given by Zehavi et al.⁷⁾ in 1998 and Tomita^{8)–10)} in 2000. Zehavi et al. analyze early SNe data and suggested that there might exist such a large void around us without the dark energy. Tomita proposed the void universe model and discussed the possibility of explaining observed magnitude-redshift relations of SNe Ia.^{8)–10)} There are several works in the same direction^{11)–18)} (See also reviews^{19)–21)}). In these works, Lemaître-Tolman-Bondi(LTB) solutions^{22)–24)} are often employed. LTb solutions are exact solutions of the Einstein equations, which describe dynamics of a spherically symmetric dust fluid and are useful to construct universe models with a spherically symmetric void.

Recently, several authors discuss possibility of explaining CMB observations.^{25)–27)} They used LTb models which are asymptotically homogeneous and reported that these models could be consistent with the observed CMB anisotropy. In order to obtain more precise suggestions on whether we are located near the center of a large void, we need to study the evolutions of non-spherical density perturbations in the LTb universes.²⁸⁾ Other methods to observationally investigate into the inhomogeneity of our universe are proposed in several

papers.^{29)–33)}

The aforementioned works are very important for strengthening the observational foundation of the physical cosmology. At present, the Copernican Principle is not based on sufficient observational facts. However, by virtue of the recent well improved observational technologies, we might reach the stage at which we are able to investigate observationally into whether our location is peculiar or not in the universe. In order to test inhomogeneous universe models by using observations, it is important to know what sorts of inhomogeneous universe models are possible to explain current observations, and to reveal what predictions are given by these universe models. This is just the subject in this paper.

The inverse problem using LTB universe models is one of the useful methods to investigate into the possibility of explaining observational results with inhomogeneities in the universe.^{12), 14), 34), 35)} LTB dust solutions have three arbitrary functions of the radial coordinate: the mass function M , the big-bang time t_B and the curvature function k , and the inverse problem means determining these three functions M , t_B and k so that a given distance-redshift relation is realized on the past light-cone of an observer. In order to specify the three arbitrary functions, we need three conditions. One of these conditions corresponds to the choice of the radial coordinate and thus has no physical meaning. Hence one more condition besides the distance-redshift relation is necessary.

Iguchi, Nakamura and Nakao¹²⁾ showed that the distance-redshift relation in the standard Λ CDM model can be reproduced in LTB dust universe models. When they solved the inverse problem, they imposed two kinds of the additional condition: one is the condition of the uniform big-bang time $t_B = 0$ and the other is the condition of the vanishing curvature function $k = 0$. It should be noted that their models failed to reproduce the distance-redshift relation for $z \gtrsim 1.7$. The reason why they could not continue their computation beyond $z \sim 1.7$ is the existence of the “critical point” discussed by Vanderveld, Flanagan and Wasserman.³⁵⁾ They reported the difficulty in solving the inverse problem and they concluded that it is unlikely to find a solution of the inverse problem in all domain of redshift. However, recently, Tanimoto and Nambu achieve to make a solution of the inverse problem in all redshift domain with non-uniform t_B .³⁶⁾ In this paper, we show that it is possible to get a solution for the inverse problem with the condition of the uniform big-bang time t_B .

*) In terms of perturbation theory, inhomogeneity of the big-bang time corresponds to the

*) Mustapha, Hellaby and Ellis³⁴⁾ proposed the following theorem :*Subject to the conditions of Appendix B in Ref.,³⁴⁾ for any given isotropic observations of apparent luminosity $l(z)$ and the number counts $n(z)$ with any given source evolution functions $\hat{L}(z)$ and total density over source number density $\hat{n}(z)$, a set of LTB functions can be found to make the LTB observational relations fit the observations.* It is nontrivial whether the same statement holds for any given set of some quantities different from $l(z)$, $n(z)$, $\hat{L}(z)$ and $\hat{n}(z)$. In this paper, the Big-Bang time $t_B(r)$ is given as one of quantities. Then the situation is different

decaying mode. The condition of uniform big-bang time might guarantee the consistency of the present model with the inflationary scenario, since the universe which experiences the inflation is almost homogeneous just after the inflationary period is over.

In this paper, we also discuss effects of local clumpiness. Besides of the effect of the large scale void structure, small scale clumpiness may affect the observed distance-redshift relation. If there are clumpy objects such as galaxies in the foreground of light sources, data for apparent luminosities of these sources is often contaminated with gravitational lensing or absorption. For this reason, the supernova teams specifically search for objects with minimum amount of intervening material in the foreground.^{21),37)} The observed sources might be biased by this selection, since the light of the observed sources might propagate in lower density region of our universe. It is the simplest way to take account of this effect is that, introducing the so-called smoothness parameter α which is the ratio of the smoothly distributed matter density except for clumps to the mean energy density ρ for all of matter, we assume that the energy density on the paths of observed light rays is given by $\alpha\rho$.^{38)–40)} Tomita has studied the effects of small scale clumpiness in a local void model by introducing the smoothness parameter α . In this paper, we investigate the corresponding effects also by introducing α .

The time derivative of the cosmological redshift is a very important observable quantity to distinguish LTB models from the concordance Λ CDM universe models. We study it and show that it really gives a criterion to observationally decide whether the universe is described by the LTB model with the uniform big-bang time.

This paper is organized as follows. In Sec.2, we briefly review LTB dust universes and itemize basic equations which we have to solve. Then, we show details of our numerical method, especially, focusing on singular points of the equations at the center and the critical point in Sec.4. Numerical results are shown in Sec.5. Sec.6 is devoted to summary and discussion.

Throughout this paper, we use the unit of $c = G = 1$, where c and G are the speed of light and the gravitational constant, respectively.

from the case in Ref.³⁴⁾

§2. Basic equations

2.1. LTB dust universe

LTB solutions are exact solutions for the Einstein equations, which describe dynamics of a spherically symmetric dust fluid and whose line element is written in the form,

$$ds^2 = -dt^2 + \frac{(\partial_r R(t, r))^2}{1 - k(r)r^2} dr^2 + R^2(t, r) d\Omega^2, \quad (2.1)$$

where $k(r)$ is an arbitrary function of the radial coordinate r . The LTB solutions include homogeneous and isotropic universes as special cases; in this case, k is a constant called the curvature parameter in the appropriate gauge, and thus we call it the curvature function. The stress-energy tensor of the dust is given by

$$T^{\mu\nu} = \rho(t, r) u^\nu u^\nu, \quad (2.2)$$

where $\rho(t, r)$ is the rest mass density of the dust and $u^\mu = \delta_0^\mu$ is the 4-velocity of a dust particle. The Einstein equations lead to the equations for the areal radius $R(t, r)$ and the rest mass density $\rho(t, r)$,

$$(\partial_t R)^2 = -k(r)r^2 + \frac{2M(r)}{R} \quad (2.3)$$

and

$$4\pi\rho = \frac{\partial_r M(r)}{R^2 \partial_r R}, \quad (2.4)$$

where $M(r)$ is an arbitrary function of the radial coordinate r . We assume that ρ is non-negative and R is monotonic with respect to r , i.e., $\partial_r R > 0$.

Following Tanimoto and Nambu,⁴¹⁾ the solution for Eqs.(2.3) and (2.4), which represents the expanding universe, is written in the form

$$R(t, r) = (6M(r))^{1/3} (t - t_B(r))^{2/3} \mathcal{S}(x), \quad (2.5)$$

$$x = k(r)r^2 \left(\frac{t - t_B(r)}{6M(r)} \right)^{2/3}, \quad (2.6)$$

where $t_B(r)$ is an arbitrary function of the radial coordinate r . The function $\mathcal{S}(x)$ is defined by

$$\begin{aligned} \mathcal{S}(x) &= \frac{\cosh \sqrt{-\eta} - 1}{6^{1/3}(\sinh \sqrt{-\eta} - \sqrt{-\eta})^{2/3}} \quad , \quad x = \frac{-(\sinh \sqrt{-\eta} - \sqrt{-\eta})^{2/3}}{6^{2/3}} \quad \text{for } x < 0. \\ \mathcal{S}(x) &= \frac{1 - \cos \sqrt{\eta}}{6^{1/3}(\sqrt{\eta} - \sin \sqrt{\eta})^{2/3}} \quad , \quad x = \frac{(\sqrt{\eta} - \sin \sqrt{\eta})^{2/3}}{6^{2/3}} \quad \text{for } x > 0. \end{aligned} \quad (2.7)$$

$$\mathcal{S}(0) = \left(\frac{3}{4}\right)^{1/3}.$$

The function $\mathcal{S}(x)$ is analytic in the domain $x < x_c \equiv (\pi/3)^{2/3}$. Some characteristics of the function $\mathcal{S}(x)$ are given in Appendix A and Ref.⁴¹⁾ We can easily see from the above equations that the areal radius R vanishes at $t = t_B(r)$. Thus the function $t_B(r)$ is called the big-bang time.

Following Refs.²⁰⁾ and,¹⁵⁾ we define the local Hubble function by

$$H(t, r) = \frac{\partial_t R}{R} \quad (2.8)$$

and the density-parameter function of dust by

$$\Omega_M(t, r) = \frac{2M(r)}{H(t, r)^2 R(t, r)^3}. \quad (2.9)$$

In LTB universes, we can define another expansion rate of the spatial length scale, the so-called longitudinal expansion rate, by

$$H^L(t, r) = \frac{\partial_t \partial_r R}{\partial_r R}. \quad (2.10)$$

In the case of homogeneous and isotropic universes, H^L agrees with H . Thus if we can measure the difference between H and H^L , it is used as one of the indicators of the inhomogeneities in the universe.²⁹⁾

2.2. Conditions and equations to determine arbitrary functions

As shown in the preceding subsection, the LTB solutions have three arbitrary functions $k(r)$, $M(r)$ and $t_B(r)$. We have a freedom to re-scale the radial coordinate r . To fix one of the three functional freedoms corresponds to fixing the gauge freedom of this rescaling, and it will be shown later how to fix it. Remaining two functional freedoms are fixed by imposing the following physical conditions.

- Uniform big-bang time $t_B = 0$.
- The angular diameter distance $D(z)$ is equivalent to that in the Λ CDM universe in all domain of redshift or except in the vicinity of the symmetry center in which D is appropriately set so that the regularity of the spacetime geometry is guaranteed.

Here we stress that it is our primary purpose to find a LTB model which fits well the observed distance-redshift relation. Thus it is not the matter that the distance-redshift relation does not agree with that of Λ CDM model in the only vicinity of the symmetry center.

In order to determine $k(r)$ and $M(r)$ from the above conditions, we consider a past directed outgoing radial null geodesic which emanates from the observer at the center. This null geodesic is expressed in the form

$$t = t(\lambda), \quad (2.11)$$

$$r = r(\lambda), \quad (2.12)$$

where λ is the affine parameter.

We assume that the observer is always located at the symmetry center $r = 0$ and observes the light ray at $t = t_0$. In order to fix the gauge freedom to re-scale the radial coordinate r , we adopt the light-cone gauge condition that the relation

$$t = t_0 - r \quad (2.13)$$

is satisfied along the observed light ray.

Then the basic equations to determine k and M are given as follows:

1. Null condition

By virtue of the light-cone gauge condition, the null condition on the observed light ray takes a very simple form as

$$\partial_r R = \sqrt{1 - kr^2}. \quad (2.14)$$

2. Definition of redshift

Definition of the redshift is given by

$$1 + z = \frac{u^\mu p_\mu|_{\text{source}}}{u^\mu p_\mu|_{\text{observer}}} \propto p_0 = -p^0 = -\dot{t}, \quad (2.15)$$

where p^μ is the tangent vector of the null geodesic which corresponds to the observed light ray and the dot represents the differentiation with the affine parameter λ . By using the freedom to multiply the affine parameter by a constant, we can write, without loss of generality,

$$\dot{t} = -\dot{r} = -\frac{1 + z}{H_0}, \quad (2.16)$$

where

$$H_0 := H(t_0, 0), \quad (2.17)$$

and we have used the gauge condition (2.13) in the first equality. In this normalization, the affine parameter is dimensionless.

3. Geodesic equation

One of the geodesic equations for the radial null geodesic is given by

$$(\partial_r R)\ddot{t} + (\partial_t \partial_r R)\dot{t}^2 = 0, \quad (2.18)$$

where we have used the null condition (2.14).

4. Dyer-Roeder equation for the angular diameter distance

As mentioned, in order to fix the remaining functional freedom, we assume the angular diameter distance $D(z)$. Then the Dyer-Roeder equation

$$\ddot{z} \frac{dD}{dz} + \dot{z}^2 \frac{d^2 D}{dz^2} = -4\pi \frac{(1+z)^2}{H_0^2} \alpha \rho D \quad (2.19)$$

gives us one of the equations to determine the arbitrary functions of LTB universe models, where α is the smoothness parameter mentioned in Sec.1. The derivation for this equation is given in Appendix B. The smoothness parameter α is the mass ratio of the smoothly distributed components of matter to the whole components, and it may vary with time due to the structure formation in the real universe. Therefore, in this paper, we assume that α is an input function of the cosmological redshift z .

Eqs.(2.14), (2.16), (2.18) and (2.19) are rewritten in the form of the five coupled ordinary differential equations:

$$\dot{m} = F_m(m, k, r, z, \zeta), \quad (2.20)$$

$$\dot{k} = F_k(m, k, r, z, \zeta), \quad (2.21)$$

$$\dot{r} = \frac{1+z}{H_0}, \quad (2.22)$$

$$\dot{z} = \frac{\zeta}{dD/dz}, \quad (2.23)$$

$$\dot{\zeta} = \frac{-4\pi(1+z)^2 \alpha \rho D}{H_0^2}, \quad (2.24)$$

where m and ζ are defined by

$$m(r) := \frac{6M(r)}{r^3} \quad (2.25)$$

and

$$\zeta := \dot{z} \frac{dD}{dz}, \quad (2.26)$$

respectively. From Eq.(2.4), we have

$$\rho = \frac{r^2 [3(1+z)m + H_0 r F_m(m, k, r, z, \zeta)]}{24\pi(1+z)R^2 \sqrt{1 - kr^2}}. \quad (2.27)$$

The derivation of these equations are shown in Appendix C.

§3. Time variation of the cosmological redshift

The temporal variation of the cosmological redshift will give us crucial information about the acceleration of cosmic volume expansion or inhomogeneities in our universe.⁴²⁾

3.1. Homogeneous and isotropic universe

The line element of homogeneous and isotropic universes is given by

$$ds^2 = -dt^2 + a^2(t) (d\chi^2 + \Sigma(\chi)d\Omega^2), \quad (3.1)$$

where $\Sigma(\chi) = \sin \chi$ for the closed universe, $\Sigma(\chi) = \chi$ for the flat universe, and $\Sigma(\chi) = \sinh \chi$ for the open universe. In this subsection, we assume that the universe is filled with the dust and dark energy characterized by the linear equation of state $p = w\rho$, where p is the pressure, ρ is the energy density, and w is a constant less than $-1/3$. We assume that the energy densities of both dust and dark energy are non-negative.

The Einstein equations lead

$$\left(\frac{1}{a} \frac{da}{dt}\right)^2 = \Omega_{M0} \left(\frac{a_0}{a}\right)^3 + \Omega_{X0} \left(\frac{a_0}{a}\right)^{3(1+w)} + (1 - \Omega_{M0} - \Omega_{X0}) \left(\frac{a_0}{a}\right)^2, \quad (3.2)$$

where a_0 is the scale factor at $t = t_0$, and Ω_{M0} and Ω_{X0} are the density parameters of the dust and the dark energy, respectively. Note that, by assumption, both of Ω_{M0} and Ω_{X0} are non-negative. As is well known, the cosmological redshift z of a light signal emitted from a comoving source is given by

$$z = \frac{a(t_0)}{a(t_e)} - 1, \quad (3.3)$$

where t_e is the time when the light is emitted from the source. The temporal variation of z of a comoving source is then given by

$$\Delta z = \frac{a(t_0 + \Delta t_0)}{a(t_e + \Delta t_e)} - \frac{a(t_0)}{a(t_e)} \sim H_0 \left(1 + z - \frac{H_e}{H_0}\right) \Delta t_0, \quad (3.4)$$

where $\Delta t_e = \Delta t_0/(1 + z)$, and H_e is the Hubble parameter when the light is emitted from the source. Substituting Eq.(3.2) into the above equation, we have

$$\frac{dz}{dt_0} = H_0(1 + z) \left[1 - \sqrt{1 + \Omega_{M0}z + \Omega_{X0}\{(1 + z)^{1+3w} - 1\}}\right]. \quad (3.5)$$

It is worthwhile to note that, $\Omega_{M0}z$ is non-negative, whereas $\Omega_{X0}\{(1 + z)^{1+3w} - 1\}$ is non-positive due to the assumption $w < -1/3$. Thus if the dust is a dominant component of the universe, i.e., $\Omega_{M0} \gg \Omega_{X0}$, dz/dt_0 is negative. By contrast, in the case of the dark energy dominant situation, $\Omega_{X0} \gg \Omega_{M0}$, dz/dt_0 is positive. Therefore, the measurement of the temporal variation of the cosmological redshift z will give us the crucial knowledge about the equation of state if the universe is homogeneous and isotropic.

3.2. LTB universe

In order to obtain the time derivative of the cosmological redshift z in LTB universe models, we consider another past directed outgoing radial null geodesic which is infinitesimally close to the null geodesic considered in the preceding section,

$$t = t_b(\lambda) + \delta t(\lambda) \quad \text{and} \quad r = r_b(\lambda) + \delta r(\lambda), \quad (3.6)$$

where $t_b(\lambda)$ and $r_b(\lambda)$ denote the null geodesic with the initial condition $r(0) = 0$ at $t(0) = t_0$, which was considered in the preceding section. We set the affine parameter so that the cosmological redshift is given by

$$\dot{t} = \dot{t}_b + \delta \dot{t} = -\frac{1+z}{H_0} = -\frac{1+z_b+\delta z}{H_0}, \quad (3.7)$$

where the subscript “b” denotes the value evaluated on the null geodesic $(t, r) = (t_b, r_b)$. Thus we have

$$\delta z = -H_0 \delta \dot{t}. \quad (3.8)$$

Substituting Eq.(3.6) into Eq.(2.18), and taking the first order of δt and δr , we have

$$\delta \ddot{t} + 2H_b^L \dot{t}_b \delta \dot{t} + \left[\frac{\partial_t^2 \partial_r R}{\partial_r R} - (H^L)^2 \right]_b \dot{t}_b^2 \delta t + \left[\frac{\partial_t \partial_r^2 R}{\partial_r R} - H^L \frac{\partial_r^2 R}{\partial_r R} \right]_b \dot{t}_b^2 \delta r = 0. \quad (3.9)$$

Another equation is given by the null condition,

$$\delta \dot{r} = -\delta \dot{t} + H_b^L \dot{t}_b \delta t + \left[\frac{\partial_r k r^2 + 2kr}{2(\partial_r R)^2} + \frac{\partial_r^2 R}{\partial_r R} \right]_b \dot{t}_b \delta r = 0. \quad (3.10)$$

The temporal variation of the cosmological redshift of a comoving source is given by

$$\Delta z(\lambda) = z(\lambda + \Delta \lambda) - z_b(\lambda), \quad (3.11)$$

where the infinitesimal quantity $\Delta \lambda$ satisfies the equality

$$r(\lambda + \Delta \lambda) = r_b(\lambda). \quad (3.12)$$

From Eqs.(3.6), (3.7), (3.11) and (3.12), we have, up to the first order of $\Delta \lambda$,

$$\Delta z(\lambda) \sim \delta z(\lambda) + \dot{z}_b(\lambda) \Delta \lambda \sim \delta z(\lambda) - \frac{\dot{z}_b(\lambda)}{\dot{r}_b(\lambda)} \delta r(\lambda). \quad (3.13)$$

Thus we have the derivative of the cosmological redshift z with respect to the time of the observer as a function of the affine parameter,

$$\frac{dz}{dt_0}(\lambda) := \frac{\delta z(\lambda)}{\delta t(0)} - \frac{\dot{z}_b(\lambda)}{\dot{r}_b(\lambda)} \frac{\delta r(\lambda)}{\delta t(0)}. \quad (3.14)$$

Since we also obtain $z_b(\lambda)$ at once, we can have the relation between z and dz/dt_0 . In order to solve the differential equations (3.9) and (3.10), we need to know $(\partial_r^2 R)_b$, $(\partial_t^2 \partial_r R)_b$ and $(\partial_t \partial_r^2 R)_b$ which are given in Appendix D.

§4. Singularity at the center and critical point

4.1. Resolving singularity at the center

Suppose that the reference angular diameter distance $D(z)$ is exactly the same as that of the concordance Λ CDM model with $(\Omega_{M0}, \Omega_{A0}) = (0.3, 0.7)$, where Ω_{A0} is the density parameter of the cosmological constant. Then, as shown in Appendix E, once $\Omega_M(t_0, 0)$ is given, the set of solutions for the differential equations (2.20)-(2.24) is uniquely determined. Vanderveld, Flanagan and Wasserman³⁵⁾ reported that many of the inhomogeneous models which mimic observations of an accelerating universe contain a weak singularity at the symmetry center. This singularity is too weak to make the spacetime geodesically incomplete, and thus we may accept it as an effective model.

On the other hand, accuracy of observations in the low redshift domain is not sufficient to uniquely determine the distance-redshift relation. Thus, we need to assume the redshift dependence of the angular diameter distance in the low redshift domain. If C^∞ model is preferred, we may assume the following input angular diameter distance $D(z)$,

$$D = D_{(0.3,0.7)}(z) [1 - \exp(-z^2/\delta^2)] + D_{(\Omega_{m0},0)}(z) \exp(-z^2/\delta^2), \quad (4.1)$$

where δ is a positive constant, whereas $D_{(0.3,0.7)}$ and $D_{(\Omega_{m0},0)}$ are the angular diameter distance in the isotropic and homogeneous universe with $(\Omega_{M0}, \Omega_{A0}) = (0.3, 0.7)$ and $(\Omega_{M0}, \Omega_{A0}) = (\Omega_{m0}, 0)$, respectively. $D(z)$ is almost the same as the angular diameter distance of Λ CDM model for $z > \delta$, whereas, in the vicinity of the symmetry center, $D(z)$ is almost the same as that of the homogeneous and isotropic universe with $(\Omega_{M0}, \Omega_{A0}) = (\Omega_{m0}, 0)$. It should be noted that Ω_{m0} is equal to $\Omega_M(t_0, 0)$ and can be regarded as a parameter to specify the LTB universe model.

It might be worthwhile to again notice that if the vicinity of us is described well by the very smooth LTB model, the distance-redshift relation does not agree with that of the concordance Λ CDM model in the low redshift domain. Nambu and Tanimoto have shown that the Maclaurin series of $D(z)$ of the LTB model with a regular symmetry center agrees with the homogeneous and isotropic dust filled universe up to z^2 . The angular diameter distance (4.1) is one of the simplest assumption that holds the regularity at the symmetry center and agrees with that of the concordance Λ CDM model in the high redshift domain.

4.2. Critical point

The differential equation (2.23) has a singular point at which dD/dz vanishes. Following Ref.,³⁵⁾ we call this point the critical point and denote the cosmological redshift at the critical point by z_{cr} . We can require that the value of ζ should vanish at the critical point so that

the solution is regular at this point. This gives a constraint on the free parameter Ω_{m0} .

The symmetry center $r = 0$ is another regular singular point of the differential equations (2.20)-(2.24). The Runge-Kutta method, which we have used, is generally unstable to solve ordinary differential equations toward a regular singular point from a regular point, and thus we start the numerical integration from these regular singular points; we numerically integrate the equations from the symmetry center $r = 0$ but not to the critical point $z = z_{cr}$, and also integrate these from the critical point $z = z_{cr}$ but not to the symmetry center $r = 0$. Instead, specifying Ω_{m0} and the values of m , k and r at the critical point $z = z_{cr}$, we have numerically integrated the differential equations outward from the symmetry center $r = 0$ and inward from the critical point $z = z_{cr}$, to the matching point $z = z_m$ located in the domain between these singular points.

If we fail to choose appropriate values of Ω_{m0} and the values of m , k and r at the critical point $z = z_{cr}$, resultant solutions are discontinuous at $z = z_m$. Thus we have to search for the appropriate initial values for Ω_{m0} , and m , k and r at the critical point $z = z_{cr}$ so that the following matching conditions are satisfied.

$$\begin{aligned} m|_{z=z_m+0} &= m|_{z=z_m-0}, \\ k|_{z=z_m+0} &= k|_{z=z_m-0}, \\ r|_{z=z_m+0} &= r|_{z=z_m-0}, \\ \zeta|_{z=z_m+0} &= \zeta|_{z=z_m-0}. \end{aligned} \tag{4.2}$$

Note that if the above conditions hold, the smoothness of the solutions are also guaranteed, since the equations for these functions are first order differential equations.

We have searched for the appropriate initial conditions which guarantee the matching conditions (4.2), by using the four dimensional Newton-Raphson method. Using this procedure, we can uniquely obtain the solution if the value of δ in Eq.(4.1) is fixed.

§5. Numerical results

We have solved Eqs.(2.20)-(2.24) by using the numerical procedure described in the previous subsection. In the following subsections, we show $k(r(z))$, $m(r(z))$, $\Omega_M(t_0, r(z))$, $H(t_0, r(z))$, $H^L(t_0, r(z))$ and $\rho(t_0, r(z))$ as functions of the cosmological redshift z . We also show the time derivative of the cosmological redshift dz/dt_0 as a function of the cosmological redshift z itself together with that of the concordance Λ CDM universe with $(\Omega_{M0}, \Omega_{A0}) = (0.3, 0.7)$.

5.1. Results without local clumpiness ($\alpha = 1$)

In this subsection, we assume $\alpha = 1$. As mentioned above, the solution is uniquely given by using our numerical procedure if the value of δ in Eq.(4.1) is fixed. First, we show $m(r(z))$ and $k(r(z))$ as functions of z in Figs.1 and 2. The results do not largely depend on the value of δ except in $z \lesssim \delta$.

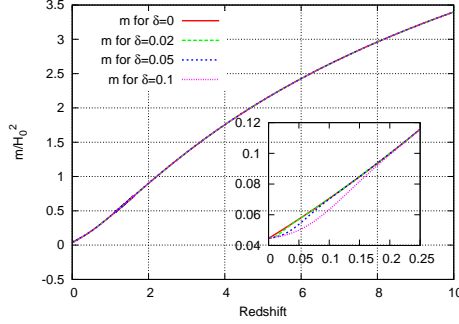


Fig. 1. The functions $m(r(z))$ are depicted as functions of the cosmological redshift for various values of δ .

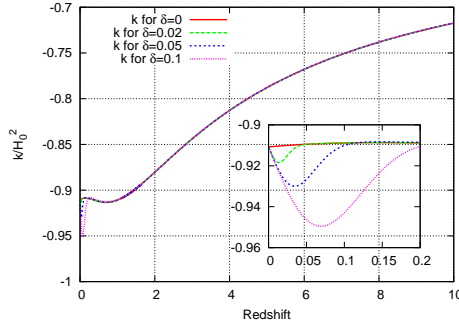


Fig. 2. The functions $k(r(z))$ are depicted as functions of the cosmological redshift for various values of δ .

In order to know physical properties of the solution, we depict $\Omega_M(t_0, r(z))$, $\rho(t_0, r(z))$, $H(t_0, r(z))$, and $H^L(t_0, r(z))$ as functions of z in Figs.3, 4 and 5. We can see from these figures that the resultant inhomogeneity is a large scale void structure. We note that $H(t_0, r(z)) = H^L(t_0, r(z))$ in homogeneous and isotropic universes, whereas we can see that $H(t_0, r(z))$ and $H^L(t_0, r(z))$ are different from each other about 10% in $2 \lesssim z < 10$ in the inhomogeneous case depicted in Fig.5. This result means that, in order to fit the distance-redshift relation of the LTB model with observations which almost agree with that predicted by the concordance Λ CDM universe with $(\Omega_{M0}, \Omega_{A0}) = (0.3, 0.7)$, the scale of the inhomogeneity should be at least a few Gpc.

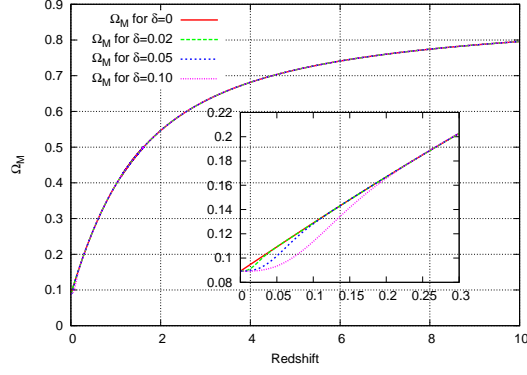


Fig. 3. The density-parameter functions $\Omega_M(t_0, r(z))$ are depicted as functions of the cosmological redshift for various values of δ .

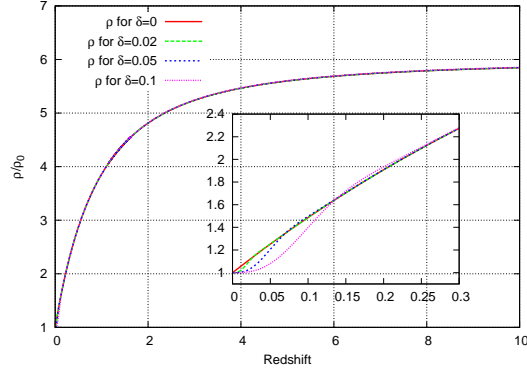


Fig. 4. The rest-mass densities $\rho(t_0, r(z))$ are depicted as functions of the cosmological redshift for various values of δ .

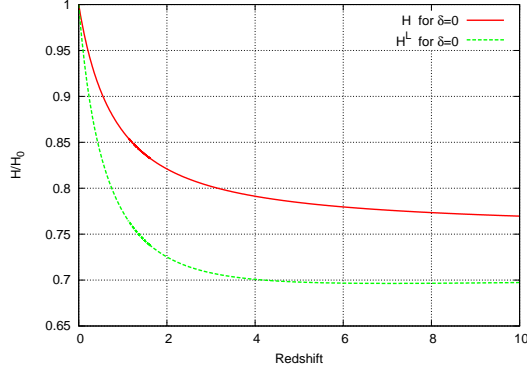


Fig. 5. The local Hubble function $H(t_0, r(z))$ and longitudinal expansion rate $H^L(t_0, r(z))$ are depicted as functions of the cosmological redshift for $\delta = 0$.

5.2. Results with local clumpiness

In this subsection, we fix the value of δ as 0 and study the effects of local clumpiness. The vanishing δ implies that $D(z)$ agrees with the angular diameter distance of the concordance

Λ CDM model, and thus the weak singularity appears at the symmetry center.

In the early universe, the matter distribution might be smooth, whereas it might be highly clumpy after the structures form. The simplest way to take account of the effects of local clumpiness and the growth of structures is introducing the z -dependent smoothness parameter $\alpha(z)$ which represents the fraction of matter spreading out almost homogeneously. The light rays from the standard candles to us propagate through regions filled with the matter of energy density $\alpha(z)\rho$.

At present, the z -dependence of $\alpha(z)$ is not known well. However, as the structures grow, the spreading-out component of the mass might decrease, and therefore α might be an increasing function of z . Further there might be a typical redshift $z = \beta$ at which almost all of the mass components form clumpy structures. This typical redshift β will depend on the scenario of the structure formation. For $z < \beta$, the light rays to us might propagate through the almost empty regions. Thus we assume the following form of the smoothness parameter $\alpha(z)$:

$$\alpha(z) = 1 - \exp[-z^2/\beta^2]. \quad (5.1)$$

A bundle of light ray propagating through the region of $\alpha = 1$ is called the filled beam, while a bundle of light ray propagating through the region of $\alpha = 0$ is called the empty beam. Thus any bundles of light ray are empty beams in the model of $\beta = \infty$. In the case of the empty beam, the angular diameter distance does not have maximal value and it is clear that the distance in the $\beta = \infty$ case cannot fit the distance in the Λ CDM universe in all domain of redshift. The results depend on the value of β as shown in Figs.6–9. The resultant inhomogeneity is also a large scale void structure.

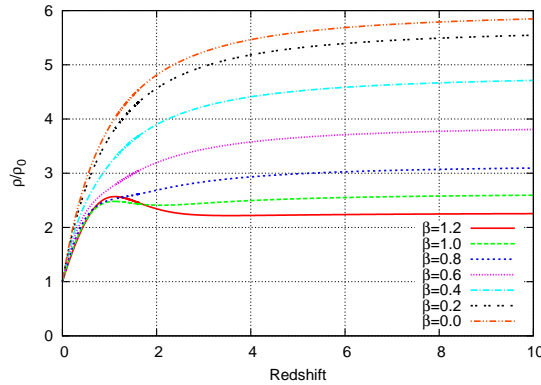


Fig. 6. The rest-mass densities $\rho(t_0, r(z))$ are depicted as functions of the cosmological redshift for $\delta = 0$ and various values of β .

We show one of the possibilities to reduce the amplitude of the large scale inhomogeneity by choosing appropriate value of β . In Fig.10, values of $H(t_0, r(z))$ and $H^L(t_0, r(z))$ are

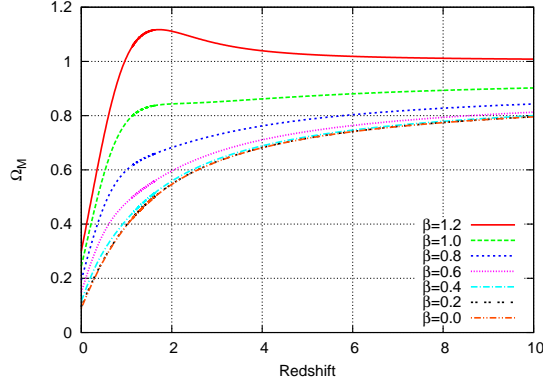


Fig. 7. The density-parameter functions $\Omega_M(t_0, r(z))$ are depicted as functions of the cosmological redshift for $\delta = 0$ and various values of β .

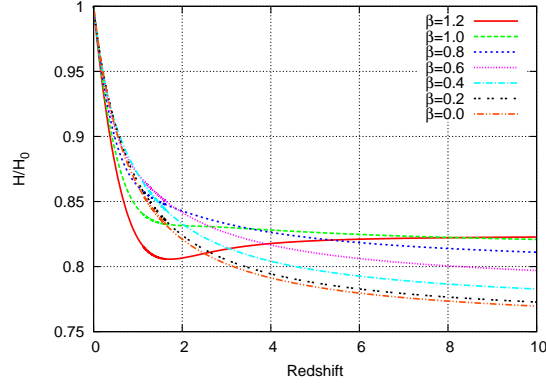


Fig. 8. The local Hubble function $H(t_0, r(z))$ are depicted as functions of the cosmological redshift for $\delta = 0$ and various values of β .

depicted as functions of z for $\beta = 1.1$. In this case, the difference between $H(t_0, r(z))$ and $H^L(t_0, r(z))$ is a few percents in $z \gtrsim 2$, and the amplitude of the inhomogeneity is smaller than the case depicted in Fig.5. It means that the appropriate value of the redshift which characterizes the period of local clumpiness formation may suppress the size of the void in a few Gpc. In our model, this appropriate value of the redshift is given by $\beta \sim 1.1$. In the region $z \gtrsim 4$ of our model with $\beta = 1.1$, the geometry of the universe is almost same as that of the isotropic and homogeneous universe.

5.3. Time variation of the redshift

We have shown, in the preceding subsections, that it is possible to construct the LTB universe model with the same distance-redshift relation as that of the concordance Λ CDM model. Thus it is very important to study how to observationally distinguish these two models from each other. Here, we show that the temporal variation of the cosmological redshift is one of the useful observational quantities. In Fig.11, we depict the derivative

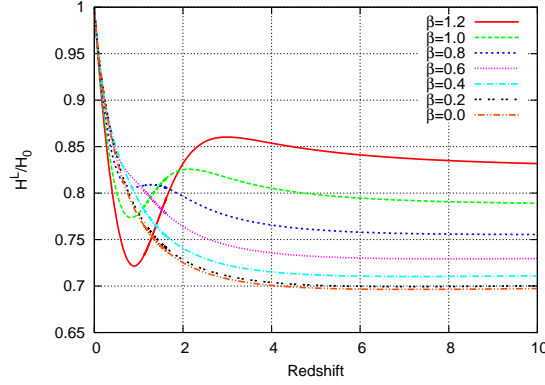


Fig. 9. The longitudinal expansion rate $H^L(t_0, r(z))$ are depicted as functions of the cosmological redshift for $\delta = 0$ and various values of β .

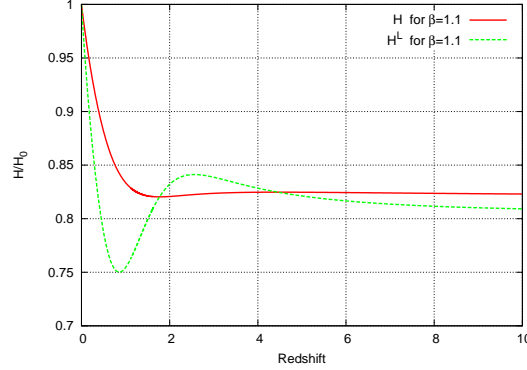


Fig. 10. The local Hubble function $H(t_0, r(z))$ and longitudinal expansion rate $H^L(t_0, r(z))$ are depicted as functions of the cosmological redshift for $\delta = 0$ and $\beta = 1.1$.

dz/dt_0 of the cosmological redshift with respect to the time t_0 of the observer at the symmetry center $r = 0$ as a function of the cosmological redshift itself.

As can be seen from this figure, dz/dt_0 is positive for $0 < z \lesssim 2$ in the case of the concordance Λ CDM model, while it is negative for all z in the LTB universe models with the uniform big-bang time. Therefore, if we observe whether dz/dt_0 is positive or negative for $z \lesssim 2$, we can distinguish our LTB model from the concordance Λ CDM model. From Eq.(3.5), we have $dz/dt_0|_{z=1} \sim 0.24H_0$ for the concordance Λ CDM model, and thus the variation of the cosmological redshift in one year is $\Delta z|_{z=1} \sim 1.8 \times 10^{-11}(H_0/75\text{km/sec/Mpc})$. By the observation in more than ten years, we have $\Delta z|_{z=1}$ larger than 10^{-10} for the concordance Λ CDM universe model, and this value will become observable by the technological innovation in near future.^{43),44)}

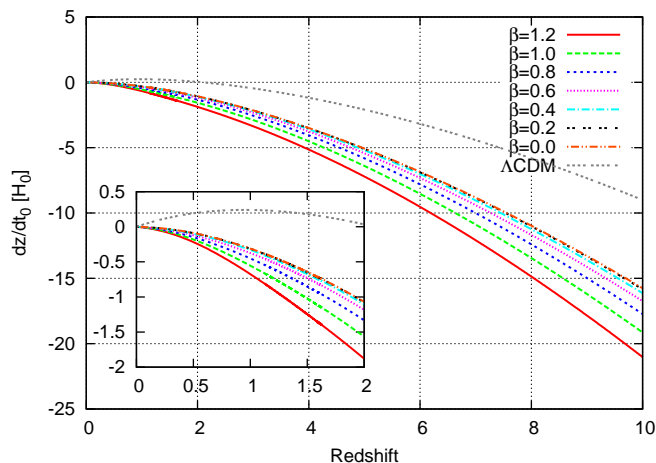


Fig. 11. Time derivatives of the cosmological redshift for the various models are depicted as functions of the cosmological redshift.

§6. Summary and discussion

In this paper, we have tried to solve the inverse problem to construct the LTB universe model which has the same distance-redshift relation as that of the concordance Λ CDM model with $(\Omega_{M0}, \Omega_{A0}) = (0.3, 0.7)$, and then we have obtained solutions by numerical integrations. In the present study, assuming the inflationary period in the early universe, we have restricted ourselves to the models with the uniform big-bang time, and the resultant universe model has a very large void whose symmetry center is the observer's position. We have also studied the effects of local clumpiness introducing the smoothness parameter α , and have shown that the local clumpiness may reduce the amplitude of the large scale inhomogeneity of the void. These studies imply that it is possible to construct the inhomogeneous but isotropic universe model with the distance-redshift relation which agrees with the observational data of the distance-redshift relation quite well.

Our LTB universe model is regarded as an unnatural model from the point of view of the Copernican principle, because the observer stands exactly at the center of the isotropic universe. How far we can separate from the center in consistent with current observations is discussed in Refs.^{8), 45)–48)} The tightest limit is given by Alnes and Amarzguioui in Ref.⁴⁵⁾ as 15Mpc from the observation of CMB. This value is much smaller than the cosmological scale, and thus we should stay at a special position if the void universe is real. However, there is no observational data to entirely exclude inhomogeneous universe models until now. Therefore, it is important to know what sort of inhomogeneous universes is possible to explain current observations and to propose the observational method to test inhomogeneous universe models.

In this paper, we have also studied the temporal variation of the distance-redshift relation in our LTB universe model whose distance-redshift relation is the same as the concordance Λ CDM model with $(\Omega_{M0}, \Omega_{\Lambda0}) = (0.3, 0.7)$. The result implies that if we can observe the time derivative of the cosmological redshift with sufficient accuracy, we can distinguish our LTB model from the concordance Λ CDM universe model. The innovation in observational technology might give us the data about the time derivative of the cosmological redshift in near future.^{31), 43), 44)}

Finally, we should note that if we ignore the inflationary paradigm, the functional freedom of the big-bang time $t_B(r)$ comes back, and we might construct the LTB universe model with the same redshift-distance relation and further the same dz/dt_0 as these of the concordance Λ CDM model by choosing appropriate big-bang time $t_B(r)$.³¹⁾ However, in this case, we may need other mechanism to explain the results in CMB observations and other cosmological problems than the standard cosmology starting from the inflation. This is the future work and will be discussed elsewhere.

Acknowledgement

We are grateful to M. Tanimoto and Y. Nambu for helpful discussions and comments.

Appendix A

— Characteristic of the function $\mathcal{S}(x)$ —

From Eqs.(2.3) and (2.5), we can see that the function $\mathcal{S}(x)$ is a solution of the following nonlinear differential equation.

$$4[S(x) + xS'(x)]^2 + 9x - \frac{3}{S(x)} = 0. \quad (\text{A}\cdot 1)$$

We can easily see that $S(x) = 1/3x$ is also a solution of Eq.(A.1). This solution is not equivalent to $S(x) = \mathcal{S}(x)$ since $\mathcal{S}(0) = (3/4)^{2/3}$ from Eq.(2.7). It is verifiable by Eq.(2.7) that

$$x = \tilde{x} := \left(\frac{\pi}{6}\right)^{2/3} \quad (\text{A}\cdot 2)$$

is a root of the equation $\mathcal{S}(x) = 1/3x$. In other words, the solutions $S(x) = 1/3x$ and $S(x) = \mathcal{S}(x)$ agrees with each other at $x = \tilde{x}$.

Let us consider the behaviour of a solution $S(x)$ which is regular in the neighbourhood of $x = 0$. Expanding $S(x)$ around $x = 0$, we have

$$S(x) = a_0 + a_1x + \mathcal{O}(x^2). \quad (\text{A}\cdot 3)$$

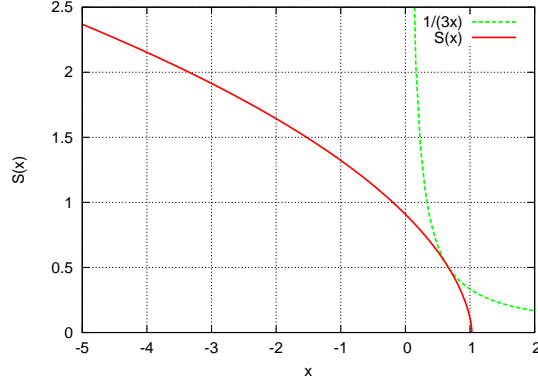


Fig. 12. $\mathcal{S}(x)$ and $1/3x$

Substituting this expression into Eq. (A.1), we have, from the zeroth order of x ,

$$a_0 = \left(\frac{3}{4}\right)^{1/3} \quad (\text{A.4})$$

and, from the first order of x ,

$$a_1 = -\frac{9}{10}6^{-1/3}. \quad (\text{A.5})$$

Therefore, the solution $S(x)$ regular at $x = 0$ should satisfy $S(0) = (3/4)^{2/3}$. This result also means that $\mathcal{S}(x)$ is the unique solution which is regular at $x = 0$.

Next, we consider a solution $S(x)$ which satisfies $S(\tilde{x}) = 1/3\tilde{x}$. Expanding $S(x)$ around $x = \tilde{x}$, we have

$$S = b_0 + b_1(x - \tilde{x}) + b_2(x - \tilde{x})^2 + \mathcal{O}((x - \tilde{x})^3). \quad (\text{A.6})$$

Substituting this expression into Eq.(A.1), we find, from the 0-th order of $(x - \tilde{x})$,

$$b_1 = -\frac{1}{3\tilde{x}^2}. \quad (\text{A.7})$$

Then, we have

$$S'(x)|_{x=\tilde{x}} = b_1 = -\frac{1}{3\tilde{x}^2} = \left(\frac{1}{3x}\right)' \Big|_{x=\tilde{x}}. \quad (\text{A.8})$$

Therefore, the derivative of $S(x)$ at $x = \tilde{x}$ is unique. This result implies that the solutions $S(x) = 1/3x$ and $S(x) = \mathcal{S}(x)$ have the same gradient at $x = \tilde{x}$. The first order of $(x - \tilde{x})$ in Eq.(A.1) is automatically satisfied. From the second order, we have

$$\left(b_2 - \frac{1}{3\tilde{x}^3}\right) \left(b_2 - \frac{1}{3\tilde{x}^3} + \frac{27}{16}\right) = 0. \quad (\text{A.9})$$

There are two roots $b_2 = b_{2\pm}$ of the above equation, where

$$b_{2+} = \frac{1}{3\tilde{x}^3} \quad \text{and} \quad b_{2-} = \frac{1}{3\tilde{x}^3} - \frac{27}{16}. \quad (\text{A.10})$$

This fact means that at least there are two solutions of Eq.(A.1) which have the same value and the same derivative at $x = \tilde{x}$. The root $b_2 = b_{2+}$ corresponds to the solution $S(x) = 1/3x$ whereas the other root $b_2 = b_{2-}$ corresponds to the solution $S(x) = \mathcal{S}(x)$. Since we have

$$\mathcal{S} + x\mathcal{S}' = 2(b_1 + \tilde{x}b_{2-})(x - \tilde{x}) + \mathcal{O}((x - \tilde{x})^2), \quad (\text{A}\cdot 11)$$

and since $b_1 < 0$ and $b_{2-} < 0$, we have

$$\mathcal{S} + x\mathcal{S}' > 0 \quad \text{for } x < \tilde{x}, \quad (\text{A}\cdot 12)$$

$$\mathcal{S} + x\mathcal{S}' < 0 \quad \text{for } x > \tilde{x}. \quad (\text{A}\cdot 13)$$

Eventually, we obtain the differential equation for $\mathcal{S}(x)$ as

$$\mathcal{S} + x\mathcal{S}' = \frac{\sqrt{3}}{2} \sqrt{\frac{1}{\mathcal{S}} - 3x} \quad \text{for } x < \tilde{x}, \quad (\text{A}\cdot 14)$$

$$\mathcal{S} + x\mathcal{S}' = -\frac{\sqrt{3}}{2} \sqrt{\frac{1}{\mathcal{S}} - 3x} \quad \text{for } x > \tilde{x}. \quad (\text{A}\cdot 15)$$

Appendix B

—— Dyer-Roeder equation ——

Let us consider a bundle of light rays whose sectional area is given by A . The expansion rate θ of A along the ray is defined by

$$\theta = \frac{\dot{A}}{2A}, \quad (\text{B}\cdot 1)$$

where the dot is the differentiation with respect to an affine parameter λ of the ray bundle. Then the evolution of θ is given by⁴⁹⁾

$$\dot{\theta} = -\theta^2 - \sigma^2 - \frac{1}{2}R_{\mu\nu}p^\mu p^\nu, \quad (\text{B}\cdot 2)$$

where p^μ is a tangent vector of the light ray, and σ^2 is the shear factor defined by

$$\sigma^2 = \frac{1}{2}\nabla_\mu p_\nu \nabla^\mu p^\nu - \frac{1}{4}(\nabla_\mu p^\mu)^2. \quad (\text{B}\cdot 3)$$

Substituting Eq.(B.1) into Eq.(B.2), we have

$$\ddot{\sqrt{A}} = -\left(\sigma^2 + \frac{1}{2}R_{\mu\nu}p^\mu p^\nu\right)\sqrt{A}. \quad (\text{B}\cdot 4)$$

Let us assume that the light beam passes through far away from clumps, and the contribution of σ in Eq.(B.4) is negligible.^{38)–40)} In addition, we assume that the fraction of

the matter density which is smoothly distributed is given by α , namely, the energy density on the ray is given by $\alpha\rho$. As mentioned in Sec.1, α is the so-called smoothness parameter. Then, Eq.(B.4) reduces to

$$\ddot{\sqrt{A}} = -4\pi\dot{t}^2\alpha\rho\sqrt{A}, \quad (\text{B}\cdot 5)$$

where we have used the Einstein equation with the energy momentum tensor (2.2).

Since the relation between the angular diameter distance and A is given by

$$D \propto \sqrt{A}, \quad (\text{B}\cdot 6)$$

we obtain

$$\ddot{D} = -4\pi\dot{t}^2\alpha\rho D. \quad (\text{B}\cdot 7)$$

When D is given as a function of redshift z , we can rewrite the above equation in the form of Eq.(2.19).

Appendix C

—— Derivation of basic equations ——

From Eq. (2.16), we have

$$\dot{r} = \frac{1+z}{H_0}. \quad (\text{C}\cdot 1)$$

This is identical to Eq.(2.22). From Eq.(2.26), we find

$$\dot{z} = \frac{\zeta}{dD/dz} \quad (\text{C}\cdot 2)$$

as Eq.(2.23). Using ζ , Eq.(2.19) can be written as Eq.(2.24):

$$\dot{\zeta} = -4\pi \frac{(1+z)^2}{H_0^2} \alpha\rho D. \quad (\text{C}\cdot 3)$$

Remaining task is derivation of Eqs.(2.20) and (2.21) from Eqs.(2.14) and (2.18). Differentiating Eq.(2.5) with r , we have

$$\begin{aligned} \partial_r R &= \frac{1}{3} r m^{-2/3} (t - t_B)^{2/3} (\mathcal{S} - 2x\mathcal{S}') \frac{\dot{m}}{\dot{r}} \\ &\quad - \frac{2}{3} r m^{1/3} (t - t_B)^{-1/3} (\mathcal{S} + x\mathcal{S}') \frac{\dot{t}_B}{\dot{r}} \\ &\quad + r m^{-1/3} (t - t_B)^{4/3} \mathcal{S}' \frac{\dot{k}}{\dot{r}} \\ &\quad + m^{1/3} (t - t_B)^{2/3} \mathcal{S}. \end{aligned} \quad (\text{C}\cdot 4)$$

Substituting Eqs.(C.4) and (2.16) into Eq.(2.14) we have

$$a\dot{m} + b\dot{t}_B + c\dot{k} + d = 0, \quad (\text{C.5})$$

where

$$a = \frac{1}{3}rm^{-2/3}(t - t_B)^{2/3}(\mathcal{S} - 2x\mathcal{S}'), \quad (\text{C.6})$$

$$b = -\frac{2}{3}rm^{1/3}(t - t_B)^{-1/3}(\mathcal{S} + x\mathcal{S}'), \quad (\text{C.7})$$

$$c = rm^{-1/3}(t - t_B)^{4/3}\mathcal{S}', \quad (\text{C.8})$$

$$d = -\frac{1+z}{H_0} \left[\sqrt{1 - kr^2} - m^{1/3}(t - t_B)^{2/3}\mathcal{S} \right]. \quad (\text{C.9})$$

Using Eqs.(2.13) and (2.16), we can rewrite Eq.(2.18) as

$$-\partial_r R \frac{\zeta}{H_0 dD/dz} + \partial_t \partial_r R \left(\frac{1+z}{H_0} \right)^2 = 0. \quad (\text{C.10})$$

Differentiating Eq.(C.4) with t , we have

$$\begin{aligned} \partial_t \partial_r R &= \frac{1}{6}rm^{-2/3}(t - t_B)^{-1/3} \frac{1}{\mathcal{S}^2} \frac{\dot{m}}{\dot{r}} \\ &\quad + \frac{1}{6}rm^{1/3}(t - t_B)^{-4/3} \frac{1}{\mathcal{S}^2} \frac{\dot{t}_B}{\dot{r}} \\ &\quad + \frac{2}{3}rm^{-1/3}(t - t_B)^{1/3} (2\mathcal{S}' + x\mathcal{S}'') \frac{\dot{k}}{\dot{r}} \\ &\quad + \frac{2}{3}m^{1/3}(t - t_B)^{-1/3}(\mathcal{S} + x\mathcal{S}'), \end{aligned} \quad (\text{C.11})$$

where we have used the following equation for $\mathcal{S}(x)$ (see Ref.⁴¹):

$$x(2\mathcal{S}\mathcal{S}'' + \mathcal{S}'^2) + 5\mathcal{S}\mathcal{S}' + \frac{9}{4} = 0. \quad (\text{C.12})$$

Substituting Eqs.(2.14) and (C.11) into Eq. (C.10), we have

$$e\dot{m} + f\dot{t}_B + g\dot{k} + h = 0, \quad (\text{C.13})$$

where

$$e = rm^{-2/3}(t - t_B)^{-1/3}, \quad (\text{C.14})$$

$$f = rm^{1/3}(t - t_B)^{-4/3}, \quad (\text{C.15})$$

$$g = 4rm^{-1/3}(t - t_B)^{1/3}\mathcal{S}^2(2\mathcal{S}' + x\mathcal{S}''), \quad (\text{C.16})$$

$$h = -\frac{6\sqrt{1 - kr^2}\zeta}{(1+z)dD/dz}\mathcal{S}^2 + \frac{1+z}{H_0} \left[4m^{1/3}(t - t_B)^{-1/3}\mathcal{S}^2(\mathcal{S} + x\mathcal{S}') \right]. \quad (\text{C.17})$$

If $t_B(r)$ is given, from Eqs.(C.5) and (C.13), we have

$$\dot{m} = F_m(m, k, r, z, \zeta) := \frac{c\tilde{h} - \tilde{d}g}{ag - ce}, \quad (\text{C.18})$$

$$\dot{k} = F_k(m, k, r, z, \zeta) := \frac{\tilde{d}e - a\tilde{h}}{ag - ce}, \quad (\text{C.19})$$

where

$$\tilde{d} = d + \frac{b(1+z)\partial_r t_B}{H_0}, \quad (\text{C.20})$$

$$\tilde{h} = h + \frac{f(1+z)\partial_r t_B}{H_0}. \quad (\text{C.21})$$

Appendix D

—— $(\partial_r^2 R)_b$, $(\partial_t^2 \partial_r R)_b$ and $(\partial_t \partial_r^2 R)_b$ ——

we show how to calculate $\partial_r^2 R$, $\partial_t^2 \partial_r R$ and $\partial_t \partial_r^2 R$ on the null geodesic which corresponds to the observed light ray. Let us consider the differentiation of the null condition (2.14) along the null geodesic $(t, r) = (t_b, r_b)$ with λ as follows:

$$\frac{d}{d\lambda} \left(\partial_r R - \sqrt{1 - kr^2} \right) = 0. \quad (\text{D.1})$$

Using $\dot{t} = -\dot{r}$, we have

$$(\partial_r^2 R)_b = (\partial_t \partial_r R)_b - \left(\frac{\partial_r(kr^2)}{2\sqrt{1 - kr^2}} \right)_b, \quad (\text{D.2})$$

where $\partial_t \partial_r R$ is given by Eq.(C.11).

The expression for $\partial_t^2 \partial_r R$ is given by differentiating Eq.(2.3) with t and r as

$$\partial_t^2 \partial_r R = -\frac{2\partial_r M}{R^2} + \frac{4M\partial_r R}{R^3}, \quad (\text{D.3})$$

where $\partial_r R$ is given by Eq.(C.4).

Finally, $(\partial_t \partial_r^2 R)_b$ is given by differentiating the null geodesic equation (2.18) with the affine parameter λ . Namely,

$$\frac{d}{d\lambda} \left(\partial_r R \ddot{t} + \partial_t \partial_r R \dot{t}^2 \right) = 0. \quad (\text{D.4})$$

The above equation leads

$$(\partial_t \partial_r^2 R)_b = (\partial_t^2 \partial_r R)_b + \dot{t}_b^{-3} \left(\partial_r R \ddot{\dot{t}} + 3\partial_t \partial_r R \dot{t} \ddot{t} - \partial_r^2 R \dot{t}^2 \right)_b, \quad (\text{D.5})$$

where

$$\dot{t} = -\frac{1+z}{H_0}, \quad (\text{D}\cdot 6)$$

$$\ddot{t} = -\frac{\zeta}{H_0 d D / dz}, \quad (\text{D}\cdot 7)$$

$$\ddot{\ddot{t}} = \frac{4\pi(1+z)^2\alpha\rho D}{H_0^3 d D / dz} + \frac{\zeta^2 d^2 D / dz^2}{H_0 d D / dz}. \quad (\text{D}\cdot 8)$$

Appendix E

—— *Initial conditions at the center without distance modification* ——

From the null condition, we have $\partial_r R \sim 1$ near the center. Then we have $R \sim r$ in order that the metric (2.1) is regular at the center. Therefore, from Eq. (2.4), M should be given by

$$M(r) = \frac{m_0}{6} r^3 + \mathcal{O}(r^4) \quad (\text{E}\cdot 1)$$

for the finiteness of ρ at the center. Then we have

$$m(r) = m_0 + \mathcal{O}(r). \quad (\text{E}\cdot 2)$$

Hereafter, subscript 0 describes the initial value at the center. Obviously, $r_0 = z_0 = 0$. Remaining initial values are m_0 , k_0 and ζ_0 . In addition, also t_0 should be determined initially.

Since

$$R \sim r \quad (\text{E}\cdot 3)$$

near the center, Eqs.(2.3), (2.4) and (2.5) are given by

$$8\pi\rho_0 = m_0, \quad (\text{E}\cdot 4)$$

$$\left(\frac{\partial_t R}{R} \right)^2 \Big|_{r=0, t=t_0} = H_0^2 = -k_0 + \frac{8\pi\rho_0}{3}, \quad (\text{E}\cdot 5)$$

$$x_0 \mathcal{S}(x_0) = \frac{k_0}{8\pi\rho_0}, \quad (\text{E}\cdot 6)$$

where

$$x_0 = k_0 \left(\frac{t_0}{m_0} \right)^{2/3}. \quad (\text{E}\cdot 7)$$

Eq.(E.5) can be rewritten as

$$1 = \Omega_{k0} + \Omega_{M0}, \quad (\text{E}\cdot 8)$$

where

$$\Omega_{k0} = -k_0/H_0^2, \quad (\text{E}\cdot 9)$$

$$\Omega_{M0} = 8\pi\rho_0/(3H_0^2). \quad (\text{E}\cdot 10)$$

Once we fix the value of Ω_{m0} at the symmetry center, Ω_{k0} or equivalently k_0 is fixed by Eq.(E-8). m_0 and ρ_0 are related to Ω_{m0} by Eqs.(E-4) and (E-10). t_0 is given as the solution of Eq.(E-6). Remaining initial value is $\zeta_0 = \dot{z}_0 dD/dz|_{z=0} = \dot{z}_0/H_0$. Differentiating Eq.(2-3) with r , we have

$$\partial_t \partial_r R = \frac{1}{2\partial_t R} \left(-(\partial_r k)r^2 - 2kr + \frac{2\partial_r M}{R} - \frac{2M\partial_r R}{R^2} \right). \quad (\text{E}\cdot 11)$$

The above equation becomes

$$\partial_t \partial_r R = H_0 \quad (\text{E}\cdot 12)$$

at $r = 0$ and $t = t_0$. Using this equation, from Eqs.(2-16) and (2-18), we find

$$\dot{z}_0 = \frac{1}{H_0} \left. \frac{\partial_t \partial_r R}{\partial_r R} \right|_{r=0, t=t_0} = 1. \quad (\text{E}\cdot 13)$$

Then, we have

$$\zeta_0 = \dot{z}_0 \left. \frac{dD}{dz} \right|_{z=0} = \frac{\dot{z}_0}{H_0} = \frac{1}{H_0}. \quad (\text{E}\cdot 14)$$

References

- 1) D. N. Spergel *et al.*, *Astrophys. J. Suppl.* **148** (2003) , 175.
- 2) A. G. Riess *et al.* [Supernova Search Team Collaboration], *Astron. J.* **116** (1998), 1009.
- 3) S. Perlmutter *et al.* [Supernova Cosmology Project Collaboration], *Astrophys. J.* **517** (1999), 565.
- 4) R. A. Knop *et al.*, *Astrophys. J.* **598** (2003), 102.
- 5) A. G. Riess *et al.*, *Astrophys. J.* **607** (2004), 665.
- 6) E. W. Kolb, arXiv:0709.3102.
- 7) I. Zehavi, A. G. Riess, R. P. Kirshner, and A. Dekel, *Astrophys. J.* **503** (1998), 483.
- 8) K. Tomita, *Astrophys. J.* **529** (2000), 38.
- 9) K. Tomita, *Mon. Not. Roy. Astron. Soc.* **326** (2001), 287.
- 10) K. Tomita, *Prog. Theor. Phys.* **106** (2001), 929.
- 11) M.-N. Celerier, *Astron. Astrophys.* **353** (2000), 63.
- 12) H. Iguchi, T. Nakamura, and K.-i. Nakao, *Prog. Theor. Phys.* **108** (2002), 809.
- 13) K. Bolejko, *PMC Phys. A* **2** (2008), 1
- 14) D. J. H. Chung and A. E. Romano, *Phys. Rev.* **D74** (2006), 103507.
- 15) K. Enqvist and T. Mattsson, *JCAP* **0702** (2007), 019.
- 16) D. Garfinkle, *Class. Quant. Grav.* **23** (2006), 4811.
- 17) M. Kasai, *Prog. Theor. Phys.* **117** (2007), 1067.

- 18) T. Biswas and A. Notari, astro-ph/0702555.
- 19) M.-N. Celerier, astro-ph/0702416.
- 20) K. Enqvist, Gen. Rel. Grav. **40** (2008), 451.
- 21) T. Mattsson, arXiv:0711.4264.
- 22) G. Lemaitre, Gen. Rel. Grav. **29** (1997), 641.
- 23) R. C. Tolman, Proc. Nat. Acad. Sci. **20** (1934), 169.
- 24) H. Bondi, Mon. Not. Roy. Astron. Soc. **107** (1947), 410.
- 25) H. Alnes, M. Amarzguioui, and O. Gron, Phys. Rev. **D73** (2006), 083519.
- 26) S. Alexander, T. Biswas, A. Notari, and D. Vaid, arXiv:0712.0370.
- 27) J. Garcia-Bellido and T. Haugboelle, JCAP **0804** (2008), 003.
- 28) J. P. Zibin, arXiv:0804.1787.
- 29) C. Clarkson, B. A. Bassett, and T. H.-C. Lu, arXiv:0712.3457.
- 30) R. R. Caldwell and A. Stebbins, arXiv:0711.3459.
- 31) J.-P. Uzan, C. Clarkson, and G. F. R. Ellis, arXiv:0801.0068.
- 32) K. Bolejko and J. S. B. Wyithe, arXiv:0807.2891 [astro-ph].
- 33) T. Clifton, P. G. Ferreira and K. Land, arXiv:0807.1443 [astro-ph].
- 34) N. Mustapha, C. Hellaby, and G. F. R. Ellis, Mon. Not. Roy. Astron. Soc. **292** (1997), 817.
- 35) R. A. Vanderveld, E. E. Flanagan, and I. Wasserman, Phys. Rev. **D74** (2006), 023506.
- 36) M. Tanimoto and Y. Nambu, private communication.
- 37) R. Pain *et al.*, Astrophys. J. **577** (2002), 120.
- 38) R. Kantowski, Astrophys. J. **155** (1969), 89.
- 39) C. C. Dyer and R. C. Roeder, Astrophys. J. **180** (1973), L31+.
- 40) R. Kantowski, Astrophys. J. **507**, (1998), 483.
- 41) M. Tanimoto and Y. Nambu, Class. Quant. Grav. **24** (2007), 3843.
- 42) K. Lake, Phys. Rev. **D76** (2007), 063508.
- 43) C.-H. Li *et al.*, Nature **452** (2008), 610.
- 44) Liske, J. *et al.*, Mon. Not. Roy. Astron. Soc. **386** (2008), 1192.
- 45) H. Alnes and M. Amarzguioui, Phys. Rev. **D74** (2006), 103520.
- 46) H. Alnes and M. Amarzguioui, Phys. Rev. **D75** (2007), 023506.
- 47) K. Tomita, Astrophys. J. **529** (2000), 26.
- 48) K. Tomita, Prog. Theor. Phys. **105** (2001), 419.
- 49) R. Sachs, Royal Society of London Proceedings Series A **264** (1961), 309.