

Duality between normal and superconducting junctions of multiple quantum wires

Sourin Das¹ and Sumathi Rao²

¹ Centre for High Energy Physics, Indian Institute of Science, Bangalore 560 012, India* and

² Harish-Chandra Research Institute, Allahabad 211 019, India[†]

(Dated: October 26, 2018)

We study junctions of single-channel spinless Luttinger liquids using bosonisation. We generalize earlier studies by allowing the junction to be superconducting and find new charge non-conserving low energy fixed points. We establish the existence of $g \leftrightarrow 1/g$ duality (where g is the Luttinger Liquid parameter) between the charge conserving (normal) junction and the charge non-conserving (superconducting) junction by evaluating and comparing the scaling dimensions of various operators around the fixed points in both the normal and superconducting sectors of the theory. For the most general two-wire junction, we show that there are two conformally invariant one-parameter families of fixed points which are also connected by a duality transformation. We also show that the stable fixed point for the two-wire superconducting junction corresponds to the situation where the crossed Andreev reflection (an incoming electron is transmitted as an outgoing hole) is perfect between the wires. For the three-wire junction, we study, in particular, the superconducting analogs of the chiral, D_P and the disconnected fixed points obtained earlier in the literature in the context of charge conserving three-wire junctions. We show that these fixed points can be stabilized for $g < 1$ (repulsive electrons) within the superconducting sector of the theory which makes them experimentally relevant.

PACS numbers: 71.10.Pm, 73.21.Hb, 74.45.+c

I. INTRODUCTION

Recently, Y-junctions of several quasi one-dimensional (1-D) quantum wires (QW) have been realized experimentally in single-walled carbon nanotubes [1, 2]. Junctions of this kind are of importance for potential application in the fabrication of quantum circuitry. Theoretically, junctions of QW have been studied from several points of view [3, 4, 5, 6, 7, 8, 9, 10, 11, 12, 13, 14, 15, 16, 17, 18, 19, 20, 21, 22, 23, 24, 25, 26] using bosonisation, weak interaction renormalisation group (WIRG) methods, conformal field theory and functional renormalisation group methods. The junction has also been variously taken to be enclosing a flux, having a resonant level, having a Kondo spin and having a superconductor using one or the other techniques mentioned above.

A comprehensive study of the junctions of three QW enclosing magnetic flux was carried out by Chamon et. al [6, 7], where the wires were modeled as single channel spinless Luttinger liquids (LL) and conformally invariant charge conserving boundary conditions were identified in terms of boundary bosonic fields which had correspondence with a host of fixed points in the theory. However, superconducting junctions of multiple 1-D QW have not been studied in the past for the case of arbitrarily strong electron-electron interactions.

In this article, we study transport across multiple wires connected to a superconductor as depicted in Fig. 1. In the sub-gap region, normal reflection and transmission of the electrons cannot occur, since charges can enter and exit the superconductor only as a Cooper pair. But due to the proximity effect, two new processes can

occur. One is the phenomenon of Andreev reflection (AR) in which an electron like quasi-particle incident on *normal-superconductor* (NS) junction is reflected back as a hole along with the transfer of two electrons into the superconductor as a Cooper pair. The second even more interesting process is ‘crossed Andreev reflection (CAR)’ [27, 28, 29, 30], whereby an electron from one wire pairs with an electron from another wire to form a Cooper pair and jumps into the superconductor, emitting a hole in the second wire (note that for a singlet superconductor, the two electrons have opposite spins). This can take place provided that the distance between the two wires L is less than or equal to the phase coherence length of the superconductor. Thus, for an incident electron, holes are either reflected or transmitted across the junction, and total current conservation is taken care of by the Cooper pairs jumping into the superconductor. However, as far as the multiple wire system is concerned, current is not conserved. The system is modeled as several 1-D LL connected to a superconducting junction. We assume that the width of the superconductor between any two wires $L \geq a$, where a is the phase coherence length of the superconductor. For simplicity, we assume that the superconductor is a singlet. Thus spin is conserved in transport across the superconductor and we can confine our study to spinless LL. For this system, we see that the superconductor can be modeled simply as a (charge-violating) boundary condition on the bosons in the wire. We also find a rich fixed point structure that generalizes the earlier structure of fixed points found when multiple wires are connected to a normal junction.

The superconductor explicitly violates charge conser-

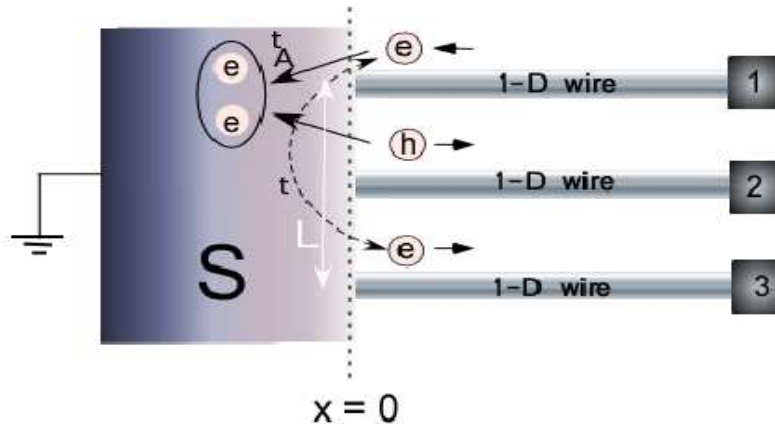


FIG. 1: Multiple wires connected to a superconducting junction within the phase coherence length a ($L < a$) of the superconductor. The processes corresponding to an incident electron on one wire undergoing CAR (amplitude represented as t_A) and direct transmission (amplitude represented as t) to a different wire across the superconductor are depicted in the figure.

vation at the boundary, thereby it allows for a generalization of the study of Chamon et. al. to the charge non-conserving sector. We find that there exists a “normal junction–superconducting junction (N–S)” duality given by $g \leftrightarrow 1/g$ (g is the LL parameter) between the charge conserving (normal) and the charge non-conserving (superconducting) sectors of the theory for junctions of any number of QW. As a consequence of this duality, many of the fixed points that were unstable for the normal junction for $g < 1$, turn out to have stable superconducting analogs. The stability of the fixed points mentioned here are calculated with respect to perturbations which are within the normal sector if the fixed point is in the normal sector and within the superconducting sector for the fixed point in the superconducting sector. The main results obtained in this article in the context of two-wire and three-wire junctions are :

- (a) For the most general two-wire junction, we show that there are two conformally invariant one-parameter families of fixed points which are connected to one another via a duality transformation. We also show that the normal sector and the superconducting sector of the theory correspond to two distinct points on each of two one-parameter families of fixed points. Hence other than these special points on the two one-parameter families, loosely speaking, the rest of the fixed points represent semi-normal (semi-superconducting) junction. We find that the stable fixed point within the superconducting sector of the theory corresponds to a situation where an incoming electron is completely transmitted as an outgoing hole, as shown in Fig. 2(b). This is the crossed Andreev reflection (CAR). This fixed point is shown to be dual to the unstable connected (perfectly transmitting) fixed point of a two-wire

normal junction due to the N–S duality.

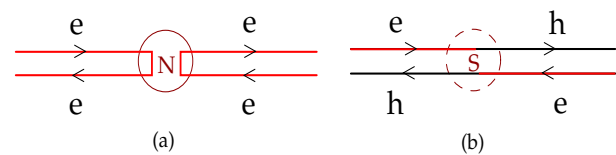


FIG. 2: Stable fixed points of (a) normal junction (electron is completely reflected) and (b) superconducting junction (electron is perfectly transmitted as a hole).

- (b) For the three-wire junction, we restrict our study to the special cases of normal and superconducting sectors. Within each sector, the theory of the three-wire junction effectively reduces to the most general theory of the two-wire junction as in both cases it is a theory of two independent bosonic fields. For the three-wire junction, out of the three independent bosonic fields, one is pinned either by the charge conserving (normal) boundary condition or by the charge non-conserving (superconducting) boundary condition leaving behind only two independent fields. Hence for the three-wire superconducting junction also, one gets two conformally invariant one-parameter families of fixed points, which are connected to one another via a duality transformation. Of all these fixed points for the system of a superconducting three-wire junction, we shall mainly focus on two which are of interest both theoretically and experimentally :

- (i) SD_P fixed point : This fixed point represents a junction with Z_3 symmetry between the three-wires having maximal CAR between any of the two-wires. In other words, this is a fixed point

where an incoming electron has non-zero components on all three wires as outgoing states. $-2/3$ of the charge is transmitted on the two other wires (hole transmission) and $1/3$ of the charge is back-scattered (electron reflection). Note that the net change in charge at the boundary is $e - (-2/3 - 2/3)e + (1/3)e = 2e$. This can be identified as the charge non-conserving analog of the D_P fixed point found in Ref. 7. The SD_P fixed point is shown to be stable for $g < 1/3$ within the superconducting sector and is identified as dual of the charge conserving D_P fixed point via the N-S duality. These fixed points are shown in Fig. 3.

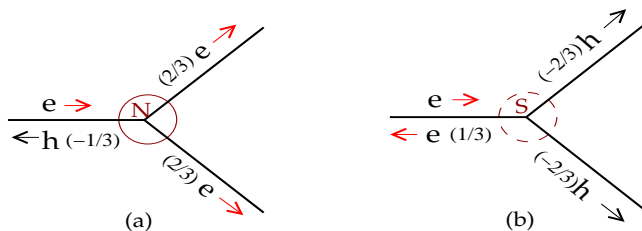


FIG. 3: (a) D_P fixed point for the normal junction. $2/3$ charge is transmitted on each of the other wires and $-1/3$ charge is reflected, and (b) SD_P fixed point for the superconducting junction. $-2/3$ charge is transmitted on each of the other wires and $1/3$ charge is reflected. Note that we have considered incoming electrons only along one of the wires.

- (ii) $S\chi_{\pm}$ fixed point : These two fixed points, $S\chi_{+}$ and $S\chi_{-}$, represent a superconducting three-wire junction with maximally asymmetric inter-wire CAR with broken time reversal symmetry. An incoming electron along wire 1 is transmitted as a hole in wire 2, and so on, cyclically, as shown in Fig. 3(b) (or the other way around). They are the superconducting analogs of the chiral fixed points (Fig. 3(a)) found earlier [5, 7, 9]. Unlike their charge conserving analogs, these fixed points are stable for $1/3 < g < 1$. As can be seen from the stability window of $S\chi_{\pm}$, these are the most relevant fixed points from the experimental point of view as they can be stabilized even for a very weakly interacting ($g \lesssim 1$) electron gas provided the charge conserving perturbations are weak enough.

An extensive study of the renormalisation group evolution of several wires connected to a superconductor was carried out very recently in Refs. 10 and 11 by the present authors and A. Saha, where conductances were studied in the Landauer-Buttiker language of transmission and reflection of electrons. Interactions were taken into account perturbatively using the weak interaction

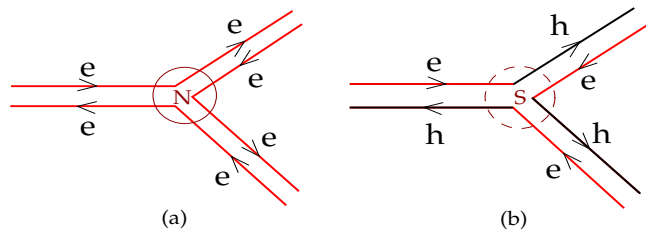


FIG. 4: (a) χ_{\pm} and (b) $S\chi_{\pm}$ fixed points.

renormalisation group WIRG method. But for arbitrarily strong inter-electron interactions, one needs to use bosonization. Also, since the WIRG procedure is essentially a one-particle approach, it could only access those fixed points that could be expressed linearly in terms of fermions. To access other fixed points, one needs to use the technique of bosonisation. Note that some of the fixed points obtained from the fermionic WIRG method can be identified with some of the fixed points obtained using bosonization by taking the g close to unity limit but in general this is not true. In this paper, our aim is a comprehensive study of the system of multiple wires connected to a superconductor, and to identify the various fixed points of the system, only some of which were obtained in the earlier approach.

In what follows, we first describe bosonization of superconducting junction of N number of LL wires in Section II. In Subsections II A, II B and II C, we apply this method to single-wire, two-wire and three-wire junctions and calculate scaling dimensions of various operators in the theory. In Subsection II D, we give an expression for conductance and calculate it for various fixed points obtained in previous subsections. Finally, we conclude with a discussion on general issues related to the physics of LL junctions in Section III.

II. BOSONIZATION OF THE SUPERCONDUCTING JUNCTION OF LL QW

The (spinless) electron field can be written in terms of bosonic fields as,

$$\psi(x) = F_O e^{ik_F x} e^{i(\theta(x) + \phi(x))} + F_I e^{-ik_F x} e^{i(\phi(x) - \theta(x))}$$

where F_O and F_I are Klein factors for the outgoing and incoming fields respectively, and $\phi(x)$ and $\theta(x)$ are the dual bosonic fields and k_F is the Fermi momentum. The wires are modeled as spinless LL on a half-line ($x > 0$) *i.e.*, here we use a folded basis for describing the junction such that all the wires lie between $x = 0$ and $x = \infty$ and the junction is positioned at $x = 0$. Hence the action is given by

$$S = \int d\tau \int_0^\infty dx \sum_{i=1}^N \left[\frac{1}{\pi} \dot{\phi}_i \theta'_i + \frac{v}{2\pi} \left\{ g (\phi'_i)^2 + \frac{1}{g} (\theta'_i)^2 \right\} \right] \quad (1)$$

where prime (dot) stands for spatial (time) derivative and $\phi_i(x, t) = (\phi_{iO} + \phi_{iI})/2$, $\theta_i(x, t) = (\phi_{iO} - \phi_{iI})/2$; $\dot{\phi}_i = (v/g)\theta'_i$ and $\theta_i = (vg)\phi'_i$. ϕ_{iO} and ϕ_{iI} are the chiral outgoing and incoming bosonic fields.

The action can also be written in terms of purely the ϕ_i fields or the θ_i fields and as is well-known, the two actions are identical with the replacement of $g \leftrightarrow 1/g$. The total densities and the currents in each wire can also be written in terms of the incoming and outgoing fields : the density $\rho = \rho_O + \rho_I$ with $\rho_{O/I} = \pm(1/2\pi)\phi'_{O/I}$ and the current $j = j_O - j_I$ with $j_{O/I} = \pm v_F(1/2\pi)\phi'_{O/I}$. To complete the theory, the action needs to be augmented by a boundary condition at the origin which represents the physics at the junction.

Now following the method we used in Ref. 9, it is possible to represent the junction in terms of a splitting matrix *i.e.*, we connect the incoming and the outgoing current fields as $j_{iO}|_{x=0} = \mathbb{C}_{ik} j_{kI}|_{x=0}$ [34] through a current splitting matrix, \mathbb{C}_{ik} . For charge conserving fixed points, the net current flowing into the junction must be zero. Hence all charge conserving fixed points must satisfy the constraint that $\sum_i j_i = 0$. In terms of the bosonic fields, this implies that $\sum_i \phi'_{iI} = -\sum_i \phi'_{iO}$. Now we can write a field splitting boundary condition as

$$\phi_{iO} = \mathbb{C}_{ij} \phi_{jI} \quad (2)$$

which is consistent with $j_{iO} = \mathbb{C}_{ik} j_{kI}$ and $\sum_i \phi'_{iI} = -\sum_i \phi'_{iO}$. While writing the field splitting relations in the above form, we have ignored possible integration constants, inclusion of which makes no difference to the evaluation of scaling dimensions of operators around various fixed points. Hence, the current splitting and the field splitting matrices are taken to be the same.

For the boundary condition or equivalently for the matrix \mathbb{C}_{ij} to represent a fixed point, it should not flow under RG. This means that it has to be scale invariant or equivalently in 1 + 1 dimensions, conformally invariant. Here, this condition simply means that the trace of the energy-momentum tensor of the bosonic fields has to vanish at the boundary ($x = 0$). This yields the following condition [31, 32]

$$\sum_{i=1}^m \dot{\varphi}_i \varphi'_i|_{x=0} = 0 \quad (3)$$

where, the φ_i are mutually independent fields such that for a junction of N -wire system with N' constraints,

$m = N - N'$. Hence, for two or more fields coupled to the junction, one can have mixed boundary conditions, besides the Dirichlet ($\phi_i = 0$) and Neumann ($\phi'_i = 0$) boundary conditions. For $m = 2$ (which is the case for the most general two-wire junction or the three-wire case in either the purely charge conserving or the purely superconducting limit), there are two independent families of solutions possible to the above equation given by

$$\varphi'_1 = -a\dot{\varphi}_2, \quad \text{and} \quad \varphi'_2 = a\dot{\varphi}_1 \quad (4)$$

$$\dot{\varphi}_1 = -a\dot{\varphi}_2, \quad \text{and} \quad \varphi'_2 = a\varphi'_1 \quad (5)$$

where a is a real constant, independent of x and t . In terms of the 2×2 field splitting matrices, it is easy to check that this is equivalent to taking

$$\mathbb{C}_{\theta_1} = \begin{pmatrix} c_1 & s_1 \\ -s_1 & c_1 \end{pmatrix} \quad \text{and} \quad \mathbb{C}_{\theta_2} = \begin{pmatrix} c_2 & s_2 \\ s_2 & -c_2 \end{pmatrix} \quad (6)$$

where $c_i = \cos \theta_i$ and $s_i = \sin \theta_i$ are real parameters and \mathbb{C}_{θ_1} and \mathbb{C}_{θ_2} are the field splitting matrices at the junction for the φ fields. The two family of solutions are connected via duality transformation, which we call $\mathbb{D}_{\theta_1\theta_2}$. $\mathbb{D}_{\theta_1\theta_2}$ duality can be accomplished by either $\varphi_1 \leftrightarrow \vartheta_1$ or $\varphi_2 \leftrightarrow \vartheta_2$. For the two-wire system, φ_i and ϑ_i can be identified with the ϕ_i and θ_i respectively, i being the wire index and \mathbb{C}_{θ_1} and \mathbb{C}_{θ_2} can be identified with the current splitting matrices for the two-wire system. For the three-wire case, φ_i and ϑ_i have to be taken to be linear combinations of ϕ_i s and θ_i s after imposing normal and superconducting boundary conditions. For these one-parameter families it turns out that the incoming and outgoing (bosonic) boundary fields satisfy the bosonic commutation relations of the bulk given by $[\phi_{O/I}(x), \phi_{O/I}(x')] = \pm i\pi \text{Sgn}(x - x')$, so imposing bosonic commutation relations gives no new constraints.

The boundary conditions may also be written in terms of the Bogoliubov transformed free bosonic fields, $\tilde{\phi}_{iO/I}$ which are defined as [9]

$$\phi_{iO} = \frac{1}{2\sqrt{g}} \left[(g+1)\tilde{\phi}_{iO} - (g-1)\tilde{\phi}_{iI} \right] \quad (7)$$

$$\phi_{iI} = \frac{1}{2\sqrt{g}} \left[-(g-1)\tilde{\phi}_{iO} + (g+1)\tilde{\phi}_{iI} \right] \quad (8)$$

For the tilde fields, the boundary condition $\phi_{iO} = \mathbb{C}_{ij} \phi_{jI}$ for the N -wire junction becomes

$$\tilde{\phi}_{iO} = \mathbb{R}_{ij} \tilde{\phi}_{jI}$$

with

$$\mathbb{R} = \frac{[(g+1)\mathbb{C} + (g-1)\mathbb{I}]}{[(g-1)\mathbb{C} + (g+1)\mathbb{I}]} \quad (9)$$

Thus \mathbb{R} is the matrix that connects 'free' incoming and outgoing bosonic fields whose dimensions we know how

to compute. Now notice that when $\mathbb{C}^2 = \mathbb{I}$, the above equation simplifies to $\tilde{\phi}_{iO} = \mathbb{C}_{ij} \tilde{\phi}_{jI}$, but not otherwise. This implies that, for the case of $\mathbb{C}^2 = \mathbb{I}$ both the interacting fields ($\phi_{iO/I}$) and the free fields ($\tilde{\phi}_{iO/I}$) satisfy the same boundary condition. Also note that current conservation implies that the elements of the splitting matrix \mathbb{C} are real and satisfy the constraint,

$$\sum_i \mathbb{C}_{ij} = 1 \quad (10)$$

Furthermore the constraint that both the incoming and outgoing fields satisfy bosonic commutation relations independently implies [9]

$$\sum_j \mathbb{C}_{ij}^2 = 1 \quad \text{and} \quad \sum_j \mathbb{C}_{ij} \mathbb{C}_{i+1,j} = 0 \quad (11)$$

which is essentially the same constraint that is obtained from imposing the constraint of scale invariance, or requiring \mathbb{C}_{ij} to be a fixed point.

For the three-wire system, most of the fixed points studied in Ref. 7 can be obtained as \mathbb{C} matrices satisfying the above constraints. For instance, the disconnected normal (DN_3) fixed point where each of the wires independently has a Neumann boundary condition on the ϕ field at origin corresponds to $\mathbb{C} = \mathbb{I}$ and the D_P fixed point has \mathbb{C} matrix of the form

$$\mathbb{C} = \begin{pmatrix} -1/3 & 2/3 & 2/3 \\ 2/3 & -1/3 & 2/3 \\ 2/3 & 2/3 & -1/3 \end{pmatrix} \quad (12)$$

It turns out that several other \mathbb{C} -matrices obeying the constraints mentioned above fall into the two one-parameter families given in Eq. 6 and hence can be identified as conformally invariant fixed points. Also note that both the disconnected DN_3 and the above D_P fixed points belong to the special class of \mathbb{C}_{ij} matrix for which $\mathbb{C}^2 = \mathbb{I}$.

Physically, the disconnected DN_3 fixed point (called N in Ref. 7) corresponds to a situation where the conductance between any two-wires is zero, whereas the D_P fixed point corresponds to a situation where there is a perfect symmetry among the three-wires and the conductance between any two-wires has the maximal value allowed by Z_3 symmetry. Note that this maximum is larger than the maximal inter-wire conductance that would be allowed within a free-electron picture for the maximally conducting Z_3 symmetric case [7] and this is related to the fact that for the bosonic Z_3 symmetric fixed point, multi-particle scattering leads to an enhancement of conductance as was discussed in Ref. 7. In Subsection II D, by calculating the conductance, we will show that for the analogous situation in the superconducting sector, this is

no longer true, and in fact, there is a reduction in the conductance as compared to the free electron case. The difference in the processes participating in the two sectors can also be seen in Fig. 3.

The charge conserving constraint at the junction implies that the boundary condition on the CM field defined as $\phi_{\text{CM}} = \sum_i \phi_i$ always has to be Neumann *i.e.*, $\sum \phi_{iI} = \sum \phi_{iO} + c$, where c is a constant. However, in the presence of a superconducting junction strongly coupled to the wires, there will only be charge non-conserving processes at the boundary (*i.e.*, it can either absorb or emit a Cooper-pair), and charge conserving processes will be suppressed (at energies below the superconducting gap). Now if we impose Dirichlet boundary condition on the CM field, it turns out that it gives the correct boundary condition at the junction that converts an electron to a hole and vice-versa, and mimics the existence of a superconductor at the junction. This leads to new fixed points, which have not been explored in Ref. 7. This is one of the main points of our article.

In order to establish the duality between the normal and superconducting junctions, let us consider the case of an NS junction where a single QW is connected to a superconductor (This case was considered briefly in the appendix of Ref. 7) in the sub-gap regime. In the limit, when the coupling between the wire and the superconductor is strong (*i.e.*, there is no back-scattering of electrons), the system is in the perfect Andreev limit and hence an incoming electron current is completely reflected as an outgoing hole current *i.e.*, $j_I = -j_O$. We call this as the Andreev (A_1) fixed point. This implies that the boundary condition on the $\phi(x=0, t)$ field is Dirichlet (or equivalently Neumann on the dual $\theta(x=0, t)$ field) and the total current at the junction is given by $j = j_I - j_O = 2j_I$. This can be easily generalized to a system of superconducting junction of N -wires.

For the N -wire system, we must have the sum of the incoming electron current equal to the sum of outgoing hole current, which means that $\sum_i j_{iI} + \sum_i j_{iO} = 0$ at the junction. In turn, this implies that $\sum_i \rho_i = 0$, *i.e.*, the total electron density is zero at the junction. This is of course the correct boundary condition as the electron density is expected to vanish at the junction due to the finite superconducting gap. In terms of the splitting matrix \mathbb{C} , the above constraint translates into the condition,

$$\sum_i \mathbb{C}_{ij} = -1 \quad (13)$$

in contrast to the current conserving constraint (Eq. 10) [35]. The other constraints coming from the bosonic commutation relations that $\phi_{iO/I}$ have to satisfy, given by Eq. 11, still remain valid. As mentioned earlier, these matrices fall into the two one parameter families given in Eq. 6, thus enabling us to identify them as fixed points. In fact, given a \mathbb{C}_{ij} matrix representing

a fixed point in the normal sector, its dual fixed point in the superconducting sector can be obtained by transforming $\mathbb{C}_{ij} \rightarrow -\mathbb{C}_{ij}$. It can be easily checked that this prescription of finding the dual fixed points is consistent with the constraints given by Eqs. 10 and 13.

The duality between the charge conserving and the superconducting boundary conditions is now obvious and can be understood physically as follows. Current conservation implies that the net current should be zero at the junction while, superconductivity implies that the net electron density at the junction has to be zero, due to the existence of the gap for single electron excitations in the superconductor. So, in the current conserving case, the boundary condition on the ϕ_{CM} field is Neumann (or Dirichlet on θ_{CM} field, *i.e.*, $\sum_i j_i(0, t) = 0$) while for the superconducting case, the boundary condition is Dirichlet on ϕ_{CM} field (or Neumann on θ_{CM} field, *i.e.*, $\sum_i \rho_i(0, t) = 0$). As the θ and the ϕ fields have $g \leftrightarrow 1/g$ duality among themselves, it automatically extends to the various fixed points in one sector and their analogs in the other sector, which are obtained by imposing further boundary conditions on the fields other than the CM field. We confirm this by explicitly calculating the scaling dimension of operators corresponding to all possible perturbations around these various fixed points.

Note however that the N–S duality exists over and above the dualities that exist within each sector. For instance, within the charge conserving sector for the two-wire system, there exists a duality between weak back-scattering (strong tunneling) and strong back-scattering (weak tunneling) limits with $g \leftrightarrow 1/g$ interchange. Similarly in the superconducting sector also, there exists a duality between weak back-scattering of holes or weak Andreev reflection (strong transmission of holes or strong CAR) and strong back-scattering of holes or strong Andreev reflection (weak transmission of holes or weak CAR) with $g \leftrightarrow 1/g$. This essentially follows from the $\mathbb{D}_{\theta_1\theta_2}$ duality.

We will now explicitly consider the cases where there are $N = 1, 2$ and 3 wires coupled to the superconductor.

A. Single-wire junction

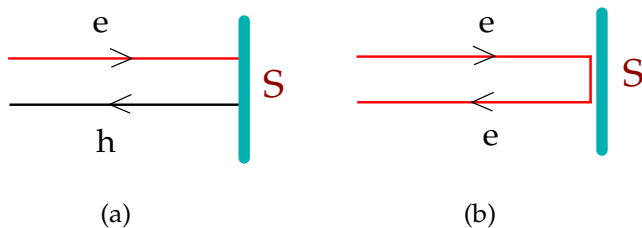


FIG. 5: (a) Andreev reflection and (b) normal reflection from a superconductor.

We start with the simplest case of the NS junction where the number of wires, $N = 1$. In this case, there are two single element splitting matrices that satisfy the constraints of Eq. 11, and only one of them satisfies the superconducting constraint of $\mathbb{C}_{ij} = -1$. In that case the wire is perfectly connected to the superconductor and an incoming electron is scattered back perfectly into a hole (see Fig. 5). This is the perfect Andreev limit described before where $j_{iI} = -j_{iO}$. The scaling dimension of the electron back-scattering operator, $\psi_I^\dagger \psi_O$ (the subscripts I/O on the electron fields refer to incoming and outgoing branches) around this fixed point can be easily found by bosonizing it as $\psi_I^\dagger \psi_O \sim e^{-i\phi_I} e^{i\phi_O}$. Upon writing it in terms of the Bogoliubov transformed fields, we can compute the scaling dimension of this operator to be $2g$. Note that the back-scattering operator we have turned on around the charge non-conserving fixed point is charge conserving.

The other fixed point corresponds to the charge conserving case, where the splitting matrix is $\mathbb{C}_{ij} = +1$. Here the incoming current is perfectly (normal) reflected ($j_{iI} = j_{iO}$) and the wire is completely disconnected from the superconductor. We can now turn on a charge violating perturbation, such as the Andreev reflection (AR) operator, $\psi_I \psi_O \sim e^{i\phi_I} e^{i\phi_O}$. The scaling dimension of this operator turns out to be $2/g$. This establishes the $g \leftrightarrow 1/g$ N–S duality between these two cases.

B. Two-wire junction

Let us now go on to case of the NSN junction, where the number of wires is $N = 2$. In this case, the current splitting matrix is 2×2 . Unlike the previous case (NS junction), here we find that there are two fixed points in the superconducting sector and they are represented by the following two matrices

$$\mathbb{C}_1 = \begin{pmatrix} -1 & 0 \\ 0 & -1 \end{pmatrix} \quad \text{and} \quad \mathbb{C}_2 = \begin{pmatrix} 0 & -1 \\ -1 & 0 \end{pmatrix} \quad (14)$$

The matrix \mathbb{C}_1 corresponds to a situation where the two-wires are individually tuned to the disconnected Andreev (\mathbb{A}_2) fixed point (electrons are reflected back as holes) whereas the matrix \mathbb{C}_2 implies perfect CAR between the wires and is called the crossed Andreev (\mathbb{CA}_2) fixed point (electrons perfectly transmitted as holes). As can be easily checked, \mathbb{C}_1 is a particular case of \mathbb{C}_{θ_1} ($\theta_1 = \pi$) and \mathbb{C}_2 is a particular case of \mathbb{C}_{θ_2} ($\theta_2 = -\pi/2$) given by Eq. 6. It is easy to see that these two cases are analogous to the completely reflecting (disconnected) and completely transmitting (fully connected) cases for the normal two-wire junction.

Let us now turn on tunneling or back-scattering operators as perturbations around these fixed points. Around \mathbb{C}_1 , which is fully disconnected, we switch on a CAR operator which will convert an incoming electron in one

wire to an outgoing hole in another, given by $\psi_{1I}\psi_{2O} \sim e^{i\phi_{1I}}e^{i\phi_{2O}}$. The dimension of this operator can be computed by re-expressing the operator in terms of the Bogoliubov transformed fields.

Since the matrix \mathbb{C}_1 is just the negative of the identity matrix, it is trivial to see that the Bogoliubov transformed fields also satisfy the same boundary conditions as the original fields. The scaling dimension can easily be computed and it turns out to be equal to g . Analogously, around the \mathbb{C}_2 fixed point, where an electron injected in the first wire gets perfectly transmitted as a hole in the second wire, we can switch on the AR operator, $\psi_{iI}\psi_{iO} \sim e^{i\phi_{iI}}e^{i\phi_{iO}}$. Again the bosonic fields can be re-expressed in terms of the Bogoliubov transformed $\tilde{\phi}$ fields and since $\mathbb{C}_2^2 = \mathbb{I}$, the tilde fields also satisfy the same boundary conditions. Here, we find that the Andreev back-scattering operator has the dimension $1/g$. Hence, within the superconducting sector, for repulsive inter-electron interactions, $g < 1$, the CA_2 fixed point is a stable fixed point (shown in Fig. 2(b)) while the fully disconnected A_2 fixed point is unstable. This is in contrast to the normal charge-conserving junction of two-wires, where the “cut” wire (shown in Fig. 2(a)) corresponds to stable fixed point for repulsive interactions. Again this can also be understood in terms of the $g \leftrightarrow 1/g$ N–S duality.

In the above analysis, we have restricted ourselves to either Neumann (for normal) or Dirichlet (for superconducting) boundary conditions on the CM field and then analysed the system, which essentially reduces the system to a single boson ($m = 1$) problem. However, once we allow for arbitrary charge non-conservation, then for the two-wire system, both the CM field $\frac{1}{\sqrt{2}}(\phi_1 + \phi_2)$ and the relative field $\frac{1}{\sqrt{2}}(\phi_1 - \phi_2)$ enter the picture. Hence, the system can no longer be reduced to a single boson theory as could be done when the charge conserving or the superconducting boundary condition removed the CM field completely from the scene.

Hence in general for a two-wire junction, we have a genuine $m = N = 2$ problem. As mentioned earlier, in terms of these two fields, scale invariance of the boundary condition gives us two one-parameter family of fixed points which are consistent with bosonic commutation rules imposed on the incoming and outgoing fields. The two families are connected via duality transformation ($\phi \leftrightarrow \theta$) on either the ϕ_1 field or, the ϕ_2 field, where 1 and 2 are wire

indices. So in conclusion, the important point to note is that except for $\theta_1 = 0$ (“cut”) and $\theta_2 = \pi/2$ (“healed”) for the normal case or, $\theta_1 = \pi$ and $\theta_2 = -\pi/2$ for the superconducting case, these fixed points belong neither to the category of charge conserving fixed points nor to the category of superconducting fixed points. A similar isolated fixed point, called Andreev-Griffiths (AG) fixed point which allowed both superconducting and charge conserving transmissions and reflections was seen earlier in WIRG formalism in Refs. 10 and 11 by the authors and A. Saha.

C. Three-wire junction

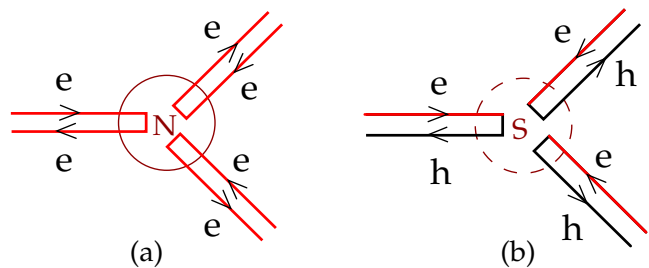


FIG. 6: (a) DN_3 and (b) A_3 fixed points.

Finally, let us consider the case where there is a superconducting junction of three LL wires, *i.e.* $N = 3$ and the current splitting matrix is 3×3 . Here too, just as in the normal three-wire case [7], we do not have a complete classification of all the fixed points of the system in general. However, a partial classification within the superconducting or the normal sector can be obtained in terms of the current splitting matrix which can be derived from the \mathbb{C}_{θ_1} and \mathbb{C}_{θ_2} matrices given in Eq. 6. For the superconducting case, it is easy to see that we will have a fixed point corresponding to the situation where each individual wire is tuned to the Andreev fixed point (see Fig. 6) at the junction. This is the disconnected Andreev (A_3) fixed point. We will also have the SD_P fixed point as mentioned earlier. These are the analogs of DN_3 and D_P fixed points for the normal sector. We will focus on these fixed points first. The current splitting matrices representing the A_3 and the SD_P are given by

$$\mathbb{C}_{\text{A}_3}^3 = \begin{pmatrix} -1 & 0 & 0 \\ 0 & -1 & 0 \\ 0 & 0 & -1 \end{pmatrix} \quad \text{and} \quad \mathbb{C}_{\text{SD}_P}^3 = \begin{pmatrix} 1/3 & -2/3 & -2/3 \\ -2/3 & 1/3 & -2/3 \\ -2/3 & -2/3 & 1/3 \end{pmatrix} \quad (15)$$

Let us now compute the stability of these two fixed

points. Around A_3 , the CAR operator is given by

$\psi_{iI}\psi_{jO} \sim e^{i\phi_{iI}}e^{i\phi_{jO}}$ where $j \neq i$ and $i, j = 1, 2, 3$. This is the same operator that we considered in the two-wire case around the A_2 fixed point, and the dimension of the operator of course turns out to be g because essentially it only involves tunneling between two-wires that are disconnected from each other. This is dual to the scaling dimension of the normal tunneling operator around the disconnected three-wire fixed point, which is $1/g$. Thus, it gives a simple check of the general N–S duality.

A more non-trivial check is to consider the stability of the SD_P fixed point. The general N–S duality implies that this should be dual to the usual D_P fixed point of the normal junction. Let us first consider the operator corresponding to CAR *i.e.*, $\psi_{iI}\psi_{jO} \sim e^{i\phi_{iI}}e^{-i\phi_{jO}}$. Since the matrix $(\mathbb{C}_{D_P}^3)^2 = \mathbb{I}$, the Bogoliubov transformed bosons also satisfy the same boundary condition as the original fields, as mentioned earlier. Hence the dimension of the operator can easily be computed to be $1/3g$. Now consider the scaling dimension of the normal tunneling operator, $\psi_{iI}\psi_{jO}^\dagger \sim e^{i\phi_{iI}}e^{-i\phi_{jO}}$ around the normal D_P fixed point. This has been computed in Ref. 7 to be $g/3$. Thus the dimensions of these operators are related by $g \leftrightarrow 1/g$ N–S duality. Similarly, if we consider the AR operator in each wire, $\psi_{iI}\psi_{iO} \sim e^{i\phi_{iI}}e^{i\phi_{iO}}$, its dimension can be computed to be $4/3g$. This is dual to the dimension of the usual reflection operator, $\psi_{iI}\psi_{iO}^\dagger \sim e^{i\phi_{iI}}e^{-i\phi_{iO}}$ in a normal junction which was earlier found to be $4g/3$ [7].

Finally, let us consider the tunneling of the incoming electron in wire i to the incoming electron in wire j . Here, since the tunneling happens within the incoming channels before the electron reaches the junction, the operator is given by $\psi_{iI}\psi_{jI}^\dagger \sim e^{i\phi_{iI}}e^{-i\phi_{jI}}$. In other words, this is a charge conserving operator, unlike the two other (charge violating) operators for which we calculated the scaling dimensions. Hence the third tunneling operator that we consider as a perturbation around the SD_P fixed point is the same as that for the D_P fixed point. However, the scaling dimension of this operator computed around the SD_P and the D_P fixed points turn out to be different because the boundary condition explicitly enters the computation of the scaling dimensions. They turn out to be $1/g$ and g respectively, which is in accord with the N–S duality.

To sum up, we find that the scaling dimensions of the three classes of operators ($\psi_{iI}\psi_{jO}$; $\psi_{iI}\psi_{iO}$; $\psi_{iI}\psi_{jI}^\dagger$)

around the SD_P fixed point to be $(1/3g; 4/3g; 1/g)$. These are connected by N–S duality to the three classes of charge conserving operators ($\psi_{iI}\psi_{jO}$; $\psi_{iI}\psi_{iO}$; $\psi_{iI}\psi_{jI}^\dagger$) around the D_P fixed point which turn out to be $(g/3; 4g/3; g)$. This actually exhausts the set of all possible operators allowed by symmetry within the superconducting sector around the SD_P fixed point. The important point to note is that for values of g such that $g < 1/3$, all these operators are irrelevant. So in the limit where the junction is tuned such that there are no charge conserving normal tunnelings or reflections at the junction, this fixed point is stable for $g < 1/3$.

One can also perturbatively include the effect of charge conserving tunneling and reflection processes at the junction and calculate their scaling dimensions. Such operators are also connected by the same N–S duality transformations between the charge conserving and the superconducting sectors. The charge conserving tunneling operator, $\psi_{iI}\psi_{jO}^\dagger \sim e^{i\phi_{iI}}e^{-i\phi_{jI}}$ between two-wires across the superconducting junction around SD_P fixed point is found to have a scaling dimension $(2g^2 + 3)/3g$. This continues to be irrelevant for $g < 1/3$; hence it does not disturb the stability of the SD_P fixed point. But the scaling dimension of the normal reflection around SD_P fixed point turns out to be $2g/3$, which is relevant for $g < 1$. Hence, we conclude that the SD_P fixed point is stable within the superconducting sector for $g < 1/3$ but including the normal reflection operator will make it flow to the disconnected charge conserving fixed point. We can also view the SD_P fixed point as a strong tunneling limit of the CAR processes around the A_3 fixed point. This is analogous to the strong coupling–weak coupling duality between the D_P and the DN_3 fixed points for the normal three-wire system as was pointed out in Ref. 7. If we now compare the scaling dimensions of the CAR operator between the two fixed points, these are g and $1/3g$ respectively for the A_3 and the SD_P fixed points. In contrast, for the disconnected fixed point and D_P fixed point of the normal wire, they are $1/g$ and $g/3$ respectively. Hence the duality $1/g \leftrightarrow g/3$ for the normal case goes over to $g \leftrightarrow 1/3g$ in superconducting case in agreement with the N–S duality.

Next we consider the $S\chi_\pm$ fixed point. This fixed point is described by the following two current splitting matrices given by

$$\mathbb{C}_{S_+}^3 = \begin{pmatrix} 0 & -1 & 0 \\ 0 & 0 & -1 \\ -1 & 0 & 0 \end{pmatrix} \quad \text{and} \quad \mathbb{C}_{S_-}^3 = \begin{pmatrix} 0 & 0 & -1 \\ -1 & 0 & 0 \\ 0 & -1 & 0 \end{pmatrix} \quad (16)$$

Here the subscript S stands for superconducting case

and the $+/-$ for chirality. The $\mathbb{C}_{S_+}^3$ fixed point cor-

Normal junction	Superconducting junction
(a) N=1 Disconnected fixed point DN ₁ , stable for $g < 2$	(a) N=1 Andreev fixed point A ₁ , stable for $g < 1/2$
(b) N=2 Disconnected fixed point DN ₂ , stable for $g < 1$ Fully connected fixed point, stable for $g > 1$	(b) N=2 Andreev fixed point A ₂ , stable for $g > 1$ Crossed Andreev fixed point CA ₂ , stable for $g < 1$
(c) N=3 Disconnected fixed point DN ₃ , stable for $g < 1$ Chiral fixed point, χ_{\pm} , stable for $1 < g < 3$ D _P fixed point, stable for $g > 3$	(c) N=3 Andreev fixed point A ₃ , stable for $g > 1$ Supercond. chiral fixed point, S χ_{\pm} , stable for $1/3 < g < 1$ SD _P fixed point, stable for $g < 1/3$

TABLE I: Stability of some of the fixed points for different values of the interaction parameter g for $N = 1, 2$ and 3 wires connected to a normal junction and a superconducting junction are tabulated.

responds to a situation where there is perfect CAR of electron from wire $1 \rightarrow 2, 2 \rightarrow 3, 3 \rightarrow 1$. On the other hand, \mathbb{C}_{S-}^3 corresponds to a situation where there is perfect CAR of electron from wire $1 \rightarrow 3, 3 \rightarrow 2, 2 \rightarrow 1$. The fixed point for one of these cases along with the analogous fixed point for the normal junction is shown in Fig. 4. Both these fixed points break time reversal symmetry and depend on the direction of the effective magnetic field through the junction.

Next we calculate the scaling dimensions of all possible operators around these fixed points, which are the following : (i) AR in each wire, $\psi_{iI}\psi_{iO} \sim e^{i\phi_{iI}}e^{i\phi_{iO}}$; (ii) CAR between any two wires, $\psi_{iI}\psi_{jO} \sim e^{i\phi_{iI}}e^{i\phi_{jO}}$; and (iii) normal tunneling between the incoming chiral branches of any two wires, $\psi_{iI}\psi_{jI}^{\dagger} \sim e^{i\phi_{iI}}e^{-i\phi_{jI}}$. Analogous to the normal chiral case, the scaling dimensions of all these operators turn out to be the same and are given by $4g/(3g^2+1)$ for both \mathbb{C}_{S+}^3 and \mathbb{C}_{S-}^3 . Note that all the operators listed above are marginal for $g = 1$ and $g = 1/3$. Now let us compare these with the scaling dimension of all possible operators around the chiral fixed point for the normal junction. The current splitting matrix for the normal case just requires the replacement of -1 by 1 for both the \mathbb{C}_{S+}^3 and \mathbb{C}_{S-}^3 in Eq. 16. The scaling dimensions of all possible operators that can be switched on around either of the fixed points are given by $4g/(3+g^2)$. It is easy to check that the scaling dimension of the operators around the S χ_{\pm} fixed point (represented by \mathbb{C}_{S+}^3 and \mathbb{C}_{S-}^3) is related to that of the operators around the normal chiral fixed point by $g \leftrightarrow 1/g$. This is as expected from the N–S duality relation between the superconducting and the normal sectors. *However, unlike the normal chiral fixed point which is stable for $1 < g < 3$ (attractive electrons, hence unphysical), the S χ_{\pm} fixed point is stable for $1/3 < g < 1$ (repulsive electrons); this fact makes this fixed point experimentally relevant as this fixed point can be stabilized even for very weakly interacting electrons.*

Now we consider the influence of charge conserving operators corresponding to tunneling of electron ($\psi_{iI}\psi_{jO}^{\dagger} \sim e^{i\phi_{iI}}e^{-i\phi_{jO}}$) across the superconducting junction

between any two-wires and normal reflection of electrons ($\psi_{iI}\psi_{iO}^{\dagger} \sim e^{i\phi_{iI}}e^{-i\phi_{iO}}$) within each wire. The scaling dimensions of both these operators are given by $(2g(1+g^2))/(1+3g^2)$ and hence these operators are relevant for $g < 1$. This means that these fixed points are stable only within the superconducting sector for $1/3 < g < 1$ but not in general. Hence the S χ_{\pm} fixed point can be relevant for experiments if one has weakly interacting electrons but for strongly interacting electrons ($g < 1/3$) the relevant fixed point would be the SD_P fixed point as long as normal reflection at the junction is reasonably weak.

We summarize the results of this section in Table I.

D. The conductance matrix and N–S duality

As shown explicitly in the appendix of Ref. 26, the conductance tensor relating the current and voltage in different wires can be computed from the Kubo formula and can be related to correlation functions of the incoming and outgoing currents. These correlation functions can be computed in terms of the $\mathbb{R}_{ij}(g)$ matrix relating the incoming and outgoing free fields. Note from Eq. 9, that this matrix is in general a function of g .

So far, we have discussed the dualities existing between the fixed points in the normal and superconducting sectors in terms of scaling dimensions of various perturbations around the fixed points. Now we can quantify the duality in terms of the fixed point conductances of the various fixed points in the normal sector and the corresponding dual fixed points in the superconducting sector.

Let \mathbb{R}^N represent the \mathbb{R} matrix (which connects the ‘free’ incoming and outgoing fields and which has been defined in Eq. 9) for a fixed point in the normal sector. Then the \mathbb{R} matrix corresponding to the dual fixed point in the superconducting sector is given by

$$\mathbb{R}^S(g) = -\mathbb{R}^N(1/g) \quad (17)$$

This can explicitly be checked from Eq. 9 when we make

the duality transformation, $\mathbb{C}_{ij} \rightarrow -\mathbb{C}_{ij}$. In terms of the the \mathbb{R}^N and \mathbb{R}^S matrices, the conductance matrix is given by [26]

$$\mathbb{G}^N = \frac{ge^2}{h} (\mathbb{I} - \mathbb{R}^N) \quad \text{and} \quad \mathbb{G}^S = \frac{ge^2}{h} (\mathbb{I} - \mathbb{R}^S) \quad (18)$$

where N and S stand for normal and superconducting cases respectively and the identity factor just represents the incoming current along each wire. For the two-wire (NSN) junction the stable fixed point within the superconducting sector for $g < 1$ was found to be the A_2 fixed point. The \mathbb{R} matrix is identical to the \mathbb{C} matrix for this case as $\mathbb{C}^2 = \mathbb{I}$ and hence

$$\mathbb{G}_{A_2}^S = \frac{ge^2}{h} \begin{pmatrix} 1 & 1 \\ 1 & 1 \end{pmatrix}. \quad (19)$$

This implies that if the two wires (labelled 1 and 2) are biased with respect to the superconductor at voltages, V_1 and V_2 then for an injected electron current, $(e^2/h)V_1$ the junction will suck in an electron current equal to $(e^2/h)V_2$ from wire 2. Next let us consider the SD_P fixed point for the three-wire case. Here also as $\mathbb{C}^2 = \mathbb{I}$, the \mathbb{R} matrix is identical to the \mathbb{C} matrix and hence the conductance can be directly written down using Eq. 18,

$$\mathbb{G}_{SD_P}^S = \frac{ge^2}{h} \begin{pmatrix} 1 & 1 & 1 \\ 1 & 1 & 1 \\ 1 & 1 & 1 \end{pmatrix}. \quad (20)$$

This is to be contrasted with the conductance matrix for the Z_3 symmetric AG fixed point [10] for the three-wire system within the free-electron manifold obtained using WIRG method given by

$$\begin{aligned} \mathbb{G}_{\text{free-electron}}^S &= \frac{e^2}{h} (\mathbb{I} + \tilde{\mathbb{S}}) \\ &= \frac{e^2}{h} \begin{pmatrix} 10/9 & 4/9 & 4/9 \\ 4/9 & 10/9 & 4/9 \\ 4/9 & 4/9 & 10/9 \end{pmatrix} \end{aligned} \quad (21)$$

where, the elements of $\tilde{\mathbb{S}}$ are obtained from the \mathbb{S} -matrix for the free electron problem by taking squares of the absolute values of individual elements themselves. This implies that $\tilde{\mathbb{S}}$ is just the current splitting matrix for the free electron case.

In Ref. 7, it was pointed out that for the normal junction, the diagonal conductance for the D_P fixed point with Fermi liquid leads, $(\mathbb{G}_{D_P}^S)_{ii} = 4e^2/3h$ was larger than its free electron counterpart $8e^2/9h$ for the Griffiths fixed point [5]. In contrast, we find that this is no longer true for the superconducting case. The free

electron conductance for the AG fixed point is $10e^2/9h$, which is actually larger than the diagonal conductance for the SD_P fixed point with Fermi liquid leads given by $(\mathbb{G}_{SD_P}^S)_{ii} = e^2/h$. So in conclusion, electron-electron interactions lead to either enhancement or suppression of conductance with respect to its free electron counterpart, depending on whether the junction is normal or superconducting.

Finally, we consider the conductance matrix for the $S\chi_{\pm}$ fixed point. For this case also, one can compute the conductance by evaluating the \mathbb{R} matrices corresponding to the $\mathbb{C}_{S_+}^3$ and $\mathbb{C}_{S_-}^3$ (Eq. 16) which are,

$$\mathbb{R}_{C_{S_+}^3} = \begin{pmatrix} \frac{-1+g^2}{1+3g^2} & -\frac{2g(1+g)}{1+3g^2} & -\frac{2(-1+g)g}{1+3g^2} \\ -\frac{2(-1+g)g}{1+3g^2} & \frac{-1+g^2}{1+3g^2} & -\frac{2g(1+g)}{1+3g^2} \\ -\frac{2g(1+g)}{1+3g^2} & -\frac{2(-1+g)g}{1+3g^2} & \frac{-1+g^2}{1+3g^2} \end{pmatrix} \quad (22)$$

$$\mathbb{R}_{C_{S_-}^3} = \begin{pmatrix} \frac{-1+g^2}{1+3g^2} & -\frac{2(-1+g)g}{1+3g^2} & -\frac{2g(1+g)}{1+3g^2} \\ -\frac{2g(1+g)}{1+3g^2} & \frac{-1+g^2}{1+3g^2} & -\frac{2(-1+g)g}{1+3g^2} \\ -\frac{2(-1+g)g}{1+3g^2} & -\frac{2g(1+g)}{1+3g^2} & \frac{-1+g^2}{1+3g^2} \end{pmatrix} \quad (23)$$

Now the conductance matrix immediately follows from Eq. 18. Unlike the case of SD_P fixed point, the \mathbb{R} matrix in this case depends on the LL parameter g . Given this, one can now explicitly check the duality as defined in Eq. 17, between the chiral fixed points for the normal junction and the $S\chi_{\pm}$ fixed points in the superconducting sector, by comparing the conductance matrix for $S\chi_{\pm}$ fixed points with the conductance matrix obtained in Ref. 7 for the normal chiral fixed points.

Hence with all the explicit checks via the scaling dimensions of operators and conductance calculations, we have established N–S duality rigorously for junctions comprising of one, two and three-wires. In general, the N–S duality holds for junctions of any number of wires including those with $N > 3$.

III. DISCUSSION

In the context of three-wires, both within the superconducting sector and in the normal sector, there are only two independent bosonic fields connected to the junction, since the CM field is constrained either by charge conservation or by the superconducting boundary condition. As in the superconducting two-wire junction, this implies that scale invariance of the boundary condition leads to two one-parameter families of fixed points, which are related by a $D_{\theta_1\theta_2}$ duality transformation on one of the two independent fields. But for the three wire system the $D_{\theta_1\theta_2}$ duality transformation is not a one to one map between the two one parameter families of fixed points. For example, for the superconducting three-wire junction, when the $D_{\theta_1\theta_2}$ duality transformation is made on

the $\frac{1}{\sqrt{2}}(\phi_1 - \phi_2)$ field, the A_3 fixed point (a representative of the \mathbb{C}_{θ_1} family) goes to the SD_A fixed point (a Z_3 asymmetric fixed point where two of the three wires are stuck at the CA fixed point and the third wire is tuned to the A_1 fixed point with the junction) fixed point which is in the \mathbb{C}_{θ_2} family. But when the duality transformation is made on the $\frac{1}{\sqrt{6}}(\phi_1 + \phi_2 - 2\phi_3)$ field, the disconnected fixed point goes to the fixed point given by the matrix

$$\mathbb{C}_{D_P}^3 = \begin{pmatrix} -2/3 & 1/3 & -2/3 \\ -2/3 & -2/3 & 1/3 \\ 1/3 & -2/3 & -2/3 \end{pmatrix} \quad (24)$$

in the \mathbb{C}_{θ_2} family.

One of the most intriguing observations in the context of junctions of LL in general is that in the $g \rightarrow 1$ limit, all the fixed points in the bosonic language which have entries zero and unity in the current splitting matrix reduce to the fermionic fixed points which have entries zero and unity in the current splitting matrix (obtained from the free electron \mathbb{S} -matrix) which were obtained using WIRG formalism. The scaling dimensions of all possible perturbations around these fixed points also match in this limit. But this is not generally true when the entries are not 0 and 1. For instance, the D_P fixed point in bosonic language is not the same as the fermionic Griffiths fixed point in the WIRG formalism, as neither the conductance at the fixed point, nor the scaling dimensions of the operators around the fixed point match in the $g \rightarrow 1$ limit even though they share the same Z_3 symmetry and the current splitting matrix for the D_P fixed point is identical to the \mathbb{S} -matrix for the fermionic Griffiths fixed point.

Also from the $N-S$ duality, we should expect the analogs of the D_N and the M fixed points of Refs. 6 and 7 to exist in the superconducting three-wire system, but a more detailed analysis of these fixed points is beyond the scope of the present work.

Last but not the least it is very interesting to note that all the fixed points that we have considered in this article are noiseless (because there is no probabilistic partitioning of the current) even though many of them do not correspond to the perfectly transmitting or perfectly reflecting situations. This is unlike the fermionic fixed point obtained using WIRG formalism, where the Griffiths fixed point and the Andreev-Griffiths fixed points had probabilistic partitioning of the current and were noisy.

Acknowledgements

We thank Shamik Banerjee and Diptiman Sen for many useful discussions. SD thanks Amit Agarwal, Leonid Glazman, Karyn Le Hur, Volker Meden and Alexander A. Nersisyan for valuable discussions and

Poonam Mehta for a critical reading of the manuscript. SR thanks Dmitry Aristov and Alexander Mirlin for useful discussions. SD acknowledges the Harish-Chandra Research Institute, India for warm hospitality during the initial stages of this work and also acknowledges financial support under the DST project (SR/S2/CMP-27/2006).

* Electronic address: sourin@cts.iisc.ernet.in

† Electronic address: sumathi@hri.res.in

- [1] M. S. Fuhrer, J. Nygard, L. Shih, M. Forero, Y.-G. Yoon, M. S. C. Mazzoni, H. J. Choi, J. Ihm, S. G. Louie, A. Zettl, et al., *Science* **288**, 494 (2000).
- [2] M. Terrones, F. Banhart, N. Grobert, J.-C. Charlier, H. Terrones, and P. M. Ajayan, *Phys. Rev. Lett.* **89**, 075505 (2002).
- [3] C. Nayak, M. P. A. Fisher, A. W. W. Ludwig, and H. H. Lin, *Phys. Rev. B* **59**, 15694 (1999).
- [4] K. L. Hur, *Phys. Rev. B* **61**, 1853 (2000).
- [5] S. Lal, S. Rao, and D. Sen, *Phys. Rev. B* **66**, 165327 (2002).
- [6] C. Chamon, M. Oshikawa, and I. Affleck, *Phys. Rev. Lett.* **91**, 206403 (2003).
- [7] M. Oshikawa, C. Chamon, and I. Affleck, *J. Stat. Mech.* **0602**, P008 (2006), cond-mat/0509675.
- [8] S. Rao and D. Sen, *Phys. Rev. B* **70**, 195115 (2004).
- [9] S. Das, S. Rao, and D. Sen, *Phys. Rev. B* **74**, 045322 (2006).
- [10] S. Das, S. Rao, and A. Saha, *Phys. Rev. B* **77**, 155418 (2008).
- [11] S. Das, S. Rao, and A. Saha, *Europhys. Lett.* **81**, 67001 (2008).
- [12] S. Chen, B. Trauzettel, and R. Egger, *Phys. Rev. Lett.* **89**, 226404 (2002).
- [13] R. Egger, B. Trauzettel, S. Chen, and F. Siano, *New Journal of Physics* **5**, 117.1 (2003).
- [14] K.-V. Pham, F. Piéchon, K.-I. Imura, and P. Lederer, *Phys. Rev. B* **68**, 205110 (2003).
- [15] I. Safi, P. Devillard, and T. Martin, *Phys. Rev. Lett.* **86**, 4628 (2001).
- [16] J. E. Moore and X.-G. Wen, *Phys. Rev. B* **66**, 115305 (2002).
- [17] H. Yi, *Phys. Rev. B* **65**, 195101 (2002).
- [18] E.-A. Kim, S. Vishveshwara, and E. Fradkin, *Phys. Rev. Lett.* **93**, 266803 (2004).
- [19] A. Furusaki, *J. Phys. Soc. Japan* **74**, 73 (2005).
- [20] D. Giuliano and P. Sodano, *Nucl. Phys. B* **711**, 480 (2005).
- [21] T. Enss, V. Meden, S. Andergassen, X. Barnabé-Thériault, W. Metzner, and K. Schönhammer, *Phys. Rev. B* **71**, 155401 (2005).
- [22] X. Barnabé-Thériault, A. Sedeki, V. Meden, and K. Schönhammer, *Phys. Rev. Lett.* **94**, 136405 (2005).
- [23] X. Barnabé-Thériault, A. Sedeki, V. Meden, and K. Schönhammer, *Phys. Rev. B* **71**, 205327 (2005).
- [24] K. Kazymyrenko and B. Douçot, *Phys. Rev. B* **71**, 075110 (2005).
- [25] H. Guo and S. R. White, *Phys. Rev. B* **74**, 060401 (2006).
- [26] C.-Y. Hou and C. Chamon, *Phys. Rev. B* **77**, 155422 (2008).
- [27] J. M. Byers and M. E. Flatté, *Phys. Rev. Lett.* **74**, 306

- (1995).
- [28] G. Deutscher and D. Feinberg, *App. Phys. Lett.* **76**, 487 (2000).
- [29] G. Falci, D. Feinberg, and F. W. J. Hekking, *Europhys. Lett.* **54**, 255 (2001).
- [30] G. Bignon, M. Houzet, F. Pistoiesi, and F. W. J. Hekking, *Europhys. Lett.* **67**, 110 (2004).
- [31] P. D. Francesco, P. Mathieu, and D. Senechal, *Conformal Field Theory*, (Springer-Verlag, New York, USA, 1997).
- [32] J. Polchinski, *String Theory, Vol. 1 : An Introduction to the Bosonic String*, (Cambridge University Press, Cambridge, UK, 1998).
- [33] B. Bellazzini, M. Burrello, M. Mintchev, and P. Sorba (2008), arXiv:0801.2852 [hep-th].
- [34] The spatial coordinate for any boundary condition is taken to be at $x=0$ everywhere, unless otherwise stated.
- [35] A similar constraint was obtained in a different context in Ref. 33.