

Loop updates for variational and projector quantum Monte Carlo simulations in the valence-bond basis

Anders W. Sandvik¹ and Hans Gerd Evertz²

¹*Department of Physics, Boston University, 590 Commonwealth Avenue, Boston, Massachusetts 02215*

²*Institut für Theoretische Physik, Technische Universität Graz, A-8010 Graz, Austria*

(Dated: October 23, 2018)

We show how efficient loop updates, originally developed for Monte Carlo simulations of quantum spin systems at finite temperature, can be combined with a ground-state projector scheme and variational calculations in the valence bond basis. The methods are formulated in a combined space of spin z -components and valence bonds. Compared to schemes formulated purely in the valence bond basis, the computational effort is reduced from up to $O(N^2)$ to $O(N)$ for variational calculations, where N is the system size, and from $O(m^2)$ to $O(m)$ for projector simulations, where $m \gg N$ is the projection power. These improvements enable access to ground states of significantly larger lattices than previously. We demonstrate the efficiency of the approach by calculating the sublattice magnetization M_s of the two-dimensional Heisenberg model to high precision, using systems with up to 256×256 spins. Extrapolating the results to the thermodynamic limit gives $M_s = 0.30743(1)$. We also discuss optimized variational amplitude-product states, which were used as trial states in the projector simulations, and compare results of projecting different types of trial states.

PACS numbers: 02.70.Ss, 75.10.Jm, 75.40.Mg, 75.40.Cx

I. INTRODUCTION

An ongoing challenge in simulations of quantum spin systems is to reach larger lattices sizes, thus enabling more reliable extrapolations to the thermodynamic limit. With the advent of loop-cluster algorithms^{1–5} and related schemes^{6,7} developed since the mid-1990s, finite temperature (T) quantum Monte Carlo (QMC) simulations have become possible on lattices with millions of spins for models with positive-definite path integral (world line)^{8,9} or stochastic series expansion (SSE)¹⁰ representation of the partition function. The computational effort scales linearly in the number of spins N . Since the effort also scales as $1/T$, simulations at very low T or in the ground state (using T low enough to eliminate finite- T effects), are limited to smaller lattices, however. The ground state can typically be reached for $\approx 10^4$ spins.

Currently accessible system sizes suffice for studying ground states of many important models, e.g., the two-dimensional (2D) Heisenberg model^{11,12} and variants of it with non-uniform coupling patterns leading to quantum phase transitions of the antiferromagnet into a disordered ground state.^{13,14} In other, similar systems there are still controversial issues^{15,16} that may need larger lattices to be conclusively resolved. Larger lattice sizes are crucial in systems exhibiting more complex ground states and quantum phase transitions. One example of current interest is a class of “J-Q” models—2D Heisenberg models with four-spin interactions engineered to destroy the antiferromagnetic order and drive the system into a valence-bond-solid (VBS) state.^{17–19} The VBS state has intricate fluctuations and the true nature of its thermodynamic limit is only manifested on large lattices.¹⁷ This illustrates the need to develop better ground-state methods, as a more efficient alternative to going to very low T with finite-temperature methods.

In this paper we introduce a method combining loop updates first developed for finite- T simulations^{1,2,5} with a ground-state projector QMC method operating in the valence bond (VB) basis.^{20,21} This over-complete singlet basis has some features that make it uniquely well suited for studies of spin-rotationally invariant hamiltonians such as the Heisenberg model and its extensions with multi-spin interactions.¹⁷

It has been known for some time² that there is a simple and elegant relationship between VB states consisting of $N/2$ pairs of spins forming singlets,²² and the loop algorithm, which indeed works by switching between a VB basis and a basis of N spins \uparrow and \downarrow (for $S = \frac{1}{2}$ systems). Here we exploit this switching for ground state projections. An attractive feature of this approach is that it enables the use of very good singlet trial wave functions, the simplest example of which is the amplitude-product state proposed by Liang, Doucot and Anderson.^{23,24} The ground state can then be reached much faster than with finite- T methods, and with much less computational effort than projector methods formulated purely in the VB basis.^{20,25,26} In addition we show that purely variational calculations can also be made more efficient by combining spins and VBs, including a loop update similar to one previously developed for classical dimer models.^{28,29}

The projector QMC algorithm with loops, working in the combined space of VBs and spins, is in the end very similar to $T > 0$ SSE and worldline loop algorithms. Essentially, the $T = 0$ projector approach corresponds to “cutting open” the periodic imaginary-time boundary and “sealing” the resulting open loop segments with valence bonds (which serve as continuations of the loops).

We demonstrate the efficiency of the projector method by producing high-precision bench-mark results for the sublattice magnetization of the 2D Heisenberg model with up to 256×256 spins. We also discuss the prop-

erties of the variationally optimized amplitude-product states used as a trial states for the ground-state projections (extending the results of Ref. 24 to larger lattices).

We begin in Sec. II by summarizing the properties of the VB basis needed for formulating the algorithms. In Sec. III we discuss variational Monte Carlo simulations and optimization of amplitude-product states, and in Sec. IV we describe the projector QMC method. We show results of both variational and projector calculations in Sec. V, and conclude in Sec. VI with a summary and discussion.

II. THE VALENCE BOND BASIS

A VB state is a product of two-spin singlets,

$$(a, b) = (|\uparrow_a \downarrow_b\rangle - |\downarrow_a \uparrow_b\rangle)/\sqrt{2}, \quad (1)$$

where a and b denote sites on sublattice A and B on a bipartite system. For N (even) spins there are $(N/2)!$ ways to draw the VBs, and hence the basis is massively overcomplete. The properties of VB states have been discussed extensively in the literature.^{23,32,33} Here we will only summarize the most important aspects of the basis and introduce some notation needed for our algorithms.

We can formally use a label $r = 1, \dots, (N/2)!$ for enumerating the VB configurations and denote a state as

$$|V_r\rangle = |(a_1^r, b_1^r)(a_2^r, b_2^r) \cdots (a_{N/2}^r, b_{N/2}^r)\rangle. \quad (2)$$

The overlap between two VB states is

$$\langle V_l | V_r \rangle = 2^{N_{\text{loop}} - N/2}, \quad (3)$$

where N_{loop} is the number of loops formed in the so-called *transposition graph* when the bonds in $|V_l\rangle$ and $|V_r\rangle$ are superimposed. An example is shown in Fig. 1.

Like the overlap, matrix elements of operators of interest can typically also be related to the transposition-graph loops.^{23,32,33} To compute spin-spin correlations we will need

$$\frac{\langle V_l | \mathbf{S}_i \cdot \mathbf{S}_j | V_r \rangle}{\langle V_l | V_r \rangle} = \begin{cases} 0, & \text{if } \lambda_i \neq \lambda_j, \\ \phi_i \phi_j (3/4), & \text{if } \lambda_i = \lambda_j, \end{cases} \quad (4)$$

where $\phi_i = \pm 1$ for sites on sublattice A and B , respectively, and $\lambda_i \in \{1, N_{\text{loop}}\}$ is a label distinguishing the loop to which site i belongs. More complicated matrix elements and their relationships to the loop structure are discussed in Ref. 33.

Fig. 1 also shows one of the spin states,

$$|Z_i^r\rangle = |S_1^z(r, i), \dots, S_N^z(r, i)\rangle, \quad i = 1, \dots, 2^{N/2}, \quad (5)$$

contributing to both the VB states (meaning that the spins on all bonds of the transposition graph are anti-parallel). In (5) the index i refers to the allowed spin states in $|V_r\rangle$; the $2^{N/2}$ states with anti-parallel spins on

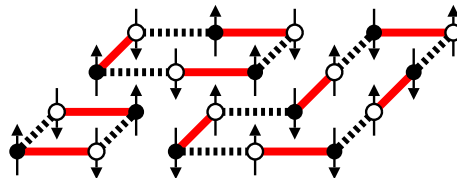


FIG. 1: (Color online) Transposition graph of VB states on a 5×4 lattice with sublattices A and B indicated with open and solid circles. Bond configurations of a bra $\langle V_l|$ and ket state $|V_r\rangle$ are shown as dashed and solid lines, respectively. For clarity, all bonds here are of length one lattice spacing, but in general a bond can connect any pair of sites on different sublattices. The number of loops is $N_{\text{loop}} = 3$ and the number of sites $N = 20$, giving, according to Eq. (3), an overlap $\langle V_l | V_r \rangle = 2^{-7}$. A configuration of \uparrow and \downarrow spins compatible with both VB states is also shown.

every bond. With the sign convention in (1), the VB state can be written as

$$|V_r\rangle = \frac{1}{2^{N/4}} \sum_{i=1}^{2^{N/2}} (-1)^{A_{\uparrow}(r,i)} |Z_i^r\rangle, \quad (6)$$

where $A_{\uparrow}(r, i)$ denotes the number of \uparrow spins on sublattice A . The VB states thus obey the well known Marshall sign rule, which ensures that the ground state has a positive-definite expansion in terms of them [for an interaction with the same A-B bipartite structure as in the definition of the valence bonds, Eq. (1)].

When writing the overlap (3) using spin states,

$$\langle V_l | V_r \rangle = \frac{1}{2^{N/2}} \sum_{i,j} \langle Z_j^l | Z_i^r \rangle (-1)^{A_{\uparrow}(r,i) + A_{\uparrow}(l,j)}, \quad (7)$$

only the terms with $Z_i^r = Z_j^l$ contribute. Since the spins on every bond must be anti-parallel, the spin configuration around a loop in the overlap graph must be staggered. The signs cancel and the sum then simply counts the number of such configurations. There are two staggered spin patterns for each loop, resulting in the overlap (3). Here we will use the equivalence between the two ways of expressing the overlap, (3) and (7), as a starting point for constructing efficient variational and ground-state projector algorithms.

III. VARIATIONAL MONTE CARLO

We first discuss variational calculations, which we will use to construct good trial states for subsequent ground-state projection. An arbitrary singlet state $|\Psi\rangle$ can be expanded in VB states;

$$|\Psi\rangle = \sum_r w_r |V_r\rangle. \quad (8)$$

Because of the over-completeness, the expansion coefficients w_r are not unique, but this is not a problem in practice. In the variational state introduced by Liang *et*

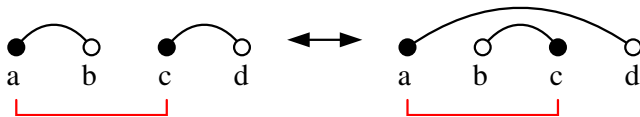


FIG. 2: (Color online) A two-bond update. For any pair of two sites on the same sublattice (here the sites a, c, as indicated by the brackets), the two bonds connected to them can be reconfigured in a unique way while maintaining the restriction of bipartite bonds. Detailed balance is then satisfied for updates toggling between the two configurations, with the Metropolis acceptance probability (12).

al.,²³ the coefficients are taken to be products of bond amplitudes $h(\mathbf{r}) > 0$,

$$w_r = \prod_{\mathbf{r}} h(\mathbf{r})^{N_r(\mathbf{r})}, \quad (9)$$

where $N_r(\mathbf{r})$ is the number of bonds of size \mathbf{r} , where in a translationally-invariant system, all applicable lattice symmetries can be used, e.g., for a 2D square lattice the amplitudes are $h(x, y)$, with $x = |r_x|$ and $y = |r_y|$ (the components of the vector \mathbf{r} defining the “shape” of the bond, transformed to the all-positive quadrant), and also $h(y, x) = h(x, y)$.

To optimize the amplitudes using variational QMC simulations, the energy is written as

$$E = \frac{\langle \Psi | H | \Psi \rangle}{\langle \Psi | \Psi \rangle} = \frac{\sum_{lr} W_{lr} E_{lr}}{\sum_{lr} W_{lr}}, \quad (10)$$

where the weight W_{lr} and energy estimator E_{lr} are

$$W_{lr} = w_l w_r \langle V_l | V_r \rangle, \quad E_{lr} = \frac{\langle V_l | H | V_r \rangle}{\langle V_l | V_r \rangle}. \quad (11)$$

For a model with two-spin interactions (to which the methods discussed here are not limited,^{17,20} but for simplicity of the discussion we will not consider higher-order interactions here), the energy estimator is a sum of terms of the form (4). As in any variational calculation, the idea is to compute E and its derivatives with respect to the amplitudes and then use this information to periodically adjust the amplitudes, in order to approach the energy minimum. Here we will not be concerned with the optimization aspect of the problem (which is discussed in detail in Ref. 24, including also explicit expressions for evaluating the derivatives), but focus on the Monte Carlo sampling aspects of the problem.

A. Monte Carlo sampling

For a given set of amplitudes, the VB configurations can be sampled according to the weight W_{lr} by simple moves of bond pairs.²³ Choosing two sites on the same sublattice (e.g., next-nearest-neighbors on the square lattice), there are two allowed (bipartite) configurations of the two bonds connected to these sites, and the Monte Carlo move amounts to switching from the current one to

the other possible one. Such an update is illustrated in Fig. 2. The ratio $W_{l'r'}/W_{lr}$ of the weights after ($W_{l'r'}$) and before (W_{lr}) the update needed for the Metropolis acceptance probability;

$$P_{\text{accept}} = \min \left[\frac{W_{l'r'}}{W_{lr}}, 1 \right]. \quad (12)$$

The ratio involves the amplitudes of the affected bonds from the amplitude product (9), as well as the ratio of the new to old overlap (3). Here the number of loops N_{loop} can increase or decrease by one. Determining this change requires tracing a loop going through one of the four sites involved in the two-bond move. Starting from one of these sites, the loop going through that site before the re-configuration is followed, until some other site out of those four is reached. If that site is connected to the same bond as the initial site, then the four sites must belong to two different loops (and after the move they will all be in the same loop, i.e., N_{loop} is decreased by 1), whereas if it belongs to the second bond all four sites are in a single loop (which is split into two after the update, leading to N_{loop} increasing by 1). The loop tracing is the most time consuming part of the calculation, in particular for systems where the loops are typically long. The loop lengths are related to the squared sublattice magnetization, according to³²

$$M_s^2 = \frac{1}{N^2} \sum_{ij} \phi_i \phi_j \mathbf{S}_i \cdot \mathbf{S}_j = \frac{1}{N^2} \sum_{\lambda=1}^{N_{\text{loop}}} L_\lambda^2, \quad (13)$$

where L_λ is the length of loop λ . For the single loop of length L_i going through a randomly chosen site i , this relation becomes^{2,27}

$$\langle L_i \rangle = N \langle M_s^2 \rangle, \quad (14)$$

where the averages refer to the Monte Carlo sampling. For systems with antiferromagnetic long-range order there are system-spanning loops,^{23,32} i.e., there are some loops of length $L_\lambda \propto N$ in typical configurations. In this case, the computational effort of a sweep of $\propto N$ two-bond updates therefore scales as N^2 .

Here we avoid the loop-tracing step by re-introducing the spins into the sampling space, replacing the pure-bond overlap (3) with the equivalent expression (7). In addition to sampling the bond tilings V_l, V_r of the bra and ket states, we then also have to sample their compatible spin configurations $Z_i^r = Z_j^l = Z_i^{lr}$. A two-bond move cannot always be performed in this combined space, since the re-configured bonds may not be compatible with the current spin configuration. Starting with an allowed combined configuration (V_l, V_r, Z_i^{lr}) (an example of which is shown in Fig. 1), we carry out $N/2$ two-bond attempts in each of the bond configurations V_l, V_r , and thereafter construct all VB loops and flip each loop (i.e., flip all the spins in the loop) with probability 1/2. The number of operations required for one such full cycle of updates scales as N . In the scaling of the computational effort we

thus avoid the factor $\langle L_{\text{loop}} \rangle = N \langle M_s^2 \rangle$. If there is anti-ferromagnetic order (system spanning-loops, $L_{\text{loop}} \propto N$), or even in the absence of long-range order if the correlation length is large, the time savings of switching to the combined spin-bond basis is very large.

It is worth pointing out the reason why this method of avoiding to compute the overlap (3) works. It is because the combined Monte Carlo sampling of spins and bonds will, according to the standard detailed balance and ergodicity principles, automatically favor bond configurations for which there are more compatible spin configurations, on average exactly in proportion to the re-written overlap, Eq. (7), which is just the number of spin configurations compatible with a given bond configuration. Thus, the overlap is taken into account probabilistically in the extended space, instead of being computed exactly in the pure VB space.² One may ask whether this could lead to a worse performance of the combined bond-spin sampling relative to pure VB sampling. The bond sampling in the mixed space is constrained, but, on the other hand, in the pure VB sampling a decreasing overlap after a bond reconfiguration (which should occur in half of the updates) reduces the acceptance rate. These two effects should, on average, balance each other, and thus the performance of the two methods should be similar when measured in terms of the number of bond updates performed. The sampling is, however, much faster in the combined space.

Note also that measurements of observables can (and normally should) still be carried out in the pure VB basis (instead of measuring just the z -components of, e.g., correlation functions), i.e., at this stage it does not matter what the spin configuration is, and one just considers rotationally invariant estimators, such as Eq. (4), in the pure VB basis. This corresponds exactly to summing over all compatible spin configurations, i.e., one can consider the VB (loop) estimators as *improved estimators*.²

B. Bond-loop updates

As an alternative to sampling the VB states using the two-bond reconfigurations, one can also implement a loop update similar to one developed for classical dimer models.^{28,29} The idea is to first move one end of a randomly chosen bond, thereby creating two defects (an empty site and one site with two bonds) that should not be present in a valence-bond state. Subsequent bond moves are then carried out to move one of these defects, until it annihilates the second one (the loop closes) and a new allowed bond configuration has been generated. The first step of such a loop update is illustrated in Fig. 3. (Note that these loops are different from those in the rest of the paper).

In an algorithm (as well as in an actual computer implementation), it is convenient to represent the bonds by links between sites, stored in a one-dimensional array $v(i)$, $i = 1, \dots, N$. Thus, if sites i and j are connected

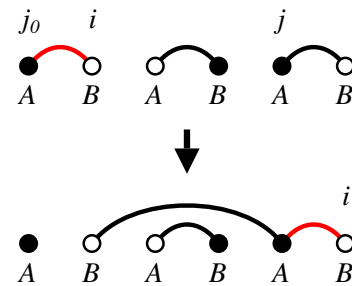


FIG. 3: (Color online) The first step in a bond-loop update. Open and solid circles indicate up and down spins compatible with the valence bonds. Given an initial site j_0 , the site i linked to it is identified. The bond j_0, i is then replaced by i, j , with j on the opposite sublattice from i and chosen probabilistically as discussed in the text. If $S_i^z = S_j^z$, the new bond configuration is not allowed, and a new j should be generated. The bond move results in one site with no bond and one with two bonds (unless $j = j_0$ and the loop update is completed). The site linked by the old bond to the site with two bonds becomes site i for the following step. These procedures are repeated until the loop closes ($j = j_0$).

by a bond, then $v(i) = j$ and $v(j) = i$. Starting at a randomly chosen site j_0 (in either $|V_l\rangle$ or $|V_r\rangle$; here we consider $|V_r\rangle$ with the links stored in an array v_r) the bond connected to it is considered for a reconfiguration. The bond will stay attached to its second site, $i = v_r(j_0)$, and the new other end, j , will be chosen according to probabilities proportional to the corresponding amplitudes $h(\mathbf{r}_{ij})$. This is accomplished in practice by carrying out a bisection search for values bracketing a random number in $[0, 1)$ in a pregenerated table containing cumulative probabilities, i.e., normalized partial sums of the amplitudes.³⁰ If, for the chosen site j [obtained by adding the chosen bond vector \mathbf{r} to the current site i] the spin $S^z(j) = S^z(i)$, the move would not be consistent with the spin configuration, and a new j should then be chosen [repeatedly if necessary, until $S^z(j) \neq S^z(i)$ is satisfied]. After moving the bond to an acceptable j , setting $v_r(i) = j$, this site will have two bonds on it (but in the array v_r the original link has been destroyed, which does not matter since it will no longer be needed), and the original site j_0 will have no bond attached to it (unless the chosen site happens to be the starting site, $j = j_0$, in which case the loop update is immediately terminated and another loop building is started from a new randomly chosen site³¹). To “heal” the double-bond defect at j , the end of the old bond connected to it is moved. This is done in the same way as for the initial bond move, with j_0 in the description above replaced by j . The procedures are repeated until it happens that $j = j_0$, at which point the double-bond and no-bond defects annihilate each other and the loop closes. The loops can be large, and this kind of update should therefore be much more efficient than the local two-bond updates. The number of loops constructed in each updating sweep should be adjusted so that, on average, a number $\propto N$ of bonds are moved.

For an amplitude-product state with non-zero ampli-

tudes $h(\mathbf{r})$ for all \mathbf{r} , the bisection search in the bond-loop update introduces a factor $\propto \ln(N)$ in the time scaling of the algorithm, which may or may not (depending on the nature of the state) be outweighed by shortened auto-correlation times relative to the two-bond updates. Note also that if the amplitudes are zero or very small beyond some distance r (e.g., in the case of exponentially decaying amplitudes), the table of probabilities should only include those amplitudes with practically non-vanishing amplitudes, which also removes the $\ln(N)$ factor from the scaling in such cases.

IV. PROJECTOR MONTE CARLO

We now turn to the projector QMC method, using the Heisenberg model as a concrete example of loop updates for efficient ground-state projection of a variational state in the VB basis. We write the hamiltonian on a bipartite lattice as

$$H = - \sum_{\langle a,b \rangle} H_{ab}, \quad H_{ab} = -(\mathbf{S}_a \cdot \mathbf{S}_b - \frac{1}{4}), \quad (15)$$

where $\langle a,b \rangle$ denotes nearest-neighbor sites. The bond operators H_{ab} are singlet projectors (equivalent to loop operators,² up to a factor of 2 and bipartite rotation) which can have two effects when acting on a VB state:

$$H_{ab}(a,b) = (a,b), \quad (16)$$

$$H_{ad}(a,b)(c,d) = \frac{1}{2}(a,d)(c,b). \quad (17)$$

These simple rules, and the absence of minus signs (in the case of an unfrustrated system), enable a QMC scheme for projecting out the ground state $|\Psi_0\rangle$ from an arbitrary state (8) in the VB basis.^{20,21,25}

A. Ground state projection

Irrespective of the basis and hamiltonian, the projector approach is based on the expression

$$(-H)^m |\Psi\rangle = c_0 (-E_0)^m \left[|0\rangle + \sum_{n=1}^{\Lambda-1} \frac{c_n}{c_0} \left(\frac{E_n}{E_0} \right)^m |n\rangle \right], \quad (18)$$

where $|n\rangle$, $n = 0, \dots, \Lambda - 1$ are the energy eigenstates in a Hilbert space of Λ states. If E_0 is the largest (in magnitude) eigenvalue and the expansion coefficient $c_0 \neq 0$, then $|0\rangle \propto (-H)^m |\Psi\rangle$ for large m . In a QMC projector scheme, a high power of H and its action on the trial state $|\Psi\rangle$ are sampled stochastically.

To this end, for the Heisenberg model we write $(-H)^m$ as a sum of all products of m bond operators and introduce the notation P_α for such operator strings;

$$(-H)^m = \sum_{\alpha} \prod_{i=1}^m H_{a_i^{\alpha} b_i^{\alpha}} = \sum_{\alpha} P_{\alpha}, \quad (19)$$

where α is a formal label for the different strings of singlet projectors. We write the state resulting when acting with a P_α on a given VB state $|V_r\rangle$ as

$$P_\alpha |V_r\rangle = \left(\frac{1}{2}\right)^{o_\alpha^r} |V_r(\alpha)\rangle, \quad (20)$$

where $|V_r(\alpha)\rangle$ is obtained in practice by successively applying the rules (16) and (17), which also gives the number o_α^r of off-diagonal operations (17). The expectation value of an arbitrary operator O can be written as

$$\langle O \rangle = \frac{\langle \Psi | (-H)^m O (-H)^m | \Psi \rangle}{\langle \Psi | (-H)^{2m} | \Psi \rangle} = \frac{\sum_{lr\alpha\beta} W_{lr}^{\alpha\beta} O_{lr}^{\alpha\beta}}{\sum_{lr\alpha\beta} W_{lr}^{\alpha\beta}}, \quad (21)$$

where the weight $W_{lr}^{\alpha\beta}$ and estimator $O_{lr}^{\alpha\beta}$ are

$$W_{lr}^{\alpha\beta} = w_l w_r \langle V_l(\beta) | V_r(\alpha) \rangle 2^{-(o_\alpha^r + o_l^\beta)}, \quad (22)$$

$$O_{lr}^{\alpha\beta} = \langle V_l(\beta) | O | V_r(\alpha) \rangle / \langle V_l(\beta) | V_r(\alpha) \rangle. \quad (23)$$

The expectation value can be evaluated by importance-sampling, as discussed in Ref. 20. However, up until now the sampling was rather inefficient. Each random replacement of operators (one or several; the number is adjusted to give a suitable acceptance rate) in P_α requires a full propagation of the current VB state, counting o_α^r in Eq. (20), and thereafter counting N_{loop} in the overlap (3). That is, unlike what is normally the case in Monte Carlo simulations, one here cannot simply determine the weight ratio locally when a small change is made in the configuration, and, hence, the full weight has to be computed in each update. This results in a scaling $\sim \max(m^2, Nm)$ of the computational effort involved in a full updating sweep. Here one factor m corresponds to the effort of propagating the full updated operator string. Constructing and counting the loops in the transposition graph (3) requires $\propto N$ operations. If $m \gg N$ this effort is swamped by the bond propagation, and the total effort of carrying out a number $\propto m$ of updates (needed to significantly change the operator sequence) is $\propto m^2$, whereas for the situation $N > m$ (which is less interesting in practice, as we will see when discussing the convergence properties), the effort is formally $\propto Nm$. When using an amplitude-product as the trial state (instead of a fixed bond configuration), we should also perform $\propto N$ two-bond updates of the trial state, each of which demands the same computational effort as an operator replacement.

B. Combined bond-spin space

We will now show how using the combined spin-bond basis brings the scaling of one updating sweep down from $\max(m^2, Nm)$ to $\sim \max(N, m)$. We construct a loop update, which we here implement for the power $(-H)^{2m}$ in a way similar to the ‘‘operator-loop’’ update for $e^{-\beta H}$, where $\beta = 1/T$, in the SSE representation⁵ in $T > 0$ simulations. The operator-loop approach is analogous

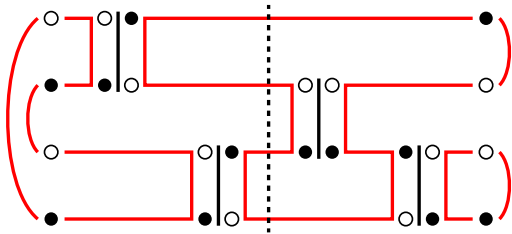


FIG. 4: (Color online) A VB-spin-operator configuration contributing to $\langle \Psi | (-H)^{2m} | \Psi \rangle$ for a 4-site system with $m = 2$. The arcs to the left and right indicate VB states $\langle V_i |, |V_r \rangle$ and the two columns of filled and open circles represent \uparrow and \downarrow spins of compatible spin states $\langle Z_j^l |, |Z_j^r \rangle$. The spins at the four operators (vertices) are also indicated. There are three loops, part of which consist of VBs. Expectation values are evaluated at the mid-point indicated by the dashed line.

to the original loop method for world lines,² with the main difference that the sampling scheme is formulated in terms of insertions and removals of operators, instead of deforming world-line configurations. The formal relationships between the two approaches are discussed in Ref. 2. The SSE formulation is somewhat easier to relate directly to the present case of projector QMC. We could also project with $e^{-\beta H}$, Taylor-expanded as in the SSE method, but the fixed-power approach allows for some minor simplifications. The primary differences with respect to finite- T SSE simulations is then the fixed value of m and the VB “end-cap” boundaries in the “propagation” direction, replacing the periodic boundary conditions appropriate at finite T .

To make the analogy with the SSE loop method as close as possible, we split the singlet-projector operators H_{ab} into their diagonal, $H_{ab}(1)$, and off-diagonal, $H_{ab}(2)$, parts,

$$H_{ab}(1) = \left(\frac{1}{4} - S_a^z S_b^z\right). \quad (24)$$

$$H_{ab}(2) = -\frac{1}{2}(S_a^+ S_b^- + S_a^- S_b^+). \quad (25)$$

We use a superscript e on the operator string P_α^e in (19) to denote the 2^m different combinations of diagonal and off-diagonal operators for a given full-operator string P_α . With spins Z_i^r, Z_j^l compatible with V_r, V_l , we sample VBs, spins, and operators, according to the weight

$$W_{lr,ij}^{\alpha\beta,ef} = w_l w_r \left(\frac{1}{2}\right)^{2m+N/2} \propto w_l w_r, \quad (26)$$

under the condition $P_\alpha^e |Z_i^r \rangle = P_\beta^f |Z_j^l \rangle$. The constraints exactly compensate for the other factors in the original weight (22) and there is no explicit dependence in (26) on the operator-string (α, β, e, f) and spin (i, j) indices. An example configuration is shown in Fig. 4. On a bipartite lattice the weights are positive, since minus signs present in the states (6) compensate those arising from an odd number of off-diagonal operators (25) (or, equivalently, all signs could be eliminated by a sublattice rotation²).

C. Sampling method

We now briefly describe the Monte Carlo sampling procedures. Starting with VB configurations V_r, V_l (where normally one would take $V_r = V_l$ for simplicity) and compatible spin configurations $Z^r = Z^l$, an initial string containing only diagonal operators $H_{ab}(1)$ can be used (consistent with the constraint that each operator must act on two anti-parallel spins). Successive configurations maintaining the constraints are generated with three types of updates.

In the first update—the “diagonal update”—the combined string $P_{\alpha\beta}^{ef} = (P_\beta^f)^T P_\alpha^e$ (where the transpose T of an operator sequence just corresponds to writing it in the reverse order, corresponding to acting with it on a bra state instead of a ket) containing $2m$ operators is traversed and each diagonal operator in it is updated (moved to a randomly selected bond), under the condition that it acts on anti-parallel spins. This step corresponds to changing the vertex break-up in the original world-line loop scheme.^{1,2} As in the SSE method,^{5,10} the constraints are checked by keeping the single state $Z(p-1)$, which is needed for moving a diagonal operator at location p in the string. This state is obtained by acting on the originally stored ket spin configuration $Z(0) = Z_r$ with the first p operators in the sequence. It is changed (by flipping two spins) whenever an off-diagonal operator is encountered in the course of traversing the positions $p = 1, \dots, 2m$. At the end of this procedure the stored bra state is obtained, $Z(2m) = Z_l$, for a valid configuration.

In a second updating stage—the loop update—a linked list of operator-vertices is first constructed. A vertex consists of the spin states “entering” and “exiting” an operator, as shown in Fig. 4. They connect, forming loops. The only difference with respect to the operator-loops in the SSE method is that a loop can now be connected to the ket or bra VB state, and the valence bonds constitute parts of such loops (replacing the periodic boundary conditions used at $T > 0$). To keep nonzero (indeed, constant) matrix elements of the operators H_{ab} , all spins on a loop have to be flipped together, in the process changing also $H_{ab}(1) \leftrightarrow H_{ab}(2)$. Each loop is flipped with probability $1/2$. In practice, all loops are constructed, and the random decision of whether or not to flip a loop is made before the loop is constructed. Vertices in a loop that is not to be flipped are just flagged as visited, so that the same loop is not traversed more than once (i.e., a loop construction is always started from a vertex-leg that has not yet been visited).

The reason for constructing all the clusters and flipping each with probability $1/2$, instead of generating single clusters starting from random seed locations and flipping them with probability 1 (as in the classical Wolff method²⁷), is that the *de facto* loop structure is only changed when performing the diagonal updates. One would therefore potentially generate the same cluster several times, which would lead to lower efficiency compared to uniquely identifying all clusters and flipping each at

most once. In principle one could modify the algorithm with combined diagonal and cluster updates, but this is more complicated and would probably not lead to improvements in efficiency in most cases.

A flipped loop including one or several VBs will cause spin flips in the stored spin configurations Z^l or Z^r . In the loop updating procedure we do not have to explicitly keep track of any other spins than those in Z^l and Z^r . The four spins at the operators (the vertex legs) are irrelevant at the loop updating stage, because all the vertices automatically involve only operations on anti-parallel spins, both before and after a loop flip. For each vertex encountered when constructing a loop, we therefore simply have to change the operator-type index, $1 \leftrightarrow 2$, in the list of operators (i.e., the same list $P_{\alpha\beta}^{ef}$ used in the diagonal update and to construct the linked vertex list).

The third type of update—the state update—is identical to the VB reconfigurations described in Sec. III for the variational calculation. Normally one would use an amplitude-product state with coefficients (9), which enter in the weight (26). Reconfigurations of the bonds can be carried out with either two-bond or bond-loops moves, as explained in Sec. III. They only change the loop connections at the VB “end caps”.

D. Measuring observables

When measuring operator expectation values one can go back to a pure VB (=loop) representation, using the estimator (23). This corresponds to summing over all loop orientations. Most quantities of interest can be expressed in terms of the loops in the transposition graph corresponding to $\langle V_l(\beta)|V_r(\alpha)\rangle$.^{2,23,32,33} Note that these transposition-graph loops can also be obtained from the “space-time” loops constructed in the updates, by connecting the sites (in practice just assigning a label, the loop number λ_i) crossed by the same loop at the propagation midpoint (indicated by a dashed line in Fig. 4). The “space-time” loops can also provide access to imaginary time correlation functions² in the ground state (see section VIA). Since there are no differences in the measurement procedures for equal time observables with respect to the original VB projector algorithm, we refer to the literature for this aspect of the simulations.^{20,21,33}

In some applications, instead of measuring a ground state expectation value $\langle 0|A|0\rangle$ one is interested in matrix elements of the form $\langle R|A|0\rangle$, where $|R\rangle$ is a reference state, normally the Néel state in the z -component basis. This corresponds to sampling the wave function itself (generating the basis states with probability proportional to the positive-definite wave-function coefficients). The energy (including excitation energies in different momentum sectors) can be computed like this,^{20,21} and also calculations of entanglement entropy can be formulated in this way.^{38,39,41} A mixed matrix element can also easily be sampled in the spin-bond basis. In this case the loops

terminating on the state $|R\rangle$ should never be flipped, because $|R\rangle$ is a single spin configurations (in the case of the Néel state—other reference states are also possible and would require other rules for the boundary loops).

V. RESULTS

As a demonstration of the efficiency of the methods, we present results for the sublattice magnetization M_s of the 2D Heisenberg model. This quantity has been calculated in numerous previous studies, but the currently best published estimate, $M_s = 0.3070(3)$, obtained on the basis of $T \approx 0$ QMC results for L up to 16, is already more than ten years old.¹² Recently, the density matrix renormalization group method was used to calculate M_s on rectangular lattices with $N \approx 200$ sites, giving a result consistent with the above value and with a similar precision.⁴³ Results have also been obtained using finite- T data and scaling forms that in principle allow simultaneous $T \rightarrow 0, L \rightarrow \infty$ extrapolations. With L up to 160 and $1/T$ up to 12, Ref. 44 reported $M_s = 0.30793(3)$. This is higher than (and well outside the error bars of) the $T = 0$ results cited above. In order to resolve the discrepancy, it would be useful to have ground state results based on larger lattices. Here we consider L up to 256.

Below we first discuss convergence aspects of the VB method, including the behavior with different trial states, and then present results and finite-size extrapolation of the sublattice magnetization.

A. Variational calculations

We first discuss the amplitude-product states used as trial states for the ground-state projection. The quality of the variationally optimized states [i.e., all amplitude $h(x, y)$ were determined by variational Monte Carlo simulations, as explained in Sec. III] is illustrated in Fig. 5 for system sizes L up to 80. Results for up to $L = 32$ were previously presented in Ref. 24—here we improve slightly on those results, thanks to the more efficient sampling procedures allowing for better statistics for the computed derivatives. The results are compared to converged results of the QMC projector method (which can be considered as exact to within small statistical errors that are not visible in the graphs). The relative error of the variational energy is $< 0.1\%$ for large systems. The sublattice magnetization falls on a smooth curve in good agreement (better than 1%) with the projected data for L up to ≈ 24 . For larger systems the behavior becomes erratic, however, being higher or lower (outside the error bars) than the projected data in a seemingly random way. This can be explained as due to the energy becoming less sensitive to the long-range spin correlations for increasing L , i.e., there are states with significantly different sublattice magnetizations but energy expectation values that are the same to within the precision of the simulations. To

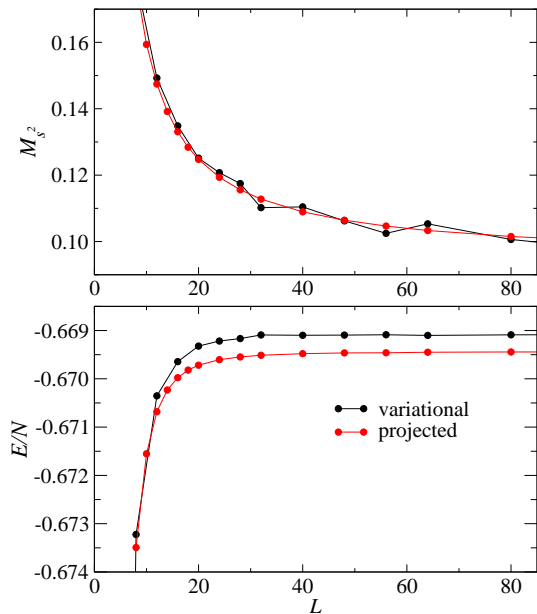


FIG. 5: (Color online) The energy (lower panel) and the squared sublattice magnetization (upper panel) of the variational and ground-state projected states.

obtain the correct best sublattice magnetization for large L (corresponding to the minimum energy determined to extreme precision) with the variational approach therefore requires unreasonably long simulations (which is true in general in variational calculations; not just with the amplitude-product states used here).

B. Convergence of the ground-state projection

Turning now to results of the projector method, it is useful to test the convergence as a function of the projection power m for different trial wave functions. Clearly, the preferred option is to use the best variational state available, but optimizing an amplitude-product state also takes some time (depending on how close to the energy minimum one strives), and, as we have seen above, for large systems it may not even be possible to find the truly optimal amplitudes. Fig. 6 shows the energy and the sublattice magnetization for $L = 32$ versus m/N , obtained using trial states with amplitudes $h(r) = 1/r^p$, $p = 2, 3, 4$, without any optimization, as well as with amplitudes obtained in two independent optimization runs. It is known^{24,42} that the optimal amplitudes decay as $1/r^3$ asymptotically, but the short-bond amplitudes show deviations from this form. Indeed, the best convergence is seen for $p = 3$, but with optimized amplitudes the convergence is still much faster. Although the two optimized variational states have very similar energies, there are still clear differences in the convergence of the sublattice magnetization, related to the insensitivity of the variational energy to the long-distance spin correlations.

In some cases the convergence of the sublattice magnetization is non-monotonic (while the energy always has to

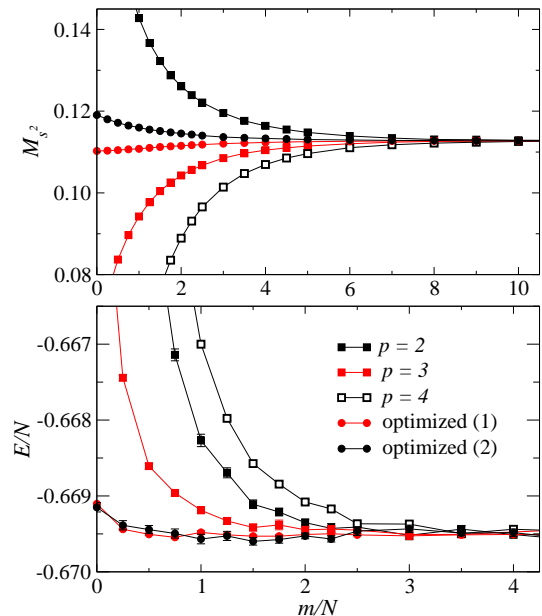


FIG. 6: (Color online) Convergence of the energy (lower panel) and the squared sublattice magnetization (upper panel) for $L = 32$ states states projected using different trial states; amplitude-product states with amplitudes $h(r) = 1/r^p$ ($p = 2, 3, 4$) as well as with $h(x, y)$ determined by minimizing the energy (in two independent optimizations, giving slightly different amplitudes).

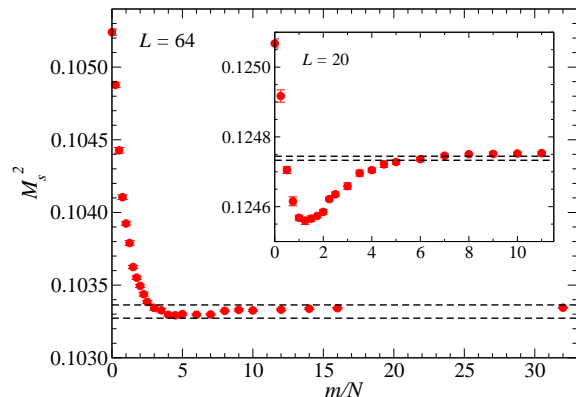


FIG. 7: (Color online) Convergence of the squared sublattice magnetization for $L = 64$ ($L = 20$ in the inset), using an optimized trial state. The dashed lines show the result \pm error bar of SSE calculations (using loop updates) at very low temperatures ($\beta = 8192$ in the case of $L = 64$).

converge monotonically), as illustrated in Fig. 7. The behavior depends on details of the variationally optimized amplitudes; likely non-monotonicity can be traced to incomplete optimization.

C. Extrapolation of the sublattice magnetization

We now discuss large-scale calculations for the 2D Heisenberg model. We have calculated M_s^2 as well as the spin correlation function $C(L/2, L/2)$, which equals M_s^2

L	M_s^2	$C(L/2, L/2)$
8	0.177843(1)	0.137595(2)
10	0.159372(2)	0.128552(2)
12	0.147448(2)	0.122586(2)
14	0.139153(2)	0.118380(2)
16	0.133067(2)	0.115263(2)
18	0.128412(2)	0.112857(2)
20	0.124748(2)	0.110954(2)
24	0.119350(2)	0.108125(2)
28	0.115573(2)	0.106126(2)
32	0.112782(2)	0.104636(2)
40	0.108943(3)	0.102571(3)
48	0.106431(3)	0.101208(3)
56	0.104661(3)	0.100239(3)
64	0.103345(3)	0.099514(4)
80	0.101523(4)	0.098501(4)
96	0.100325(5)	0.097831(5)
128	0.098843(16)	0.096990(17)
192	0.097371(11)	0.096161(11)
256	0.096669(17)	0.095765(16)

TABLE I: Projector QMC results for the squared sublattice magnetization and the spin correlation function at maximal separation for several $L \times L$ lattices. The numbers within brackets indicate the statistical error (one standard deviation of the average) in the last digit.

when $L \rightarrow \infty$, for lattices with L up to 256, making sure that the results are well converged to the ground state in all cases. The raw data are listed in Table. I The results are graphed versus $1/L$ in Fig. 8, along with polynomial fits¹¹ used to extrapolate to $L = \infty$. The extrapolated M_s^2 and $C(L/2, L/2)$ agree statistically and are stable with respect to the range of L included and the order of the polynomials. The statistics is slightly better for C and the polynomial needed to fit it is one order smaller than for M_s^2 . Based on C , we estimate $M_s = 0.30743(1)$, somewhat above the previous $T = 0$ results.^{12,43} The error bar is more than an order of magnitude smaller. The higher value from finite- T simulations⁴⁴ can be ruled out (differing by more than 15 of its error bars from our result). This illustrates difficulties with unknown corrections to the (T, L) scaling forms. Extrapolating $T = 0$ properties directly as a function of a single parameter ($1/L$) can in general be expected to be more reliable. Indeed, since the appearance of the (unpublished) original short version of the present article,³⁴ the results of Ref. 44 have been recalculated and revised³⁵ and now agree with our results.

VI. SUMMARY AND DISCUSSION

We have shown how re-introducing the spins into the VB basis allows for much faster sampling of amplitude-product states and, in particular, very efficient ground-

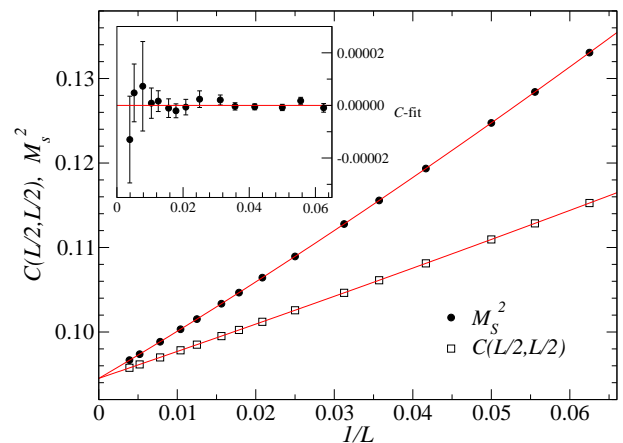


FIG. 8: (Color online) Finite-size scaling of the sublattice magnetization. The curves are polynomials fitted to $16 \leq L \leq 256$ data (cubic for C and 4th-order for M_s^2). The inset shows the deviation of the simulation results for $C(L/2, L/2)$ from the corresponding fit.

state projector simulations. For variational calculations it saves a factor up to system size N , and for projector QMC a factor up to the projection power m , bringing the total computational effort from $O(m^2)$ to $O(m)$ (where normally $m \gg N$, i.e., the improvements can be orders of magnitude). One striking and appealing aspect of the projector algorithm is its close similarity with state-of-the-art $T > 0$ QMC loop methods, in particular the SSE variant⁵ but also the world-line approach (for which loop updates similar to those used here were originally developed^{1,2}). Essentially, the $T = 0$ projector approach corresponds to “cutting open” the periodic imaginary-time boundary condition used at $T > 0$ and terminating the resulting free loop ends with valence bonds (which act as continuations of the loops). It is therefore very easy to rewrite, e.g., an SSE program for $T = 0$ projection. A favorable aspect of the $T = 0$ projector approach is that VB amplitude-product states often are very good trial states (as noted already a long time ago^{23,25}), which helps substantially to achieve a fast convergence as a function of the power m of the projection operator H^m .

A. Discussion

In view of the similarity with $T > 0$ methods, it is worth asking how much faster a converged $T = 0$ simulation is than a $T > 0$ simulation carried out at T sufficiently low for obtaining ground state properties. To answer this question, we first need to compare directly the size of the configuration space of the two formulations. Consider the SSE method, which is based on sampling the Taylor expansion of $e^{-\beta H}$.¹⁰ The average of the expansion power n is given by $\langle n \rangle = \beta |E|$, where E is the total energy ($\propto N$), which includes for each bond (in the case of the $S = 1/2$ Heisenberg model) an added constant $-1/4$ [exactly as in the singlet projector operator in Eq. (15)]. Let us consider the $2D$

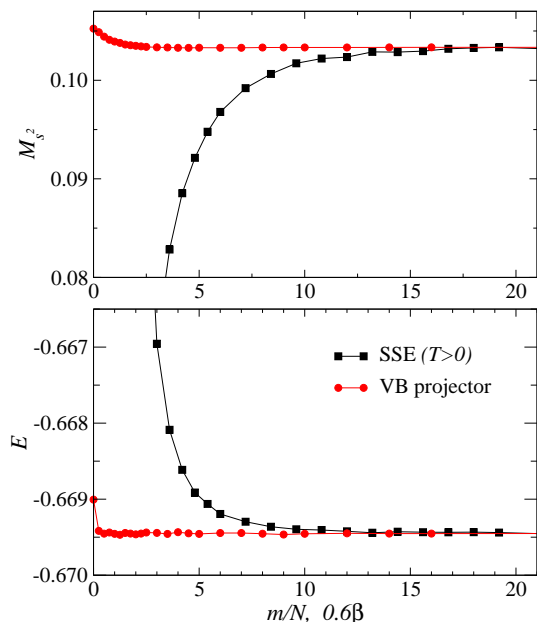


FIG. 9: (Color online) Convergence of VB projector results for the energy (bottom panel) and the sublattice magnetization (top panel) for an $L = 64$ system versus the power m of the Hamiltonian used in the projection. The results at m/N are compared with $T > 0$ results graphed versus the normalized inverse temperature 0.6β (corresponding to a similar computational effort as the projection scheme at m/N).

Heisenberg model, where for large systems the energy per site is ≈ -0.67 , which, including the constant $-1/4$, corresponds to $|E|/N \approx 1.2$. Thus, the average expansion power $\langle n \rangle \approx 1.2N\beta$. In the projector approach, the number of operators in the sequence is $2m$, and thus the computational efforts of the two methods should be comparable if $m/N \approx 0.6\beta$ (since there is only a very small overhead in sampling in the projector scheme, related to the boundary VB states). In Fig. 9 we show results of the two methods versus these normalized parameters for $L = 64$. A much faster convergence of the projector approach can be seen, especially for the energy. It is clear that here the fact that the trial state is well optimized plays a big role—with a very poorly optimized trial state the $T > 0$ approach may even converge faster.

It should be noted that the loop estimators used in QMC calculations at $T > 0$ are exactly equivalent to VB estimators,² such as Eq. (4), if T is low enough for a simulation to sample only the singlet subspace, whereas at higher T some loops—those that change the total magnetization when flipped—correspond to higher spin contributions.

An important difference between the $T = 0$ and $T > 0$ approaches should be pointed out in this context: To improve the statistics in $T > 0$ simulations one can take advantage of the periodic “time” boundaries. Averages of observables can be computed over all the propagated states. Whether or not this is a significant advantage in practice depends on the observable (its auto-correlation function as a function of imaginary time, which deter-

mines the effective number of independent measurements generated). In some cases, the averaging can be carried out almost without overhead. At first sight it might appear that no averaging of this kind can be done with the projector method, since the matrix elements of observables are defined at the mid-point of the configuration (as indicated in Fig. 4). One can of course shift the measurement point, and average over several such points, although then either the ket or the bra might not be equally well converged to the ground state. In practice, this kind of averaging may, however, still pay off, although we have not investigated it quantitatively. Note also that quantities given in terms of Kubo integrals (susceptibilities) explicitly require access to imaginary-time correlation functions, which can in principle be measured in the projector scheme by using the “space-time” loops constructed in the updates.² It would then be better to formulate using the Taylor expansion of $e^{-\beta H}$ instead of a fixed power $(-H)^m$, and one would require longer projections than equal-time correlations, long enough for the imaginary-time correlator to have decayed below some small number beyond which further contributions can be neglected. These issues are common to projector methods and have been investigated and discussed in detail in the context of fermionic auxiliary-field QMC calculations.^{36,37}

B. Related calculations and outlook

The possibility to use the valence-bond basis in QMC simulations was first suggested more than 20 years ago.²³ It is also implicitly the basis for the loop algorithm.² Other aspects of simulations explicitly formulated in the VB basis became more widely used only recently, after its generic utility, including simplified access to many physical quantities, was pointed out.^{20,21,33} We briefly list some works where the unique aspects of the VB basis were exploited in such simulations, and where the improvements presented here can be expected to lead to further progress.

Alet *et al.*³⁸ and, independently, Chhajlany *et al.*³⁹ defined a VB entanglement entropy, which can be evaluated using ground-state projection (unlike other entropy definitions, which normally cannot be directly evaluated). A slightly different variant of this entanglement measure was proposed by Lin and Sandvik, who also introduced another measure, the loop entanglement entropy, based on the loops in the transposition graph.⁴⁰ Hastings *et al.* recently showed that one of the standard definitions of entanglement entropy, the Renyi S_2 entropy, in fact also can be evaluated with VB simulations.⁴¹ These developments will allow, e.g., tests of the “area law” of entanglement entropy and deviations from it in a wide range of quantum spin systems.

Beach *et al.* have extended the projector scheme for standard $SU(2)$ spins to an often used representation of $SU(N)$ invariant models, including also the possibility of continuously varying N .⁴⁵ This extension is of interest

as many analytical theories are formulated as large- N expansions, and it is useful to make direct contact between this approach and unbiased numerical calculations. Using a similar approach, Tran *et al.* have carried out VB simulations of a chain of non-abelian $SU(2)_k$ particles (where k is related to the central charge),⁴⁶ generalizing the standard $S = 1/2$ Heisenberg chain. One can also consider effective hamiltonians explicitly constructed in the VB basis.⁴⁷

One of the first applications of the pure VB projector method was to the J-Q model; a potential realization of “deconfined” quantum criticality.¹⁷ Since the appearance of the unpublished original short version of the present article,³⁴ the improved VB loop method has already been used to study $SU(N)$ versions of the J-Q model with $N = 3$ and 4.⁴⁸ Here it can be noted that the variational amplitude-product states can also be extended to allow for valence-bond-solid order (by introducing factors favoring or disfavoring various local short-bond configurations), which is useful for studying J-Q models in the VBS phase.⁴⁹

The spin texture around a non-magnetic impurity in the J-Q model has been studied with the spin-bond sampling algorithm with an extra unpaired spin.⁵⁰ Triplet excitations of random antiferromagnetic clusters were investigated with VB simulations including a triplet VB in the background of singlets by Wang and Sandvik,⁵¹ a measurement which also can be carried out with two unpaired parallel spins. Measurements of triplet excitations for fixed momentum were discussed in Ref. 21.

Finally, we note that the loop-based projector scheme

that we have presented here for isotropic spin systems can in principle be extended to anisotropic models as well^{2,7} (and also to more complex bosonic systems, as well as fermions in one dimensions). The difference will be that the variational trial states appropriate in most other cases would not have natural expressions in the singlet valence bond basis. As an example, consider the case of a variational wave function written just in terms of the z -components of the spins (e.g., a Jastrow state). There is then some weight (wave function coefficient) $W(\{S_i^z\})$ for the trial state, and normally this weight will change when a loop terminating at the trial state is flipped. The loops in this case would be of the “directed” type,⁷ and one could build in the weight-change coming from the trial state into the directed loop equations (which dictate the probabilities for the loop-building along different paths through the vertices). This approach may be more efficient than the Green’s function or diffusion Monte Carlo methods⁵² normally used for ground-state projection of a variational trial state.

Acknowledgments

We thank Kevin Beach for many useful discussions. AWS was supported by the NSF under Grants No. DMR-0513930 and DMR-0803510. Part of this work was carried out by AWS while on sabbatical at the Institute for Solid State Physics, University of Tokyo, Japan, and at the Department of Physics, National Taiwan University, Taipei, Taiwan. He would like to thank these institutions for their hospitality and financial support.

-
- ¹ H. G. Evertz, G. Lana, and M. Marcu, Phys. Rev. Lett. **70**, 875 (1993).
² H. G. Evertz, Adv. Phys. **52**, 1 (2003).
³ N. Kawashima and J. E. Gubernatis, Phys. Rev. Lett. **73**, 1295 (1994).
⁴ B. B. Beard and U.-J. Wiese, Phys. Rev. Lett. **77**, 5130 (1996).
⁵ A. W. Sandvik, Phys. Rev. B **59**, R14157 (1999).
⁶ N. V. Prokofév, B. V. Svistunov, and I. S. Tupitsyn, Zh. Eks. Teor. Fiz. **114**, 570 (1998) [JETP **87**, 311 (1998)].
⁷ O. F. Syljuåsen and A. W. Sandvik, Phys. Rev. E **66**, 046701 (2002).
⁸ M. Suzuki, S. Miyashita, and A. Kuroda, Prog. Theor. Phys. **58**, 1377 (1977).
⁹ J. E. Hirsch *et al.*, Phys. Rev. B **26**, 5033 (1982).
¹⁰ A. W. Sandvik and J. Kurkijärvi, Phys. Rev. B **43**, 5950 (1991).
¹¹ J. D. Reger and A. P. Young, Phys. Rev. B **37**, 5978 (1988).
¹² A. W. Sandvik, Phys. Rev. B **56**, 11678 (1997).
¹³ M. Troyer, H. Kontani, and K. Ueda, Phys. Rev. Lett. **76**, 3822 (1996).
¹⁴ L. Wang, K. S. D. Beach, and A. W. Sandvik, Phys. Rev. B **73**, 014431 (2006).
¹⁵ S. Wenzel, L. Bogacz, W. Janke, Phys. Rev. Lett. **101**, 127202 (2008).
¹⁶ F.-J. Jiang and U. Gerber, arXiv:0906.2539.
¹⁷ A. W. Sandvik, Phys. Rev. Lett. **98**, 227202 (2007).
¹⁸ R. G. Melko and R. K. Kaul, Phys. Rev. Lett. **100**, 017203 (2008).
¹⁹ F.-J. Jiang, M. Nyfeler, S. Chandrasekharan, and U.-J. Wiese, J. Stat. Mech., P02009 (2008).
²⁰ A. W. Sandvik, Phys. Rev. Lett. **95**, 207203 (2005).
²¹ A. W. Sandvik and K. S. D. Beach, in *Computer Simulation Studies in Condensed Matter Physics XX*, Edited by D. P. Landau, S. P. Lewis, and H.-B. Schüttler (Springer-Verlag, 2010); arXiv:0704.1469.
²² M. Aizenman and B. Nachtergaele, Comm. Math. Phys. **164**, 17 (1994).
²³ S. Liang, B. Doucot, and P. W. Anderson, Phys. Rev. Lett. **61**, 365 (1988).
²⁴ J. Lou and A. W. Sandvik, Phys. Rev. B **76**, 104432 (2007).
²⁵ S. Liang, Phys. Rev. B **42**, 6555 (1990).
²⁶ G. Santoro *et al.*, Phys. Rev. Lett. **83**, 3065 (1999).
²⁷ U. Wolff, Phys. Rev. Lett. **62**, 361 (1989).
²⁸ D. H. Adams and S. Chandrasekharan, Nucl. Phys. B **662**, 220 (2003).
²⁹ A. W. Sandvik and R. Moessner, Phys. Rev. B **73**, 144504 (2006).
³⁰ Similar bond selection procedures are used in SSE simulations of models with long-range interactions; A. W. Sand-

- vik, Phys. Rev. E **68**, 056701 (2003).
- ³¹ In Ref. 29 a “directed loop” scheme was used for classical dimers with restriction to short bonds (of two different lengths). In that case there are no bond updates in which a bond does not move (i.e., in which the generated bond is the same as the current one). However, this approach is not practical when there is no restriction on the bond lengths (as is required in the over-complete VB basis). The probability of not moving a bond is low and in practice the scheme of bond selection from a single list with all bonds is still very efficient.
- ³² B. Sutherland, Phys. Rev. B **37**, 3786 (1988).
- ³³ K. S. D. Beach and A. W. Sandvik, Nucl. Phys. B **750**, 142 (2005).
- ³⁴ A. W. Sandvik and H. G. Evertz, arXiv:0807.0682v1.
- ³⁵ U. Gerber et al., J. Stat. Mech. **2009**, P03021 (2009).
- ³⁶ N. Furukawa and M. Imada, J. Phys. Soc. Jpn **60**, 3669 (1991).
- ³⁷ M. Feldbacher and F. F. Assaad, Phys. Rev. B **63**, 073105 (2001).
- ³⁸ F. Alet, S. Capponi, N. Laflorencie, and M. Mambrini, Phys. Rev. Lett. **99**, 117204 (2007).
- ³⁹ R. W. Chhajlany, P. Tomczak, and A. Wójcik, Phys. Rev. Lett. **99**, 167204 (2007).
- ⁴⁰ Y.-C. Lin and A. W. Sandvik (in preparation).
- ⁴¹ M. B. Hastings, I. Gonzalez, A. B. Kallin, and R. G. Melko, Phys. Rev. Lett. **104**, 157201 (2010).
- ⁴² K. S. D. Beach, Phys. Rev. B **79**, 224431 (2009).
- ⁴³ S. R. White and A. L. Chernyshev, Phys. Rev. Lett. **99**, 127004 (2007).
- ⁴⁴ B. B. Beard, R. J. Birgeneau, M. Greven, and U.-J. Wiese, Phys. Rev. Lett. **80**, 1742 (1998).
- ⁴⁵ K. S. D. Beach, F. Alet, M. Mambrini M, and S. Capponi, Phys. Rev. B **80**, 184401 (2009).
- ⁴⁶ H. Tran and N. E. Bonesteel, arXiv:0909.0038.
- ⁴⁷ J. Lou and A. W. Sandvik, Phys. Rev. B **80**, 212406 (2009).
- ⁴⁸ J. Lou, A. W. Sandvik, and N. Kawashima, Phys. Rev. B **80**, 180414 (2009).
- ⁴⁹ J. Lou, Ph.D. thesis, Boston University (2009).
- ⁵⁰ A. Banerjee, K. Damle, and F. Alet, arXiv:1002.1375.
- ⁵¹ L. Wang and A. W. Sandvik, Phys. Rev. B **81**, 054417 (2010).
- ⁵² N. Trivedy and D. M. Ceperley, Phys. Rev. B **40**, 2737 (1989).