

# Collective vortex phases in periodic plus random pinning potential

W. V. Pogosov<sup>1,2</sup>, V. R. Misko<sup>1</sup>, H. J. Zhao<sup>1</sup>, and F. M. Peeters<sup>1</sup>

<sup>1</sup>*Departement Fysica, Universiteit Antwerpen, Groenenborgerlaan 171, B-2020 Antwerpen, Belgium and*

<sup>2</sup>*Institute for Theoretical and Applied Electrodynamics,  
Russian Academy of Sciences, Izorskaya 13, 125412, Moscow, Russia*

(Dated: May 29, 2019)

We study theoretically the simultaneous effect of a regular and a random pinning potentials on the vortex lattice structure at filling factor one. This structure is determined by a competition between the square symmetry of regular pinning array, by the intervortex interaction favoring a triangular symmetry, and by the randomness trying to depin vortices from their regular positions. Both analytical and molecular-dynamics approaches are used. We construct a phase diagram of the system in the plane of regular and random pinning strengths, and determine typical vortex lattice defects appearing in the system due to the disorder. We find that the total disordering of the vortex lattice can occur either in one or in two steps. For instance, in the limit of weak pinning, a square lattice of pinned vortices is destroyed in two steps. First, elastic chains of depinned vortices appear in the film, but the vortex lattice as a whole remains still pinned by the underlying square array of regular pinning sites. These chains are composed into fractal-like structures. In a second step, domains of totally depinned vortices are generated and the vortex lattice depins from regular array.

PACS numbers: 74.25.Qt

## I. INTRODUCTION

Magnetic and current-carrying properties of superconducting films with nanoengineered arrays of periodic and quasi-periodic pinning sites attract a lot of attention both from the experimental<sup>1,2,3,4,5,6,7,8,9,10,11</sup> and theoretical<sup>12,13,14,15,16,17,18</sup> points of view. The main reason of this interest is that the regularity in positions of pinning sites produces a large increase of the critical current at certain values of the magnetic field which correspond to the matching between the number of vortices and the number of pinning sites in the system. The highest value of the critical current in films with periodic pins was obtained for the same concentration of vortices and pinning sites. If the pinning potential is strong enough, vortices in a film with a square array of pinning sites also form a square lattice instead of the triangular one, the latter being energetically favorable in the absence of pinning. This regime corresponds to single-vortex pinning when vortices are pinned individually and the flux-line lattice behaves not as a collective media. However, if the pinning strength becomes of the order of the elastic energy of the flux-line lattice, the vortex-vortex interaction becomes important, and the triangular symmetry of the vortex array is recovered. Thus, at filling factor one, low values of the pinning strengths favor a deformed triangular vortex lattice, which is basically depinned from the pinning array. At high values of the pinning strength, the regular square array of pinned vortices is the lowest energy state. There is also an intermediate regime, where the vortex lattice is regular, but half of the vortex rows is depinned and form a lattice with a symmetry close to triangular. These three vortex phases are depicted in Fig. 1.

Structural phase transitions due to the tuning of the regular pinning strengths were first studied theoretically

within the framework of the London theory<sup>19,20</sup> where vortices were treated as point-like objects, i.e., near the first critical field. The same regime was considered in Refs.<sup>21,22</sup> by using molecular dynamics simulations. Ref.<sup>23</sup> analyzes such transitions near the second critical field using the linearized Ginzburg-Landau theory, whereas in Refs.<sup>16,17,24</sup> the whole system of the Ginzburg-Landau equations was solved numerically. There are also applications of the same ideas for the vortex lattices in rotating Bose-Einstein condensates of alkali metal atoms, where regular pinning potential can be formed and easily tuned, in a broad range, by using lasers. First, structural transitions of vortex lattices in this system were predicted theoretically in Refs.<sup>25,26,27</sup> and then observed experimentally<sup>28</sup>. Finally, we would like to mention a recent experimental work<sup>29</sup> on elastic lattices of millimeter-size charged particles in a square array of traps which exhibit similar physics as the here considered vortex phases. Thus, the problem of the competition between the symmetry of the underlying pinning array and the lattice of repelling particles is important in various fields of modern physics. Note that in the case of superconducting films, holes which are usually used to create regular pins produce a strong pinning potential, which always dominate over the vortex-vortex interaction. Weak enough pinning sites can be fabricated, for example, by imposing a periodic modulation on the film surface and were recently studied theoretically in Ref.<sup>24</sup>.

In the present paper, we consider theoretically a more complicated situation, when there is an additional factor, namely, a random pinning potential. Random pinning is always found in any real physical system; moreover randomness cannot be ruled out even in numerical simulations, where its effect should be carefully analyzed. Samples potentially important for applications have to be very large compared to the period of the regular pinning

potential, and therefore disorder and defects in lattices of vortices or other interacting objects are unavoidable. For this reason, understanding of basic properties of such systems is of scientific and hopefully of practical importance.

Thus the structure of the vortex lattice in the system under consideration is determined by three factors: (i) a square array of regular pinning sites, which tries to impose its own symmetry on the vortex lattice, (ii) an interaction between vortices, which favors a triangular configuration of the vortex lattice, (iii) a random pinning potential, which attempts to destroy the regularity in the vortex positions and to depin them from the square lattice. We analyze here analytically various kinds of vortex lattice defects for a two-dimensional system and determine typical values of the random pinning strengths leading to a spontaneous generation of these defects. This allows us to construct an approximate phase diagram of the system in the plane of regular pinning strength versus random pinning strength. We also perform molecular-dynamics simulations in order to model numerically the process of disordering of the square vortex array. The obtained vortex patterns and the typical values of random pinning strength producing disordering are in a good agreement with our expectations obtained from the analytical treatment.

Note that the problem studied can be also linked to other situations when there is a competition of randomness and regularity, but where the dimensionalities of the pinning potential and an elastic media are possibly different from two-dimensional. These are flux-line lattices in layered superconductors, where layers act as one-dimensional pinning centers giving rise to a so-called intrinsic pinning. Such pinning centers can also be created as twin boundaries. Since there is always disorder in real superconductors, one can also have a competition between randomness and regularity<sup>30,31,32</sup>. Other examples are charge and spin density waves.

The paper is organized as follows. In Section II, we present the basic formulation of our model and discuss our approach of molecular dynamic simulations. In Section III, various kinds of kinks or defects in vortex lattices are found, their structures are discussed, and their energies and sizes are estimated. In Section IV, we characterize a random potential and explain how to account its effect on vortex lattices. Our main results are given in Section V, where we construct an approximate phase diagram of the system in the plane of regular versus random pinning strengths. Finally, we conclude in Section VI.

## II. MODEL

### A. Basic formalism

In our model, we treat vortices as point-like objects interacting via a pair-wise potential, which are valid as-

sumptions as long as the applied magnetic field is much lower than the second critical field  $H_{c2}$ , and the Ginzburg Landau parameter is large,  $\kappa \gg 1$ . Under such assumptions, the interaction energy of two vortices positioned at  $\mathbf{r}_1$  and  $\mathbf{r}_2$  can be well approximated by the well-known London expression,

$$H_{int}(\mathbf{r}_1, \mathbf{r}_2) = \frac{2\pi}{\kappa^2} K_0(|\mathbf{r}_1 - \mathbf{r}_2|), \quad (1)$$

where  $K_0$  is a modified Bessel function. Here and below the following dimensionless variables are used: distances are measured in terms of the London penetration depth  $\lambda$  and energy is measured in units of  $H_c^2 \lambda^3 / 8\pi$  with  $H_c$  being the thermodynamic critical field. An important quantity, which we are going to use, is the interaction energy of a regular vortex row with a given vortex situated outside of this row. If we put a center of coordinates at one of the vortices in the row, and the  $y$ -axis is along the row, then the interaction energy of the vortex located at  $(x, y)$  is given by

$$H_{int}^{(row)}(x, y) = \frac{2\pi}{\kappa^2} \sum_{m=-\infty}^{\infty} K_0\left(\sqrt{x^2 + (y + md)^2}\right), \quad (2)$$

where  $d$  is the intervortex distance. Using Fourier transformation for a modified Bessel function  $K_0(r)$  and performing a summation in the reciprocal space, Eq. (2) can be rewritten as

$$H_{int}^{(row)}(x, y) = \frac{2\pi}{\kappa^2} \frac{\pi}{d} \sum_{m=-\infty}^{\infty} \frac{1}{\sqrt{1 + \frac{4\pi^2 m^2}{d^2}}} \times \exp\left(-x \sqrt{1 + \frac{4\pi^2 m^2}{d^2}}\right) \cos \frac{2\pi m y}{d}. \quad (3)$$

Vortices are located in a two-dimensional film with a periodic square array of pinning sites. To describe the pinning potential of a single site, we use a parabolic function:

$$V(\mathbf{r}) = -U_0 \left(1 - \left(\frac{|\mathbf{r}|}{\sigma}\right)^2\right) \quad (4)$$

inside the well,  $r \leq \sigma$ , and the potential is zero outside the well,  $r > \sigma$ . In this paper, we consider the situation when the well radius  $\sigma$  is much smaller than the intersite distance  $a$ , i.e.,  $\sigma \ll a$ .

In addition to the regular pinning potential there is also a random pinning potential in the system; we denote its energy by  $\varepsilon(\mathbf{r})$ . The total energy of the system is thus given by

$$E = \sum_{i,j} H_{int}(\mathbf{r}_i, \mathbf{r}_j) + \sum_{i,n} V(\mathbf{R}_n - \mathbf{r}_i) + \sum_i \varepsilon(\mathbf{r}_i), \quad (5)$$

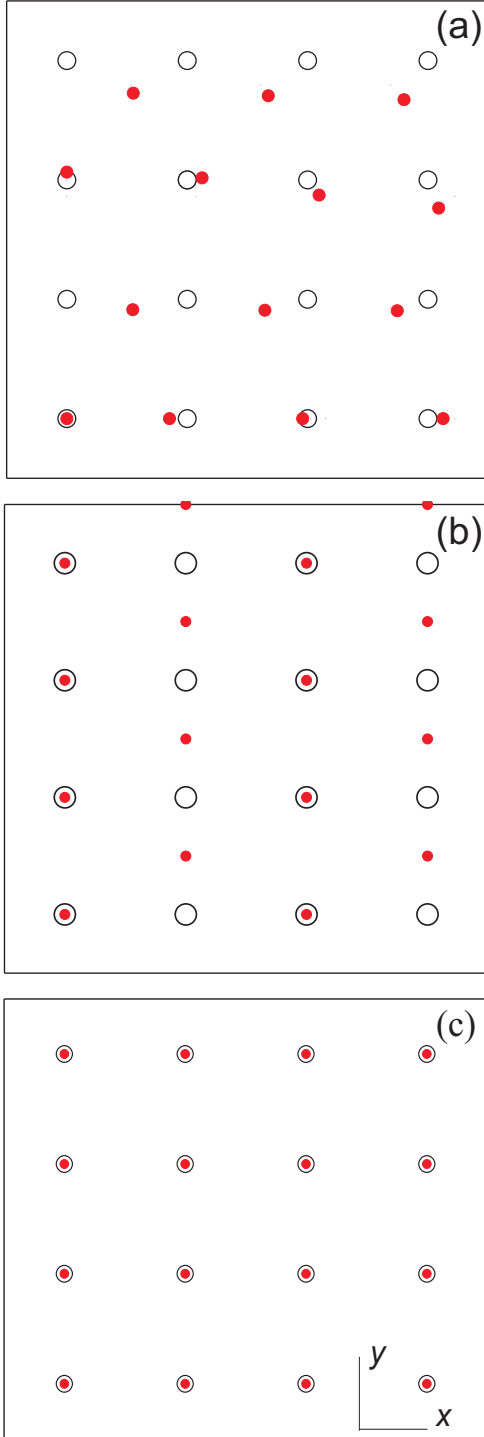


FIG. 1: Vortex lattice structure in a superconducting film with weak periodic pinning at filling factor 1. Vortices are red filled circles and pinning sites are open circles. Fig. 1(a) corresponds to the case of very low pinning with the deformed triangular vortex lattice. Fig. 1(b) shows a half-pinned regular phase realized at intermediate values of pinning strength. Fig. 1(c) represents a pinned vortex lattice, which is energetically favorable at higher values of pinning strength.

where  $\mathbf{r}_i$  and  $\mathbf{R}_n$  stand for the positions of vortices and regular pinning sites, respectively. We also assume that the number of vortices is exactly equal to the number of pinning sites, i.e., filling factor is one.

Let us remind first the situation when there is no random potential in the system. In this case, as was explained in the Introduction, strong regular pinning favors a square vortex lattice symmetry, see Fig. 1(c). At low  $U_0$  the repulsion between vortices dominates resulting in a slightly deformed triangular lattice that has the lowest energy, as illustrated in Fig. 1(a). Finally, in the intermediate range of  $U_0$ , a half-pinned lattice becomes the ground state, see Fig. 1(b). In the half-pinned phase, an effective pinning potential for depinned vortices is created by their interaction with neighboring rows of pinned vortices. It is easy to see that the following expressions define the boundaries between the triangular lattice and the half-pinned phase, and half-pinned phase and square lattice, respectively<sup>19,20</sup>

$$U_0 \simeq 2(E_{hp} - E_{tr}), \quad (6)$$

$$U_0 = 2(E_{sq} - E_{hp}), \quad (7)$$

where  $E_{tr}$ ,  $E_{hp}$ , and  $E_{sq}$  are, respectively, the energies of triangular, half-pinned and square vortex lattices, without any pinning, taken per one vortex. In other words, these vortex-vortex interaction energies depend only on vortex lattice symmetry. We focus on the situation when the strength of a regular pinning is not too high, i.e., is close to the boundaries defined by Eqs. (6) and (7). In this case the vortex lattice can be considered as a collective object and we are far from the regime of single-vortex pinning.

## B. Molecular-dynamics simulations

In addition to the above analytical approach, we perform numerical simulations of vortices in regular pinning arrays in the presence of random pinning potentials. In this Subsection, we describe briefly the basic ingredients of the used computer simulations. We use molecular-dynamics simulations of vortices moving under the action of the forces due to the vortex-vortex interaction and the interaction of vortices with regular and random pinning sites. To find the lowest-energy vortex configurations, we perform simulated annealing simulations by numerically integrating the overdamped equations of motion (see, e.g., Refs.<sup>12,13,14,15,18</sup>):

$$\eta \mathbf{v}_i = \mathbf{f}_i = \mathbf{f}_i^{vv} + \mathbf{f}_i^{vp} + \mathbf{f}_i^T. \quad (8)$$

Here,  $\mathbf{f}_i$  is the total force per unit length acting on vortex  $i$ ,  $\mathbf{f}_i^{vv}$  and  $\mathbf{f}_i^{vp}$  are the forces due to the vortex-vortex and vortex-pin interactions, respectively, and  $\mathbf{f}_i^T$  is the thermal stochastic force. In Eq. (8),  $\eta$  is the viscosity,

which is set here to unity. The force due to the interaction of the  $i$ -th vortex with other vortices is

$$\mathbf{f}_i^{vv} = \frac{2\pi}{\kappa^2} \sum_{j \neq i}^{N_v} K_1(|\mathbf{r}_i - \mathbf{r}_j|) \hat{\mathbf{r}}_{ij}, \quad (9)$$

where  $N_v$  is the number of vortices,  $K_1$  is the modified Bessel function, and  $\hat{\mathbf{r}}_{ij} = (\mathbf{r}_i - \mathbf{r}_j)/|\mathbf{r}_i - \mathbf{r}_j|$ . The modified Bessel function  $K_1(r)$  decays exponentially for  $r$  larger than 1 ( $\lambda$  in dimensional units), thus it is safe to cut off the (negligible) force for distances larger than 5. In our calculations, the logarithmic divergence of the vortex-vortex interaction forces for  $r \rightarrow 0$  is eliminated by using a cutoff at distances smaller than 0.1.

The force due to the interaction of the  $i$ th vortex with the parabolic pinning potentials (Eq. (4)) is:

$$\mathbf{f}_i^{vp} = \sum_k^{N_p} \left( \frac{f_p}{\sigma} \right) |\mathbf{r}_i - \mathbf{r}_k^{(p)}| \Theta(r_p - |\mathbf{r}_i - \mathbf{r}_k^{(p)}|) \hat{\mathbf{r}}_{ik}^{(p)}, \quad (10)$$

where  $N_p$  is the number of pinning sites,  $f_p$  is the maximal pinning force of each potential well,  $\sigma$  is the spatial range of the pinning potential (for random potentials, we define  $f_{pr} \lesssim f_p$  and  $\sigma_r \lesssim \sigma$  as the maximum pinning force and radius, correspondingly),  $\Theta$  is the Heaviside step function, and  $\hat{\mathbf{r}}_{ik}^{(p)} = (\mathbf{r}_i - \mathbf{r}_k^{(p)})/|\mathbf{r}_i - \mathbf{r}_k^{(p)}|$ .

The temperature contribution to Eq. (8) is modeled by a stochastic term obeying the following conditions:

$$\langle f_i^T(t) \rangle = 0, \quad (11)$$

and

$$\langle f_i^T(t) f_j^T(t') \rangle = 2\eta k_B T \delta_{ij} \delta(t - t'). \quad (12)$$

The ground state of a system of vortices is obtained as follows. First we set a high temperature to let vortices move randomly, then temperature is gradually decreased down to  $T = 0$ , thus simulating field-cooled experiments (see, e.g. Refs.<sup>33,34</sup>). Note that unlike in Refs.<sup>12,13,14,15,18</sup> we do not consider vortex dynamics driven by an external Lorentz force, but we only calculate the ground-energy vortex configuration (see, e.g.,<sup>35,36</sup>).

In the next section we discuss the effect of a random potential on the square and the half-pinned phases and define typical vortex lattice defects induced by the randomness.

### III. KINKS

Both square and half-pinned phases are periodic in the absence of random pinning sites. Translational motion of the vortex lattice as a whole by a period of a regular pinning lattice  $a$  does not change the energy of the system. Therefore, one can expect that there exist such solutions when, in one region of the system, the vortex lattice is shifted by  $a$  with respect to that in another region. There

should also be a kink with intermediate value(s) for deviations of vortex positions separating these domains. In this sense, our system resembles a traditional sine-Gordon system, which describes the behavior of elastic media in a periodic potential. In this situation, a typical kink has a smooth structure and its length depends both on the elastic properties of the media and the strength of the periodic potential, and it can be arbitrary large. Kinks are known to play an important role in the process of disordering of media<sup>37</sup>. Thus one can say that disordering is occurring through a *proliferation of kinks*. Therefore, we will pay special attention to the kink structure.

#### A. Continuous kinks versus sharp defects

One can naively assume that there also exist smooth kinks for square pinned and half-pinned lattices. However, despite the similarity with sine-Gordon systems, our system has one specific feature, namely, square and half-pinned vortex configurations are *not* the lowest energy states in the absence of pinning. Moreover, they are *locally* unstable, i.e., even infinitesimally small displacements of vortices lead to the collapse of the lattice into a triangular array. In other words, the elasticity theory does not work properly. This is shown explicitly in the Appendix. A kink in the square pinned phase has a “discrete” (i.e., not smooth) structure, which is shown in Fig. 2(a). This is a fundamental difference between the system at hand and conventional sine-Gordon systems.

Such a defect can be considered as a nucleus of a half-pinned vortex phase. It is important to notice that this string of unpinned vortices behaves as an elastic object, vortices inside the string are correlated and behave collectively due to their interaction. The defect energy density can be estimated as:

$$E_d^{(1)} \approx \frac{U_0 - 2(E_{sq} - E_{hp})}{a^2}. \quad (13)$$

It is important to note that the kink energy vanishes at the transition between the square and half-pinned lattices, i.e., at  $U_0 = 2(E_{sq} - E_{hp})$  since energies of these two phases become equal.

It is easy to realize that the pinned phase can also be disturbed by a domain composed by a region of a deformed triangular vortex lattice. Again, such a domain is an elastic object, vortices within the domain are depinned collectively. The region of depinned vortices has higher energy density compared to the previously described string-like defect, since the energy of a deformed triangular lattice has a higher energy than the half pinned lattice in the relevant parameter region. This energy density can be estimated as

$$E_d^{(2)} \approx \frac{U_0 - (E_{sq} - E_{tr})}{a^2}. \quad (14)$$

Note that in the infinite system first type of defects has infinite energy because it is of infinitely long. Therefore, a

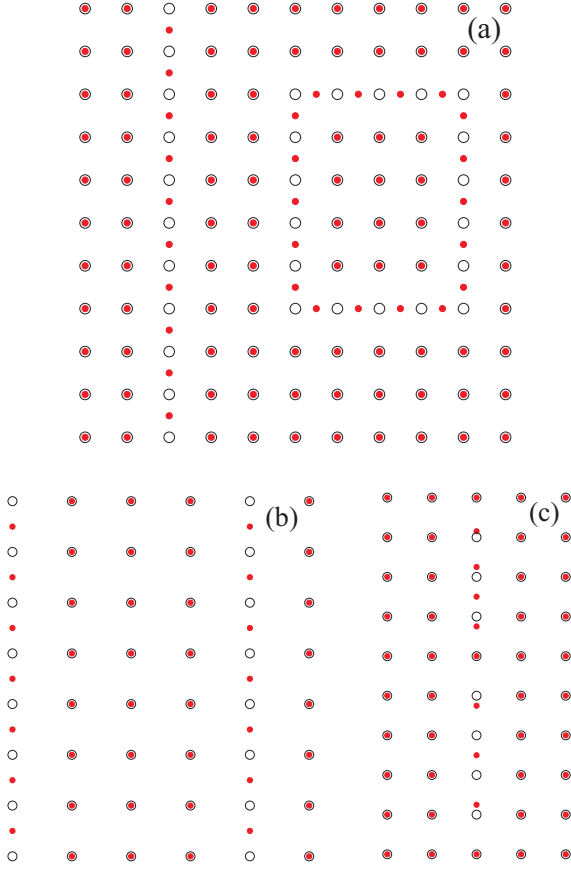


FIG. 2: Schematic view of typical defects in a regular vortex lattice. Fig. 2(a) shows elastic strings of unpinned vortices in the square pinned lattice: straight one (on the left) and reconnected one (on the right). Fig. 2(b) presents a row of pinned vortices in the half-pinned phase. Fig. 2(c) corresponds to the quasi-one-dimensional defect of finite length inside the pinned square lattice.

random potential will generate *reconnected* kinks of finite sizes rather than infinitely long defects, as shown in Fig. 2 (a). This point will be explained in detail in Section V and now we turn to the description of kinks in the half pinned phase.

Typical kinks in the half pinned phase consist of stripe-like regions of pinned phase. One can also have domains of triangular phases. The first type of defect is shown schematically in Fig. 2(b). In this sense the situation is similar to that with the pinned square lattice. The energy densities for these kinks are given, respectively, by

$$E_d^{(3)} \approx \frac{-U_0 + 2(E_{sq} - E_{hp})}{a^2}, \quad (15)$$

$$E_d^{(4)} \approx \frac{-U_0 + 2(E_{hp} - E_{tr})}{a^2}. \quad (16)$$

Which of the kinks has a lower energy density, depends on the position in the phase diagram.

## B. Quasi-one-dimensional defects

A completely different type of defects can appear in the system for sufficiently larger values of  $U_0$ . In this case, the potential well for a pinned vortex row is much deeper than the effective potential well created for a depinned vortex row by surrounding rows of pinned vortices. This defect is shown schematically in Fig. 2(c). It consists of a *finite* elastic string of vortices in the same row, which are displaced along the direction of the row. In one part of the defect, the string of vortices is stretched so that there is one missing vortex and the last vortex in this part of the string deviates from its equilibrium position by one period of the regular lattice  $a$ . In another part of the defect, the string of vortices is compressed so that there is an excess vortex. Thus this object as a whole can be considered as a quasi-one-dimensional kink-antikink structure. In Section V, by using molecular-dynamics simulations and rather general arguments, we will show that both reconnected chains of depinned vortices and quasi-one-dimensional defects are limiting cases of wider class of collective fractal-like defects.

We now calculate typical energy and length of quasi-one-dimensional defect. We assume that positions of all other vortices in the system remain unchanged. The potential energy of a vortex in the string is given by the interaction energy with the fixed vortices, with pinning sites, and also with each other. The first contribution to the string energy can be found from Eq. (3), where one can neglect all the terms except of the ones with  $m = 0$ ,  $\pm 1$  provided that  $a \sim 1$ , which results in

$$E_1^{(1D)} \simeq \frac{4\pi}{\kappa^2} \frac{\pi}{a} \sum_k \left( \frac{\exp(-a)}{1 - \exp(-a)} + \frac{a}{\pi} \exp(-2\pi) \cos \frac{2\pi y_k}{a} \right), \quad (17)$$

where the summation is performed over all positions of vortices in the string  $y_k$ . Note that from this equation one can see that the intervortex interaction favors a shift of  $a/2$  of the row in the  $y$  direction with respect to the lattice making a symmetry closer to the triangular one. Note that the potential energy (17) for each vortex has a typical sine-Gordon structure.

The interaction energy for the vortices with pinning sites in the row reads

$$E_2^{(1D)} = \sum_{n=-\infty}^{\infty} \sum_k V(an - y_k), \quad (18)$$

where  $V(y)$  is defined by Eq. (4) and the index  $n$  stands for the positions of the pinning sites. For illustrative purposes, we plot the sum of  $E_1^{(1D)}$  and  $E_2^{(1D)}$  in Fig. 3(a) for vortices in the string that are positioned periodically,  $y_k = y + ka$ . The resulting potential is, of course, a periodic function in  $y$ . The energy minimum for the string is attained for a square configuration due to our choice of parameters, i.e., for strong enough regular pinning. To show that this potential is of a quasi-one-dimensional

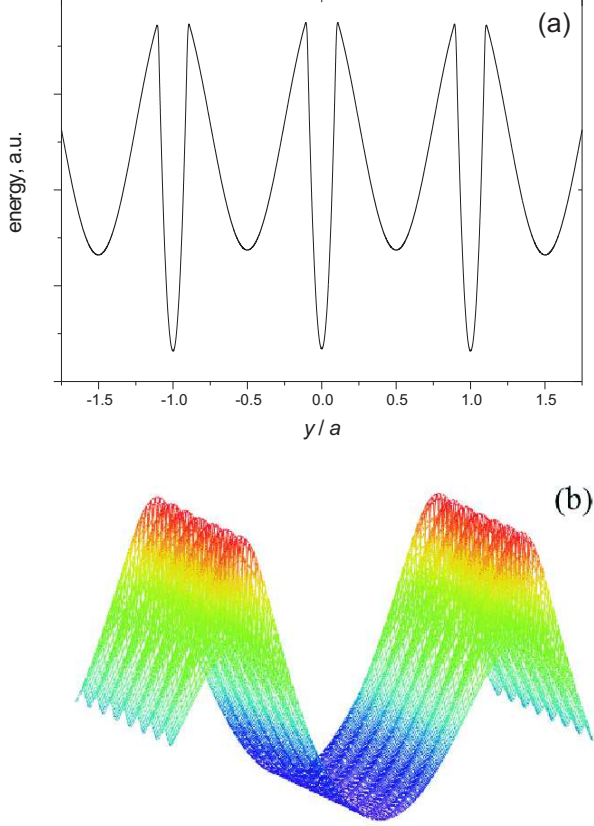


FIG. 3: Potential energy profile for the vortex row in the square lattice along one of the principal axis, provided that positions of vortices in the row are fixed with respect to each other and all other vortices are pinned. Fig 3(a) corresponds to the dependence on one coordinate, whereas Fig. 3(b) shows a dependence on both coordinates, which is of quasi-one-dimensional form.

form, we also plot it in three dimensional form in Fig. 3(b).

There is an additional contribution to the energy of the vortex which is due to its interaction with other vortices in the string, i.e., the elasticity term. This contribution depends on the mutual positions of the vortices. We will take into account only the interaction with nearest neighbors, as is usually done in elasticity theory. Taking into account Eq. (2) and using a Taylor expansion for the modified Bessel function we obtain the following expression for the energy of the whole string of vortices

$$E_3^{(1D)} = \frac{2\pi}{\kappa^2} \left( K_0(a) + \frac{K_1(a)}{a} \right) \sum_k (\Delta u_k)^2, \quad (19)$$

where  $\Delta u_k$  is the displacement of  $k$ th vortex with respect to the  $(k-1)$ th one. As usual, we can replace  $\Delta u_k/a$  by  $du/dy$  and also switch from summation to integration in the RHS of Eq. (19):

$$E_3^{(1D)} = \frac{2\pi a}{\kappa^2} \left( K_0(a) + \frac{K_1(a)}{a} \right) \int \left( \frac{du}{dy} \right)^2 dy, \quad (20)$$

where the integration is performed along the length of the defect. The total energy of the defect is thus given by the sum of three contributions:

$$E^{(1D)} = E_1^{(1D)} + E_2^{(1D)} + E_3^{(1D)}, \quad (21)$$

which can be estimated in a simple manner. We assume that a typical kink-antikink structure has a length  $l_{1D}$ . There are  $l_{1D}/a$  vortices along this defect and they are depinned from their lowest energy positions. Each vortex gains some energy by being depinned. If the width of the potential well  $\sigma$  is much smaller than the intersite distance  $a$ , the gain is given by  $U_0$ , as follows from Eq. (18). At the same time, each vortex also loses some amount of energy due to the fact that it no longer forms a square configuration with vortices from the surrounding rows, as can be seen from Eq. (17). The total energy increase for the string of  $l_{1D}/a$  depinned vortices is given approximately by

$$E_1^{(1D)} + E_2^{(1D)} \approx l_{1D}/a \left( U_0 - \frac{4\pi}{\kappa^2} e^{-2\pi} \right). \quad (22)$$

The elastic energy of the string  $E_3^{(1D)}$  can be easily estimated from Eq. (20) as

$$E_3^{(1D)} \approx \frac{2\pi a^3}{\kappa^2} \frac{1}{l_{1D}} \left( K_0(a) + \frac{K_1(a)}{a} \right). \quad (23)$$

If we now minimize the total defect's energy  $E^{(1D)}$  with respect to its length, we obtain

$$l_{1D} \approx \sqrt{\frac{2\pi a^4}{\left( U_0 - \frac{4\pi}{\kappa^2} e^{-2\pi} \right) \kappa^2} \left( K_0(a) + \frac{K_1(a)}{a} \right)}. \quad (24)$$

This leads to the following result for the defect energy

$$E^{(1D)} \approx 2\sqrt{\frac{2\pi a^2 \left( U_0 - \frac{4\pi}{\kappa^2} e^{-2\pi} \right)}{\kappa^2} \left( K_0(a) + \frac{K_1(a)}{a} \right)}, \quad (25)$$

which has a nontrivial dependence on  $U_0$ . As we will see below, in the limit of weak pinning, quasi-1D defects have higher energies compared to previously analyzed ones. This can be explained by noticing that vortices in the string are situated neither in a potential well induced by pinning sites nor in that created by the neighboring rows of vortices.

Note that a quasi-1D defect can have a slightly different structure, when the maximum deviation of vortex in the string from its equilibrium position is given by  $a/2$  but not by  $a$ . In this case, the position of the most strongly displaced vortex in the row is stabilized by the interaction with neighboring rows of vortices and not by a pinning site. Our estimates for length and energy of quasi-one-dimensional defect, given by Eqs. (24) and (25), remain applicable also for such a defect.

#### IV. RANDOM POTENTIAL

In this Section, we characterize the random potential and describe how to deal with it in our problem. We assume that the random potential is created by randomly distributed pinning wells with size  $\sigma_r \lesssim \sigma$ ,  $a$  and depth  $U_r \lesssim U_0$ . The concentration of random sites is denoted by  $n_r$ , and we also assume that it is higher or equal to the concentration of regular pinning sites,  $n_r \gtrsim a^{-2}$ .

It is well-known that the actual pinning energy due to the random pinning is produced by fluctuations of the random potential in a given region of the system, i.e. by bunches of pins, and not by pinning potential averaged value. If we have a region of area  $S_0 \gg n_r^{-1}$ , the distribution probability  $P(N)$  for having  $N$  random pinning sites within this region can be well described by a normal distribution

$$P(N) = \frac{1}{\sqrt{2\pi}} \frac{1}{\sqrt{n_r S_0}} \exp \left[ -\frac{(N - n_r S_0)^2}{2n_r S_0} \right]. \quad (26)$$

As can be expected, the averaged value of  $N$  is given by

$$\langle N \rangle = n_r S_0, \quad (27)$$

whereas the mean-square deviation reads

$$\sqrt{\langle N^2 \rangle - \langle N \rangle^2} \simeq n_r S_0. \quad (28)$$

The probability to have any number of random pinning sites larger than some definite value  $N_0$  within the region  $S_0$  can be found by integration,  $\int_{N_0}^{\infty} P(N) dN$ , and this integral can be estimated as (provided that  $N_0 - n_r S_0 \gtrsim \sqrt{n_r S_0}$ )

$$\int_{N_0}^{\infty} P(N) dN \approx \frac{1}{\sqrt{2\pi}} \frac{\sqrt{n_r S_0}}{N_0 - n_r S_0} \exp \left[ -\frac{(N_0 - n_r S_0)^2}{2n_r S_0} \right]. \quad (29)$$

The probability for this event not to occur is, of course,  $1 - \int_{N_0}^{\infty} P(N) dN$ . If we now have a larger region  $S > S_0$ , the probability that one cannot find a region of area  $S_0$  with number of random pinning sites higher than  $N_0$  within  $S$  is estimated as  $\sim \left(1 - \int_{N_0}^{\infty} P(N) dN\right)^{S/S_0}$ . Finally, the probability to find such a region is  $1 - \left(1 - \int_{N_0}^{\infty} P(N) dN\right)^{S/S_0}$ . From this analysis and from Eq. (29) it is easy to see that if  $S \sim S_0$  and  $|N_0 - n_r S_0| \sim \sqrt{n_r S_0}$ , this probability is very close to 1. This means that within domain of area  $S$  slightly larger than  $S_0$  we can always find a bunch of pines, such that the pinning energy around this bunch (within region of area  $S_0$ ) deviates by  $\sqrt{n_r S_0}$  from its average value. Thus, the pinning energy within some region can be closely approximated by mean-square deviation of random pinning potential within this region,  $U_r \sqrt{n_r S_0}$ . This conclusion is well known in the physics of disordered flux-line lattices<sup>38</sup>.

Each kind of defects described in Section IV has its own typical energy and sizes. In order to estimate the random pinning strength leading to a proliferation of such

defects one can equate the defect energy to the mean-square deviation of the random pinning potential within the area of the defect. By doing this, one can study the phase diagram of the system in the plane of random and regular pinning sites strengths.

#### V. PHASE DIAGRAM

In the absence of random pinning, there are two phase boundaries separating the pinned square, half pinned and deformed triangular lattices, as given by Eqs. (6) and (7). We now consider the effect of the random pinning potential. Note that a deformed triangular vortex lattice is aperiodic even in the absence of random pinning, since periods of vortex and regular pinning sites lattices are incommensurate, and therefore it is reasonable to focus on square pinned and half-pinned vortex lattices, which have a regular structure. As was already explained, the destruction of the order occurs via a proliferation of defects. Using the tools developed in the two previous Sections, we can estimate the typical random pinning strengths leading to a generation of different defects. Let's start from the case of a square pinned lattice. The lowest energy defect in such a situation is constructed from the elastic string of collectively depinned vortices, as explained in Section II. This row has to be reconnected because otherwise its energy is infinitely large (therefore, one should pay a special attention to this point in numerical simulations on finite arrays, since there it is easy to get just straight defects - their energies remain finite because the system sizes are finite). The radius of such a defect cannot be too small, since the system is discrete. Therefore, the lowest energy defect has a radius  $R_d$  of the order of the intersite distance,  $R_d \sim a$ , see Fig. 2 (a). Let us write  $R_d$  as  $ar_d$ , where the dimensionless factor  $r_d$  is of the order of one,  $r_d \sim 1$ . The energy of such a defect can be found from Eq. (13):

$$E_{kink} \sim 2\pi r_d [U_0 - 2(E_{sq} - E_{hp})]. \quad (30)$$

The area of this structure is just  $\pi a^2 r_d^2$ . To find the random pinning strength leading to a proliferation of this particular kind of defects, we equate the energy of the defect  $E_{kink}$  to the mean-square deviation of the random pinning energy within the area of the defect  $U_r \sqrt{n_r \pi a^2 r_d^2}$  and we find

$$U_r \sim 2 \sqrt{\frac{\pi}{n_r a^2}} [U_0 - 2(E_{sq} - E_{hp})]. \quad (31)$$

From Eq. (31) we see that the  $U_r$  required to destroy the order in the vortex positions in the square pinned phase vanishes at  $U_0 = 2(E_{sq} - E_{hp})$ , i.e., in the point of the transition between the square pinned and half-pinned lattices in the absence of disorder. This means that arbitrary weak disorder destroys the regularity in a square vortex lattice in the vicinity of this point, since the energies of pinned and half pinned lattices are equal

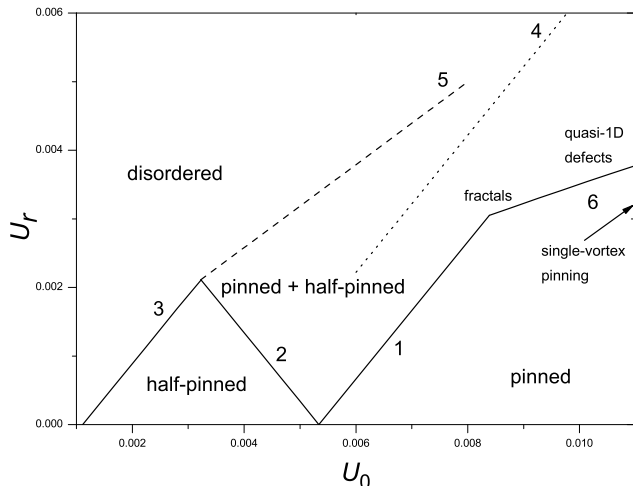


FIG. 4: Schematic phase diagram of the vortex lattice in the plane of the periodic pinning strength  $U_0$  and the random pinning strength  $U_r$ .

to each other. We now start to construct a phase diagram of the system in the  $U_0 - U_r$  plane for the same concentration of random and regular pins, i.e.,  $n_r a^2 = 1$ . The boundary separating pinned and a mixture of pinned and half-pinned lattices is shown by line 1 in Fig. 4 at  $a = 1$  and  $\kappa = 5$ . This mixed phase still can be considered as pinned, as a whole, by the regular pinning sites array, since there is a strong correlation between the positions of regular sites and the vortices. Note that there is still order in the positions of the depinned vortices within a single row.

Let us now switch to the half-pinned phase. As was explained in Section III, the lowest energy defect in this case corresponds to the row of pinned vortices, which recovers locally square array, as in Fig. 2(b). This row again has to be reconnected. By repeating the derivation which led us to Eq. (31), we obtain the following criterion for  $U_r$  favoring proliferation of such defects

$$U_r \sim 2\sqrt{\frac{\pi}{n_r a^2}} [-U_0 + 2(E_{sq} - E_{hp})]. \quad (32)$$

It corresponds to the curve 2 in the phase diagram which is basically a mirror image of the boundary given by Eq. (31). It is interesting to note that *disorder* in this case leads to an unexpected situation, namely, it pushes vortices within some regions to be pinned by the *regular* array of pinning sites. Also note that if we follow along curves 1 and 2, we see that the minimal random pinning strength required for the partial disordering of the vortex lattice is a non-monotonic function of  $U_0$ . This is again a nontrivial result, since one could expect that the higher  $U_0$ , the higher must be  $U_r$ , which destroys the order in the vortex positions. However, this is not true, since

there is one more factor, i.e., the intervortex interaction, which helps the random pinning sites to destroy order. Thus, at a certain value of  $U_0$  it is energetically favorable for the system to decrease its energy not by introducing vortex lattice defects, but by making a structural phase transition of the vortex lattice, on large scales, into a half-pinned *regular* phase.

The half-pinned phase can also be destroyed via elastic domains of the deformed triangular lattice; the energy density for the corresponding defect is given by Eq. (16). Thus, the random energy  $U_r$  generating such domains can be estimated as

$$U_r \sim 2\sqrt{\frac{\pi}{n_r a^2}} [-U_0 + 2(E_{hp} - E_{tr})]. \quad (33)$$

This is shown as curve 3 in Fig. 4, which separates regions of half-pinned and deformed triangular, i.e., completely disordered, phase. Let us stress that proliferation of such domains leads to a complete depinning of the vortex lattice from the underlying square array of pinning sites. Curves 2 and 3 intersect in some point and they bound a region in the phase diagram where the half pinned vortex lattice is stabilized. Of course, this does not mean that there are no defects at all in this region (or in the region of the square pinned lattice), but this implies that their concentration is low. One should also understand that the state, which we call a mixture of pinned and half pinned phases, contains domains with the deformed triangular lattice as well, but again the concentration of such domains is low. There can be other types of defects, like vacancies, when one vortex is redistributed to the position which is very far, in terms of lattice period, from its initial position, however, the probability of such events is low, since we are in the regime of collective pinning. Therefore, such events do not contribute significantly to the process of vortex lattice disordering.

Now we discuss how a mixture of pinned and half pinned phases is finally completely depinned from the regular pinning array. For that we first estimate  $U_r$  generating domains of triangular lattice inside the *square* one:

$$U_r \sim 2\sqrt{\frac{\pi}{n_r a^2}} [U_0 - (E_{sq} - E_{tr})], \quad (34)$$

which is depicted as curve 4 in Fig. 4. In reality, before such domains appear in the square phase, it is already disturbed by rows of the half-pinned lattice, so that curve 4 does not describe properly such a transition. The same is true for the curve 3 which describes the transition from the half pinned to the deformed triangular lattice. In other words, curves 3 and 4 must intersect. We do not consider here the transition from the mixture of pinned and half pinned lattices to the completely disordered one, we just show the corresponding boundary schematically in Fig. 4 as curve 5.

From the obtained phase diagram we see that the disordering of the square pinned lattice in the limit of weak



pinning always occurs in two steps. First, some rows of vortices depin and form reconnected elastic chains; their concentration increases with the increase of random pinning strength  $U_r$ . At higher values of  $U_r$ , elastic domains of deformed triangular lattice proliferate in the system leading to a complete disordering of vortex array. If we start from the half pinned lattice, two scenarios are possible. If the regular pinning strength  $U_0$  is relatively low, then the order is destroyed in one step due to the proliferation of domains of the deformed triangular lattice. If  $U_0$  is relatively high, again a two-step disordering can take place. As a first step, an admixture of the square pinned lattice appear in the system, and as a second step, domains of a deformed triangular lattice depin the vortex lattice from the regular pinning array. Note that in experimental work<sup>29</sup> on macroscopic charged balls on a square array of traps, the formation of domains in the lattice of these balls was also observed. Although there was no artificial randomness in the experimental setup, the disorder was certainly unavoidable. Since energies of three relevant vortex phases, namely, triangular, pinned, and half-pinned ones, are quite close to each other, domains formation can be observed in such experiments.

In Section III, we also have described a quasi-1D type of defects, which destroy the order in vortex positions within the same row, see Fig. 2(c). The typical area of such a defect is  $\sim l_{1D}a$ , where  $l_{1D}$  is given by Eq. (24). The energy of the defect is defined in Eq. (25). Thus, for  $U_r$  leading to the generation of quasi-1D defects we get

$$U_r \sim \frac{2}{\sqrt{a}} \frac{2\pi}{\kappa^2} \left( U_0 - \frac{4\pi}{\kappa^2} e^{-2\pi} \right)^{3/4} \left[ K_0(a) + \frac{K_1(a)}{a} \right]^{1/4}. \quad (35)$$

Our estimates show that, at realistic values of the main parameters, this  $U_r$  corresponds to rather high values compared to phase boundaries depicted by curves 2 and 3. This conclusion is physically due to the fact that quasi-1D defects represent an intermediate case between the collective pinning of vortices and a regime of single-vortex pinning at high pinning strengths. The vortex lattice in this case is still an elastic media, with the intervortex interaction being important in the total balance of energies. Phase boundary corresponding to such a transition is plotted schematically in Fig. 4 as curve 6. Note that the real boundary is far away from this position in the right direction, curve 6 is schematic. Since quasi-1D defects destroy the order in the vortex positions in the same row, a mixture of pinned and half-pinned phases in this case is also characterized by an absence of such an order in the rows of unpinned vortices; moreover, chains of unpinned vortices are now not necessarily reconnected. In this sense, the difference between the quasi-1D disordered phase and a mixture of pinned and half-pinned states is smeared out.

One can expect that the final regime with sufficiently high  $U_0$  corresponds to zero-dimensional defects, when vortices are depinned individually that is known as the single-vortex pinning regime. Thus, the dimensionality

of typical defects leading to the destruction of the order is decreasing continuously from 2 to 0 when the regular pinning strength  $U_0$  is increasing. At low  $U_0$ , regularity in the vortex positions is destroyed by the appearance of reconnected elastic chains of collectively-depinned vortices that are ordered within each chain. At higher  $U_0$ , these chains start to be open, they should become more and more straight and, therefore, one can expect neighboring chains to connect due to the lack of a free space. If we again increase  $U_0$ , chains become quasi-one dimensional elastic rows of finite length, as we have shown schematically in Fig. 2(c). Finally, we are in a single-pinning regime, when each vortex is pinned individually, that can be interpreted as chain shrinking towards a single lattice period, since the chain length given by Eq. (24) decreases with the increase of regular pinning strength.

So far only limiting cases of the first stage of vortex lattice disordering have been considered, namely, when we have: (i) reconnected chains, i.e., two-dimensional collective defects, (ii) quasi-one-dimensional stripe-like collective defects, (iii) quasi-zero-dimensional individual defects in the regime of a single-vortex pinning. To have a deeper insight to the problem and to understand better how these defects evolve and match, we also perform molecular-dynamics simulations for the intermediate between the weak and strong pinning regime. Figs. 5-8 present typical vortex patterns corresponding for increasing strength of the random pinning potential  $U_r$  with fixed concentration of random sites, which is set equal to the concentration of regular pins. The initial state of the vortex lattice, without random pinning, was a regular square array of a 400 vortices in the system of 400 regular pins. The value of  $U_0$  used is  $0.045 \times 2\pi/\kappa^2$ , whereas the intervortex distance is 1 in terms of  $\lambda$ . This value of  $U_0$  is several times larger than that required for the transition from the square phase to the half-pinned state, i.e., we are indeed in the intermediate regime, where both reconnected and open chains of depinned vortices are expected to appear in the system with the growth of  $U_r$ . This is exactly what we see in Fig. 5 at  $U_r = 0.72U_0$ , which contains both of them; and still there are no domains of a deformed triangular lattice. In general, these elastic chains are packed into finite fractal-like structures with a quasi-self-similar topology and dimensionality between 1 and 2. Building blocks of these fractals are represented by parts of rectangles of discrete sizes. If we increase  $U_r$ , like in Fig. 6 with  $U_r = 0.85U_0$ , domains of deformed triangular lattice start to appear in the system and they coexist with chains of unpinned vortices. However, these domains somehow suppress networks of depinned vortices by simply cutting them, since there is a competition between these two kinds of defects for a free space in the system. Further increasing  $U_r$  leads to the increase of concentration of domains of totally depinned vortices, as indicated in Fig. 7 at  $U_r = 1.28U_0$ . It is interesting to note that domains of pinned square vortex lattice turn out to be rather robust with respect to the random pinning; some of them survive up to quite strong values of

$U_r$ , several times higher than that corresponding to Fig. 7, with the fraction of pinned vortices decreasing slowly with increase of  $U_r$ . Fig. 8 shows the final state with quite high value of  $U_r = 5.3U_0$ , when almost all the vortices are depinned from the regular pinning array and there is no correlation between positions of regular pins and vortices, but there is a pronounced correlation between positions of vortices and random pins. Note that typical values of  $U_r$  leading to the generation of defects are in good qualitative agreement with our analytical predictions.

We also performed simulations for even higher  $U_0$ . We found that indeed the initial defects turn out to be quasi-one-dimensional stripes with the characteristic length of few lattice periods, rather than long-length and branched structures. Another defects found corresponds to higher  $U_r$ , and they are more similar to a single-particle imperfections than to regions of elastically distorted media, which are constructed of many interacting particles. In fact, these defects correspond to domains of totally depinned vortices described above, in the limiting case of a single-vortex pinning. Finally, single-vortex defects and stripe-like defects also match, when stripe length tends to a one lattice period. General picture for evolution of defects is presented in Fig. 9.

Thus, molecular-dynamics simulations enable us to relate defects of various dimensionalities and to better understand their evolution.

## VI. CONCLUSIONS

In this paper, we studied theoretically the effect of disorder on vortex lattices in the presence of a regular square array of pinning sites. We considered a two-dimensional system with the same concentration of regular pinning sites and vortices, i.e., with filling factor 1. We were mostly focused on a weak pinning regime, when vortex lattice demonstrates collective properties due to the mutual repelling of vortices. The resulting structure of the vortex lattice is determined by the competition between the square symmetry of the regular pinning array, by the triangular symmetry imposed by the vortex-vortex interaction, and by the action of randomness trying to destroy the order in vortex positions. Typical defects of vortex lattices have been identified and their energies and sizes have been estimated analytically. Molecular-dynamics simulations were also used for exploring regions on phase diagram, which are difficult to approach in an analytical way. Topological defects found are of various dimensionalities including fractional ones having fractal-like structure.

We then constructed an approximate phase diagram of the system in the plane of random and regular pinning strengths. We found that disordering of the regularity in vortex positions can occur either in one or two steps depending on the strength of the regular pinning potential. In the former case, domains of deformed triangular

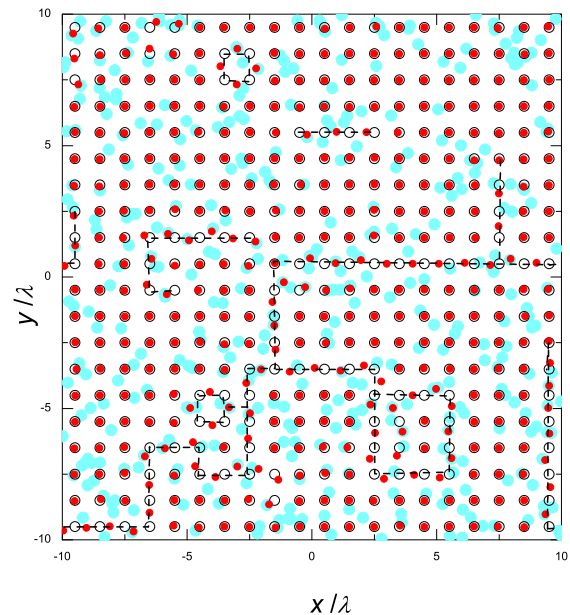


FIG. 5: Vortex pattern in the film with regular square and random pinning arrays for  $U_r = 0.72U_0$ , obtained in molecular-dynamics simulations. Dashed lines are guides for eyes indicating positions of chains of unpinned vortices. Dash-dot lines show borders of domains of deformed triangular lattice which is depinned from the underlying regular pinning array. Irregular blue spots represent positions of random pins, red filled circles show positions of vortices, and regular open circles correspond to periodic pins.

lattice start to appear spontaneously in the film. In the latter case, in the beginning, reconnected chains of unpinned vortices are generated inside a square lattice (or the opposite: chains of pinned vortices appear inside the half-pinned phase), and only after that again domains of deformed triangular lattice depin the vortex lattice as a whole from the regular pinning array. Both chains and domains are elastic defects with vortices depinned collectively due to their interaction. Also found is that the minimal random pinning strength leading to a partial first-stage disordering of vortex lattice can behave non-monotonically with decreasing the strength of the regular pinning potential which is a rather counter-intuitive result. This is due to the fact that the intervortex interaction helps the random pinning potential to depin vortices from the regular pinning sites.

We also analyze an intermediate regime for values of regular pinning strength, which are between the regimes of collective and single-vortex pinning. In this case, the first step of disordering occurs by proliferation of opened, not reconnected, elastic chains of depinned vortices, which can form long fractal-like defects with complicated quasi-self-similar topology. Fractals appear due

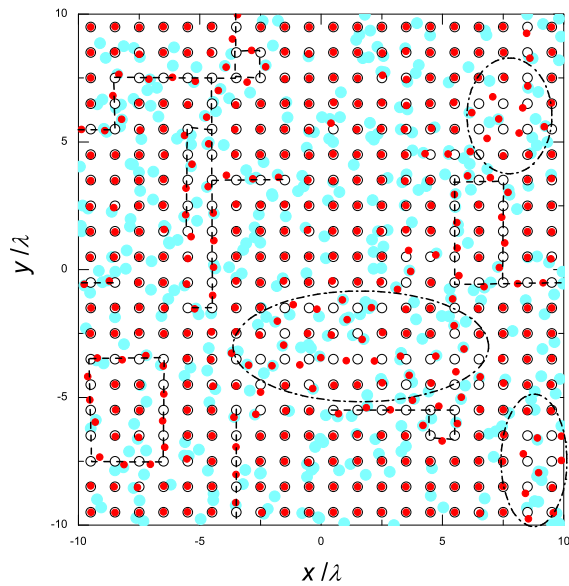


FIG. 6: Vortex pattern in the film with regular square and random pinning arrays for  $U_r = 0.85U_0$ , obtained in molecular-dynamics simulations. Dashed lines are guides for eyes indicating positions of chains of unpinned vortices. Dash-dot lines show borders of domains of deformed triangular lattice which is depinned from the underlying regular pinning array. Irregular blue spots represent positions of random pins, red filled circles show positions of vortices, and regular open circles correspond to periodic pins.

to the process of opening of reconnected chains and their straightening, when different chains start to connect to each other. At the same time, the average length of these defects is going to decrease with the increase of regular pinning strength due to a periodic potential sharpening, so that there is a competition between two tendencies. As a result, chains become straight and relatively short thus forming quasi-one-dimensional stripes. Finally, for high values of periodic pinning strength, they shrink continuously towards a quasi-zero-dimensional defects corresponding to a single-pinning regime. The latter regime is characterized by one-step disordering, i.e., the width of the region on the phase diagram with coexistent chains of unpinned vortices and domains of totally depinned vortices has to vanish with the growth of regular pinning strength, since these two types of defects also match. Thus, we can understand on the same footing all the regimes of disordering starting from a collective pinning to a single-vortex pinning by a concept of fractal defects with effective dimensionality changing smoothly from 2 to 0.

Our results are applicable not only to vortices in super-

conductors, but for a broader class of physical systems containing a large number of repelling objects and under-

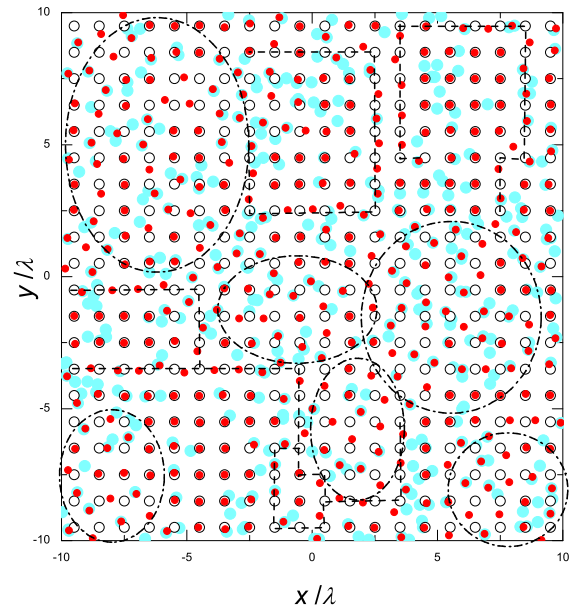


FIG. 7: Vortex pattern in the film with regular square and random pinning arrays for  $U_r = 1.28U_0$ , obtained in molecular-dynamics simulations. Dashed lines are guides for eyes indicating positions of chains of unpinned vortices. Dash-dot lines show borders of domains of deformed triangular lattice which is depinned from the underlying regular pinning array. Irregular blue spots represent positions of random pins, red filled circles show positions of vortices, and regular open circles correspond to periodic pins.

lying system of traps: for instance, vortices in ultracold gases in optical lattices, colloids, macroscopic elastic balls interacting via Coulomb forces, charge and spin density waves, etc.

## VII. ACKNOWLEDGMENTS

This work was supported by the Flemish Science Foundation (FWO-VI) and the Interuniversity Attraction Poles (IAP) Programme - Belgian State - Belgian Science Policy, and the “Odysseus” program of the Flemish government and the FWO-VI. V.R.M. is funded by the EU Marie Curie project, Contract No. MIF1-CT-2006-040816. W.V.P. is supported by the Russian Foundation for Basic Research (Project no. 06-02-16691), the President of Russia programme for young scientists, and the Russian Science Support Foundation.

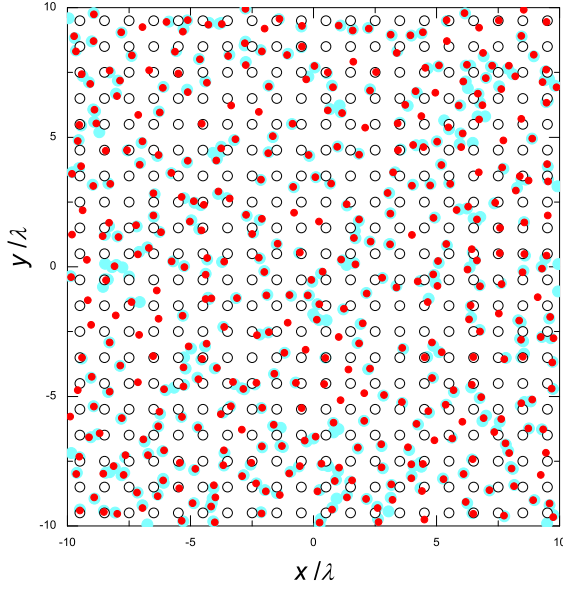


FIG. 8: Vortex pattern in the film with regular square and random pinning arrays for  $U_r = 5.3U_0$ , obtained in molecular-dynamics simulations. Dashed lines are guides for eyes indicating positions of chains of unpinned vortices. Dash-dot lines show borders of domains of deformed triangular lattice which is depinned from the underlying regular pinning array. Irregular blue spots represent positions of random pins, red filled circles show positions of vortices, and regular open circles correspond to periodic pins.

- 
- <sup>1</sup> M. Baert, V.V. Metlushko, R. Jonckheere, V.V. Moshchalkov, and Y. Bruynseraede, Phys. Rev. Lett. **74**, 3269 (1995).
- <sup>2</sup> V.V. Moshchalkov, M. Baert, V.V. Metlushko, E. Rosseel, M.J. Van Bael, K. Temst, R. Jonckheere, and Y. Bruynseraede, Phys. Rev. B **54**, 7385 (1996).
- <sup>3</sup> A. T. Fiory, A. F. Hebard, and S. Somekh, Appl. Phys. Lett. **32**, 73 (1978).
- <sup>4</sup> A.M. Castellanos, R. Wördenweber, G. Ockenfuss, A.v.d. Hart, and K. Keck, Appl. Phys. Lett. **71**, 962 (1997); R. Wördenweber, P. Dymashevski, and V.R. Misko, Phys. Rev. B **69**, 184504 (2004).
- <sup>5</sup> J. Eisenmenger, Z.-P. Li, W.A.A. Macedo, and I.K. Schuller, Phys. Rev. Lett. **94**, 057203 (2005).
- <sup>6</sup> J.E. Villegas, E.M. Gonzalez, M.I. Montero, I.K. Schuller, J.L. Vicent, Phys. Rev. B **68**, 224504 (2003); M.I. Montero, J.J. Akerman, A. Varilci, I.K. Schuller, Europhys. Lett. **63**, 118 (2003).
- <sup>7</sup> J.E. Villegas, S. Savel'ev, F. Nori, E.M. Gonzalez, J.V. Anguita, R. García, and J.L. Vicent, Science **302**, 1188 (2003).
- <sup>8</sup> L. Van Look, B.Y. Zhu, R. Jonckheere, B.R. Zhao, Z.X. Zhao, and V.V. Moshchalkov, Phys. Rev. B **66**, 214511 (2002).
- <sup>9</sup> A.V. Silhanek, S. Raedts, M. Lange, and V.V. Moshchalkov, Phys. Rev. B **67**, 064502 (2003).
- <sup>10</sup> M. Kemmler, C. Gürlich, A. Sterck, H. Pöhler, N. Neuhaus, M. Siegel, R. Kleiner, and D. Koelle, Phys. Rev. Lett. **97**, 147003 (2006).
- <sup>11</sup> A.V. Silhanek, W. Gillijns, V. V. Moshchalkov, B. Y. Zhu, J. Moonens, and L. H. A. Leunissen, Appl. Phys. Lett. **89**, 152507 (2006).
- <sup>12</sup> F. Nori, Science **278**, 1373 (1996); C. Reichhardt, J. Groth, C.J. Olson, S. Field, and F. Nori, Phys. Rev. B **52**, 10 441 (1995); B **53**, R8898 (1996); B **54**, 16 108 (1996); B **56**, 14 196 (1997).
- <sup>13</sup> C. Reichhardt, C.J. Olson, and F. Nori, Phys. Rev. B **57**, 7937 (1998).
- <sup>14</sup> C. Reichhardt, C.J. Olson, and F. Nori, Phys. Rev. Lett. **78**, 2648 (1997); Phys. Rev. B **58**, 6534 (1998).
- <sup>15</sup> V.R. Misko, S. Savel'ev, A.L. Rakhmanov, and F. Nori, Phys. Rev. Lett. **96**, 127004 (2006); Phys. Rev. B **75**, 024509 (2007).
- <sup>16</sup> G. R. Berdiyorov, M. V. Milošević and F. M. Peeters, Phys. Rev. B **74**, 174512 (2006).
- <sup>17</sup> G. R. Berdiyorov, M. V. Milošević and F. M. Peeters, Phys. Rev. B **76**, 134508 (2007).
- <sup>18</sup> V. Misko, S. Savel'ev, and F. Nori, Phys. Rev. Lett. **95**,

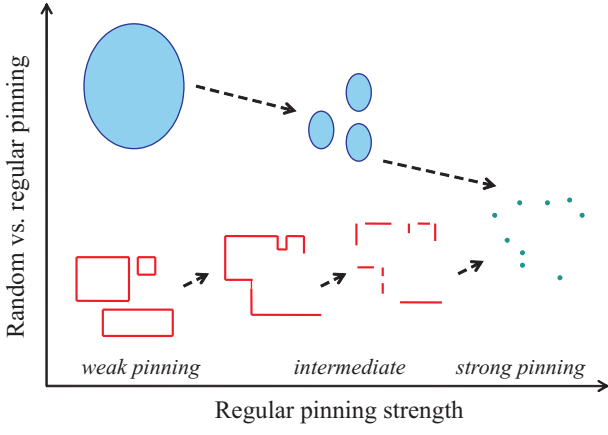


FIG. 9: General picture of the evolution of disorder-induced defects for square pinned vortex lattice. Lower branch corresponds to the elastic strings of collectively depinned vortices. First, they appear as reconnected chains. Then chains break and straighten. As a result, they start to overlap and form fractal-like clusters. Finally, they decay to quasi-one-dimensional stripes, which shrink gradually to quasi-zero-dimensional individual defects corresponding to the single-pinning regime. Upper branch shows the evolution of higher-energy elastic defects, which are domains of collectively depinned from regular pins vortices. These domains break into uncorrelated blocks of smaller sizes and finally also shrink to quasi-zero dimensional defects thus matching with the lower branch of defects.

- 177007 (2005); V.R. Misko, S. Savel'ev, and F. Nori, Phys. Rev. B **74**, 024522 (2006); Physica C **437-438**, 213 (2006).  
<sup>19</sup> V.N. Rudko, O.N. Shevtsova, and S.V. Shiyonovsky, Fiz. Nizk. Temp. **22**, 1314 (1996).  
<sup>20</sup> W. V. Pogosov, A. L. Rakhmanov, and V. V. Moshchalkov, Phys. Rev. B **67**, 014532 (2003).  
<sup>21</sup> Q. H. Chen, G. Teniers, B. B. Jin, and V. V. Moshchalkov, Phys. Rev. B **73**, 014506 (2006).  
<sup>22</sup> C. Reichhardt and C. J. Reichhardt, Phys. Rev. B **76**, 064523 (2007).  
<sup>23</sup> V. Zhuravlev and T. Maniv, Phys. Rev. B **68**, 174507 (2003).  
<sup>24</sup> G. R. Berdiyrov, M. V. Milošević, and F. M. Peeters, unpublished.  
<sup>25</sup> J. W. Reijnders and R. A. Duine, Phys. Rev. Lett. **93**, 060401 (2004).  
<sup>26</sup> J. W. Reijnders and R. A. Duine, Phys. Rev. A **71**, 063607 (2005).  
<sup>27</sup> H. Pu, L. O. Baksmaty, S. Yi, and N. P. Bigelow, Phys. Rev. Lett. **94**, 190401 (2005).  
<sup>28</sup> S. Tung, V. Schweikhard, and E. A. Cornell, Phys. Rev. Lett. **97**, 240402 (2006).  
<sup>29</sup> G. Coupier, M. Saint Jean, and C. Guthmann, Phys. Rev. B **75**, 224103 (2007).  
<sup>30</sup> A. A. Zhukov, H. Kupfer, G. K. Perkins, A. D. Caplin, T. Wolf, K. I. Kugel, A. L. Rakhmanov, M. G. Mikheev, V. I. Voronkova, M. Klasner, H. Wuhl, Phys. Rev. B **59**, 11213 (1999).  
<sup>31</sup> K. I. Kugel, A. L. Rakhmanov, A. A. Zhukov, Physica C **334**, 203 (2000).

- <sup>32</sup> I. F. Voloshin, A. V. Kalinov, L. M. Fisher, K. I. Kugel, A. L. Rakhmanov, JETP **84**, 1177 (1997).  
<sup>33</sup> K. Harada, O. Kamimura, H. Kasai, T. Matsuda, A. Tonomura, and V.V. Moshchalkov, Science **274**, 1167 (1996).  
<sup>34</sup> Y. Togawa, K. Harada, T. Akashi, H. Kasai, T. Matsuda, F. Nori, A. Maeda, and A. Tonomura, Phys. Rev. Lett. **95**, 087002 (2005).  
<sup>35</sup> I.V. Grigorieva, W. Escoffier, V.R. Misko, B.J. Baelus, F.M. Peeters, L.Y. Vinnikov and S. Dubonos, Phys. Rev. Lett. **99**, 147003 (2007).  
<sup>36</sup> H.J. Zhao, V.R. Misko, F.M. Peeters, S. Dubonos, V. Oboznov, and I.V. Grigorieva, Europhys. Lett. **83**, 17008 (2008).  
<sup>37</sup> P. M. Chaikin and T. C. Lubensky, *Principles of condensed matter physics*, Cambridge Univ. Press, Cambridge (1995).  
<sup>38</sup> G. Blatter, M. V. Feigel'man, V. B. Geshkenbein, A. I. Larkin, and V. M. Vinokur, Rev. Mod. Phys. **66**, 1125 (1994).

### VIII. APPENDIX

Let us assume that for a square pinned lattice, a kink can have a smooth structure and is directed along the  $y$  axis ( $x$  and  $y$  axes are directed like in Fig. 1(c)), thus separating two regions of vortex lattices shifted by  $a$  in  $y$  direction with respect to each other. We also denote kink's length along  $x$  as  $l_{2D}$  ( $l_{2D} \gg a$ ). There are  $l_{2D}/a \gg 1$  vortex rows within the kink's length and we denote deviations of vortices in the  $n$ 's row along the  $y$  direction as  $u_n$ . We also restrict ourselves to lattices with intervortex distances of the order of the penetration depth  $\lambda$  ( $a \sim 1$  in dimensionless units). In this case, the dominant contribution to the interaction energy of a given vortex with all other rows of vortices is provided by harmonics with  $m = 0, \pm 1$ , as can be seen from the exponent in the RHS of Eq. (3). This energy is then given by

$$E_n \simeq \frac{(2\pi)^2}{\kappa^2 a} \frac{e^{-a}}{1 - e^{-a}} + \frac{2\pi}{\kappa^2} e^{-2\pi} \times \left[ \cos \left( \frac{2\pi(u_{n+1} - u_n)}{a} \right) + \cos \left( \frac{2\pi(u_n - u_{n-1})}{a} \right) \right]. \quad (A1)$$

Now we can expand the RHS of Eq. (A1) in terms of  $\Delta u_n/a$ . To find the energy of the kink, we have to sum the contributions from all the rows within the kink. But instead it is convenient to switch from summation to integration with the simultaneous exchange of  $\Delta u_n/a$  by  $\frac{du}{dx}$ , i.e., to use a continuous limit. Finally, for the  $u$  dependent part of the vortex-vortex energy of the kink (per length of the kink in  $y$  direction), we have:

$$E_{kink}^{(vv)} = -\frac{(2\pi)^3}{\kappa^2 a^2} e^{-2\pi} \int \left( \frac{du}{dx} \right)^2 dx. \quad (A2)$$

The derivative  $\frac{du}{dx}$  can be estimated as  $\frac{du}{dx} \approx \frac{a}{l_{2D}}$ , and this leads us to the following expression

$$E_{kink}^{(vv)} \approx -\frac{(2\pi)^3}{\kappa^2} e^{-2\pi} \frac{1}{l_{2D}}. \quad (A3)$$

There is also a contribution to the kink energy coming from the regular pinning potential. It appears due to the fact that vortex rows within this kink are depinned. In the limit of small potential wells,  $\sigma \ll a$ , this energy (per length of the kink in  $y$  direction) is given by

$$E_{kink}^{(vp)} \approx U_0 \frac{l_{2D}}{a^2}. \quad (\text{A4})$$

For the total energy of the kink we thus have

$$E_{kink} = E_{kink}^{(vv)} + E_{kink}^{(vp)} \approx -\frac{(2\pi)^3}{\kappa^2} e^{-2\pi} \frac{1}{l_{2D}} + U_0 \frac{l_{2D}}{a^2} \quad (\text{A5})$$

If we now try to minimize the kink energy given by Eq. (A5) with respect to kink's length, we immediately see that  $l_{2D} = 0$  is the lowest energy solution. Of course, in reality  $l_{2D}$  cannot be shorter than  $a$ , and  $l_{2D} = a$  is a true solution. This conclusion is based on the physical fact that a square lattice of free interacting vortices is unstable in the absence of pinning, leading to a *negativeness* of “elastic constant”.