

Microwave Penetration Depth and Quasiparticle Conductivity of PrFeAsO_{1-y} Single Crystals: Evidence for Full-Gap Superconductivity

K. Hashimoto,¹ T. Shibauchi,¹ T. Kato,¹ K. Ikada,¹ R. Okazaki,¹ H. Shishido,¹

M. Ishikado,² H. Kito,³ A. Iyo,³ H. Eisaki,³ S. Shamoto,² and Y. Matsuda¹

¹*Department of Physics, Kyoto University, Sakyo-ku, Kyoto 606-8502, Japan*

²*Quantum Beam Science Directorate, Japan Atomic Energy Agency, Tokai, Naka, Ibaraki 319-1195, Japan*

³*Nanoelectronics Research Institute (NeRI), National Institute of Advanced Industrial Science and Technology (AIST), 1-1-1 Central 2, Umezono, Tsukuba, Ibaraki 305-8568, Japan*

(Dated: October 16, 2019)

In-plane microwave penetration depth λ_{ab} and surface resistance at 28 GHz are measured in underdoped single crystals of the Fe-based superconductor PrFeAsO_{1-y} ($T_c \approx 35$ K) by using a sensitive superconducting cavity resonator. $\lambda_{ab}(T)$ shows flat dependence at low temperatures, which is incompatible with the presence of nodes in the superconducting gap $\Delta(\mathbf{k})$. The temperature dependence of the superfluid density demonstrates that the gap is non-zero ($\Delta/k_B T_c \gtrsim 1.6$) all over the Fermi surface. The microwave conductivity data suggest a suppression of the quasiparticle scattering rate below T_c , reminiscent of superconductors with strong electron correlations in the normal state.

PACS numbers: 74.25.Nf, 74.70.-b, 74.20.Rp, 74.25.Fy

Since the discovery of superconductivity in $\text{LaFeAs}(\text{O}_{1-x}\text{F}_x)$ [1], high transition temperatures (T_c) up to 56 K have been reported in the doped Fe-based oxypnictides [2, 3, 4, 5, 6, 7, 8, 9]. The nature of superconductivity and the pairing mechanism in this system are fundamental physical problem of crucial importance. The first experimental task to this problem is to elucidate the superconducting pairing symmetry, which is intimately related to the pairing interaction.

The NMR Knight-shift measurements appear to indicate the spin-singlet pairing [10, 11]. However, the superconducting gap structure, particularly the presence or absence of nodes in the gap, is highly controversial. The specific heat shows a nonlinear magnetic field dependence [12]. The NMR relaxation rate shows the absence of the coherence peak and the T^3 -dependence below T_c [10, 11, 13, 14]. The lower critical field exhibits a T -linear dependence at low temperatures [15]. The μSR experiments report an unusual field-dependence of the penetration depth [16]. In the point-contact spectroscopy, a zero-bias conductance peak is reported [17, 18]. These results have been interpreted as an indication of unconventional superconductivity with line nodes. On the other hand, the Andreev reflection data are found to be consistent with an isotropic gap [19]. All of these experiments have been performed by using polycrystalline samples. Definitely, measurements using single crystals are highly desired to obtain unambiguous conclusions on the superconducting gap structure.

In this paper, we report on the measurements of the complex surface impedance in underdoped single crystals of the oxypnictide superconductor PrFeAsO_{1-y} ($T_c \approx 35$ K), from which properties of thermally excited quasiparticles can be directly deduced. We point out that PrFeAsO_{1-y} is suitable for the present purpose, com-

pared with other high- T_c oxypnictides with Ce^{3+} , Nd^{3+} , Sm^{3+} and Gd^{3+} ions, having odd $4f$ electrons. This is because the penetration depth λ may be strongly affected by the large paramagnetism arising from the rare earth ions for these compounds [20], as reported in the low temperature upturn of λ owing to the Nd^{3+} ions in $(\text{Nd,Ce})_2\text{CuO}_4$ [21]. On the other hand, λ in our PrFeAsO_{1-y} is free from such an effect, since $\text{Pr}^{3+}(4f^2)$ ions are in the non-magnetic state as revealed by the recent NMR experiments [11]. Moreover, PrFeAsO_{1-y} has a higher T_c than that of La-compounds, which enables the measurements in a wider T -range. We observe flat temperature dependence of the in-plane penetration depth $\lambda_{ab}(T)$ at low temperatures, indicating exponentially small quasiparticle excitations, which clearly contradicts the presence of nodes in the gap. The quasiparticle conductivity is enhanced compared with the BCS theory suggesting that the scattering rate is suppressed below T_c , which bears a similarity with high- T_c cuprates and heavy fermion superconductors with strong electron correlations in the normal state above T_c .

At microwave frequencies ω , the surface impedance $Z_s = R_s + iX_s$, where R_s (X_s) is the surface resistance (reactance), and complex conductivity $\sigma = \sigma_1 - i\sigma_2$ are given by

$$Z_s = R_s + iX_s = \left(\frac{i\mu_0\omega}{\sigma_1 - i\sigma_2} \right)^{1/2} \quad (1)$$

for the case of local electrodynamics. The surface reactance provides a direct measure of the London penetration depth λ via $X_s(T) = \mu_0\omega\lambda(T)$. The number of excited quasiparticles is most directly related to $\lambda(T)$, since the superfluid density n_s is proportional to λ^{-2} . The real part of conductivity σ_1 is determined by the quasiparticle dynamics, and in the simple two-fluid model, which is

known to be useful in superconductors with strong correlations [22], σ_1 is related to the quasiparticle scattering time τ through $\sigma_1 = (n - n_s)e^2\tau/m^*(1 + \omega^2\tau^2)$, where n is the total density of carriers with effective mass m^* .

Single crystals of PrFeAsO_{1-y} were grown by high-pressure synthesis method using a belt-type anvil apparatus. Powders of PrAs, Fe, Fe_2O_3 were used as the starting materials. PrAs was obtained by reacting Pr chips and As pieces at 500°C for 10 hours and then 850°C for 5 hours in an evacuate quartz tube. The starting materials were mixed at nominal compositions of $\text{PrFeAsO}_{0.6}$, and pressed into pellets. The samples were grown by heating the mixtures in BN crucibles under a pressure of about 2 GPa at 1300°C for 2 hours. Plate-like crystals up to $150 \times 150 \mu\text{m}^2$ in the ab planes are extracted mechanically and they have shiny surfaces. Our crystals, whose T_c (≈ 35 K) is lower than the optimum $T_c \approx 51$ K in PrFeAsO_{1-y} [23], are in the underdoped regime, which is close to the spin density wave order [24].

The surface impedance was measured by a cavity perturbation method with the hot finger technique [25, 26]. We used a 28 GHz TE_{011} -mode superconducting Pb cavity with a high quality factor $Q \sim 10^6$. To measure the surface impedance of the small single crystal with high precision, the cavity resonator is soaked in the superfluid ^4He at 1.6 K and its temperature is stabilized within ± 1 mK. We place a crystal in the antinode of the microwave magnetic field \mathbf{H}_ω ($\parallel c$ axis) so that the shielding current \mathbf{I}_ω is excited in the ab planes [see sketch in Fig. 1]. The inverse of quality factor $1/Q$ and the shift in the resonance frequency are proportional to R_s and the change in X_s , respectively. To determine the absolute values of Z_s , the in-plane dc resistivity $\rho(T)$ was measured by using the W deposition technology of a focused ion beam system to put 4 contacts. We also use $\lambda_{ab}(0) = 275$ nm, which is determined from the lower critical field measurements using a micro-array of Hall probes in the crystals from the same batch [27]. In our frequency range, the skin depth δ_{cl} is much shorter than the sample width, ensuring the so-called skin-depth regime.

Figure 1 shows typical temperature dependence of the surface resistance R_s and X_s . It shows a sharp superconducting transition at $T_c \approx 35$ K with low residual R_s values in the low temperature limit, indicating high quality of the crystals. In the normal state where $\omega\tau$ is much smaller than unity, the temperature dependence of microwave resistivity $\rho_1 = 2R_s^2/\mu_0\omega$ is expected to follow $\rho(T)$ [see Eq. (1)]. Such a behavior is indeed observed in the inset of Fig. 1. Below about 100 K, $\rho_1(T)$ exhibits a T^2 dependence as expected from the standard Fermi-liquid theory. It should be noted that accumulating results indicate that the non-Fermi-liquid T -linear-like dependence of $\rho(T)$ has been widely observed in oxypnictides with Ce^{3+} [3], Nd^{3+} [5, 6], Sm^{3+} [7], and Gd^{3+} [8, 9], but the T^2 behavior is actually observed in La^{3+} -based superconductors with no $4f$ electrons [28]. This

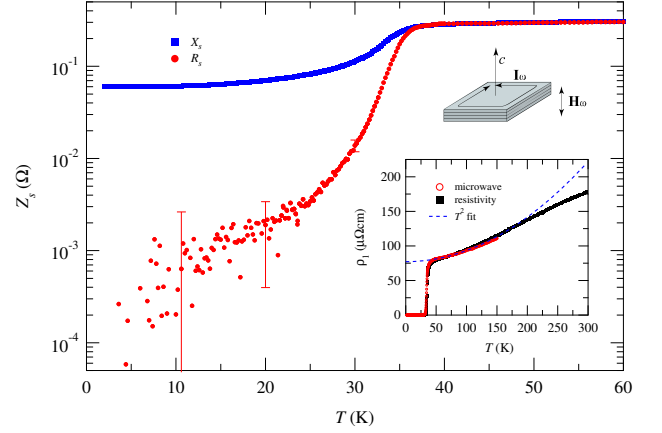


FIG. 1: (color online). Temperature dependence of the surface resistance R_s and reactance X_s at 28 GHz in a PrFeAsO_{1-y} single crystal (#1). In the normal state, $R_s = X_s$ as expected from Eq. (1). The low-temperature errors in R_s are estimated from run-to-run uncertainties in Q of the cavity. Inset shows the microwave resistivity $\rho_1(T)$ (red circles) compared with the dc resistivity in a crystal from the same batch (black squares). The dashed line represents a T^2 dependence. The measurement configuration is also sketched.

immediately suggests that the apparent non-Fermi-liquid behavior may come from the local moment of the rare earth ions. Another possibility concerns the doping dependence of the transport properties [29]. Since our crystals is underdoped, as witnessed by the relatively small residual resistivity ratio [inset of Fig. 1], the scattering mechanism may be different from that in higher doping regime. Further studies are necessary to clarify this issue.

In Fig. 2(a) shown is the change in the in-plane penetration depth $\delta\lambda_{ab}(T) = \lambda_{ab}(T) - \lambda_{ab}(0)$ normalized by $\lambda_{ab}(0)$. The overall temperature dependence of $\delta\lambda_{ab}(T)$ in two crystals is essentially identical, which indicates good reproducibility. It is clear from the inset of Fig. 2(a) that $\lambda_{ab}(T)$ has flat dependence at low temperatures. First we compare our data with the expectations in unconventional superconductors with nodes in the gap. In clean superconductors with line nodes, thermally excited quasiparticles near the gap nodes give rise to the T -linear temperature dependence of $\delta\lambda_{ab}(T)$ at low temperatures, as observed in $\text{YBa}_2\text{Cu}_3\text{O}_{7-\delta}$ crystals with d -wave symmetry [30]. In the d -wave case, $\delta\lambda_{ab}(T)/\lambda_{ab}(0) \approx \frac{\ln 2}{\Delta_0} k_B T$ is expected [21], where Δ_0 is the maximum of the energy gap $\Delta(\mathbf{k})$. This linear temperature dependence with an estimation $2\Delta_0/k_B T_c \approx 4$ [13] [dashed line in Fig. 2(a)] distinctly deviates from our data. When the impurity scattering rate Γ_{imp} becomes important in superconductors with line nodes, the induced residual density of states changes the T -linear dependence into T^2 below a crossover temperature T_{imp}^* determined by Γ_{imp} [21]. This is also clearly different from our data in Fig. 2(a).

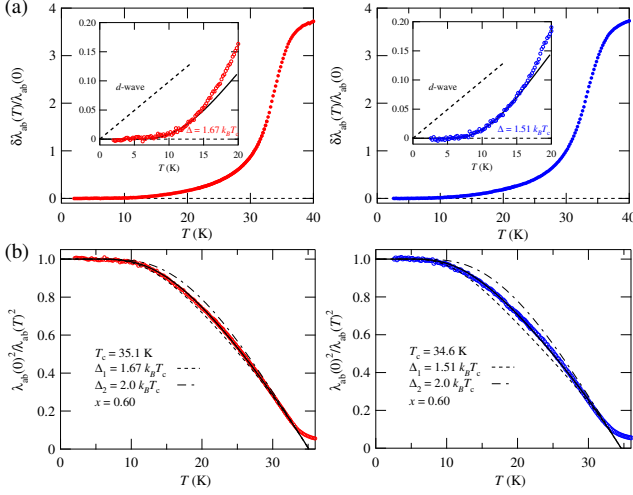


FIG. 2: (color online). (a) Temperature dependence of $\delta\lambda_{ab}$ normalized by $\lambda_{ab}(0)$ for crystals #1 (left) and #2 (right). Note that the experimental λ_{ab} is limited by $\delta_{cl}/2$ above T_c . Inset is an expanded view at low temperatures. The dashed lines represent T -linear dependence expected in clean d -wave superconductors with line nodes. The solid lines are low- T fits to Eq. (2). (b) Temperature dependence of the superfluid density $\lambda_{ab}^2(0)/\lambda_{ab}^2(T)$. The solid lines are the best fit results to the two-gap model, and the dashed and dashed-dotted lines are the single gap results for Δ_1 and Δ_2 , respectively.

If by any chance the T^2 dependence with a very small slope should not be visible by the experimental errors below ~ 10 K, then we would require enormously high T^* . However, since no large residual density of states is inferred from NMR measurements even in polycrystalline samples of La-system with lower T_c [13, 14], such a possibility is highly unlikely. These results lead us to conclude that in contradiction to the presence of nodes in the gap, the finite superconducting gap opens up all over the Fermi surface.

In fully gapped superconductors, the quasiparticle excitation is of an activated type, which gives the exponential dependence

$$\frac{\delta\lambda_{ab}(T)}{\lambda_{ab}(0)} \approx \sqrt{\frac{\pi\Delta}{2k_B T}} \exp\left(-\frac{\Delta}{k_B T}\right) \quad (2)$$

at $T \lesssim T_c/2$ [31]. Comparisons between this dependence and the low-temperature data in Fig. 2(a) enable us to estimate the minimum energy Δ_{\min} required for quasiparticle excitations at $T = 0$ K; *i.e.* $\Delta_{\min}/k_B T_c = 1.6 \pm 0.1$.

We can also plot the superfluid density $n_s = \lambda_{ab}^2(0)/\lambda_{ab}^2(T)$ as a function of temperature in Fig. 2(b). Again, the low-temperature behavior is quite flat, indicating a full-gap superconducting state. We note that by using the gap Δ_{\min} obtained above we are unable to reproduce satisfactory the whole temperature dependence of n_s [see the dashed lines in Fig. 2(b)], while a better fit may be obtained by using a larger value of

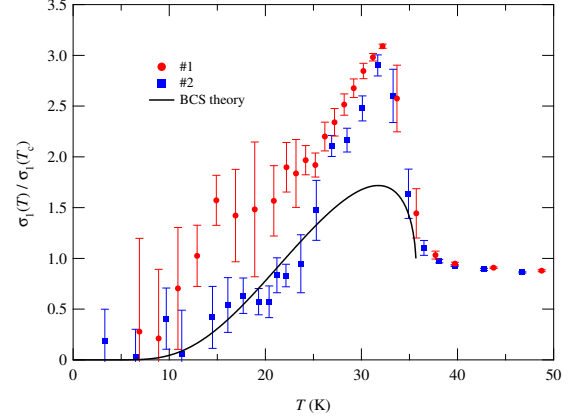


FIG. 3: (color online). Temperature dependence of quasiparticle conductivity σ_1 normalized by its T_c value at 28 GHz for two crystals. The solid line is a BCS calculation [33] of $\sigma_1(T)/\sigma_1(T_c)$ with $\tau = 1.2 \times 10^{-13}$ s, which is estimated from $\rho(T_c) = 77 \mu\Omega\text{cm}$ and $\lambda_{ab}(0) = 275$ nm.

$\Delta = 1.76 k_B T_c$, the BCS value. Since Fe oxypnictides have the multi-band electronic structure [32], we also try to fit the whole temperature dependence with a simple two-gap model $n_s(T) = x n_{s1}(T) + (1 - x) n_{s2}(T)$: The band 1 (2) has the superfluid density n_{s1} (n_{s2}) which is determined by the gap Δ_1 (Δ_2), and x defines the relative weight of each band to n_s . This simple model was successfully used for the two-gap s -wave superconductor MgB_2 [21]. Here we fix $\Delta_1 = \Delta_{\min}$ obtained from the low-temperature fit in Fig. 2(a), and excellent results of the fit are obtained for $\Delta_2/k_B T_c = 2.0$ and $x = 0.6$ [see Fig. 2(b)]. These exercises suggest that the difference in the gap value of each band in this system is less substantial than the case of MgB_2 .

Next let us discuss the quasiparticle conductivity $\sigma_1(T)$, which is extracted from $Z_s(T)$ through Eq. (1). The results for samples #1 and #2 are demonstrated in Fig. 3. Although at low temperatures we have appreciable errors, it is unmistakable that $\sigma_1(T)$ shows a large enhancement just below T_c . This enhancement is considerably larger than the coherence peak expected in the BCS superconductors [33], and it is rather natural to attribute this behavior to an enhancement of quasiparticle scattering time τ reminiscent of that in the cuprate and heavy-Fermion superconductors [22, 34] having strong electron correlations. The competition between the increase in τ and the decrease in $n - n_s$ gives the broad peak in $\sigma_1(T)$ below T_c even when the BCS coherence peak is absent [35]. So the present results imply that there is strong inelastic electronic scattering in the normal state that is gapped in the superconducting state, providing a large reduction in $1/\tau$ (or enhancement of τ). Such a strong electron correlation is consistent with the T^2 behavior in the normal state $\rho_1(T)$ in Fig. 1, and may invoke unconventional pairing mechanisms other than the

conventional phonon-mediated pairing.

Various theories have been proposed for the pairing symmetry in the doped Fe-based oxypnictides [36, 37, 38, 39, 40, 41, 42, 43]. Among them, theories based on antiferromagnetic spin fluctuations [36, 37] predict fully gapped superconductivity although there is a sign reversal of the order parameter between different Fermi surface sheets. As confirmed by recent ARPES measurements [32], doped Fe-based oxypnictides has hole pockets in the Brillouin zone center and electron pockets in the zone edges. It has been suggested that the nesting vector between these pockets is important, which favors extended s -wave order parameter having opposite signs between hole and electron pockets. Since no node in both gaps in these two bands appears in the calculation [37], our penetration depth result of full gap is in good correspondence. In addition, such a sign change would suppress the coherence peak in $\sigma_1(T)$ and in the NMR relaxation rate. We note that other theories [40, 41, 42] are also consistent with the fully gapped superconductivity.

In summary, we provide strong evidence for the absence of nodes in the superconducting gap from microwave penetration depth measurements in non-magnetic PrFeAsO_{1-y} single crystal with a sharp transition at $T_c \approx 35$ K. The flat dependence of $\lambda_{ab}(T)$ and $n_s(T)$ at low temperatures demonstrates that the finite superconducting gap larger than $\sim 1.6k_B T_c$ opens up all over the Fermi surface. The microwave conductivity exhibits an enhancement suggesting that the electronic scattering in the normal state is suppressed by the gap formation below T_c . The present results impose an important constraint on the order parameter symmetry, namely the newly discovered Fe-based high- T_c superconductors are fully gapped in contrast to the high- T_c cuprate superconductors.

We thank S. Fujimoto, H. Ikeda, K. Ishida, and H. Kontani for fruitful discussion, and M. Azuma, S. Kasahara, K. Kodama, T. Saito, Y. Shimakawa, T. Terashima, M. Yamashita, and K. Yoshimura for technical assistance. This work was supported by KAKENHI from JSPS, by Grant-in-Aid for the global COE program “The Next Generation of Physics, Spun from Universality and Emergence” and by Grant-in-Aid for Specially Promoted Research (No. 17001001) from MEXT, Japan.

After submission, MHz penetration depth measurements have been reported in $\text{SmFeAsO}_{1-x}\text{F}_y$ [44] and $\text{NdFeAsO}_{0.9}\text{F}_{0.1}$ [45], which support our conclusion of a full-gap superconducting state in Fe-oxypnictides.

-
- [1] Y. Kamihara, T. Watanabe, M. Hirano, and H. Hosono, *J. Am. Chem. Soc.* **130**, 3296 (2008).
 - [2] H. Takahashi *et al.*, *Nature(London)* **453**, 376 (2008).
 - [3] G. F. Chen *et al.*, *Phys. Rev. Lett.* **100**, 247002 (2008).
 - [4] Z.-A. Ren *et al.*, *Mater. Res. Innov.* **12**, 106, (2008).

- [5] Z.-A. Ren *et al.*, *Europhys. Lett.* **82**, 57002 (2008).
- [6] H. Kito, H. Eisaki, and A. Iyo, *J. Phys. Soc. Jpn.* **77**, 063707 (2008).
- [7] X. H. Chen *et al.*, *Nature(London)* **453**, 761 (2008).
- [8] J. Yang *et al.*, *Supercond. Sci. Technol.* **21**, 082001 (2008).
- [9] C. Wang *et al.*, arXiv:0804.4290 (unpublished).
- [10] H.-J. Grafe *et al.*, *Phys. Rev. Lett.* **101**, 047003 (2008).
- [11] K. Matano *et al.*, *Europhys. Lett.* **83** 57001 (2008).
- [12] G. Mu *et al.*, *Chin. Phys. Lett.* **25**, 2221 (2008).
- [13] Y. Nakai, K. Ishida, Y. Kamihira, M. Hirano, and H. Hosono, *J. Phys. Soc. Jpn.* **77**, 073701 (2008).
- [14] H. Mukuda *et al.*, *J. Phys. Soc. Jpn.* **77**, 093704 (2008).
- [15] C. Ren *et al.*, arXiv:0804.1726 (unpublished).
- [16] H. Luetkens *et al.*, *Phys. Rev. Lett.* **101**, 097009 (2008).
- [17] L. Shan *et al.*, *Europhys. Lett.* **83** 57004 (2008).
- [18] Y. Wang *et al.*, arXiv:0806.1986 (unpublished).
- [19] T. Y. Chen, Z. Tesanovic, R. H. Liu, X. H. Chen, and C. L. Chien, *Nature(London)* **453**, 1224 (2008).
- [20] J. R. Cooper, *Phys. Rev. B* **54**, R3753 (1996).
- [21] See, for example, R. Prozorov and R. W. Giannetta, *Supercond. Sci. Technol.* **19**, R41 (2006), and references therein.
- [22] D. A. Bonn *et al.*, *Phys. Rev. B* **47**, 11314 (1993).
- [23] Z.-A. Ren *et al.*, *Europhys. Lett.* **83** 17002 (2008).
- [24] J. Zhao *et al.*, arXiv:0806.2528 (unpublished).
- [25] T. Shibauchi *et al.*, *Phys. Rev. Lett.* **72**, 2263 (1994).
- [26] Y. Shimono *et al.*, *Phys. Rev. Lett.* **98**, 257004 (2007).
- [27] R. Okazaki *et al.* (unpublished).
- [28] J. J. Hamlin, R. E. Baumbach, D. A. Zocco, T. A. Sayles, and M. B. Maple, arXiv:0806.1265 (unpublished).
- [29] R. H. Liu *et al.*, *Phys. Rev. Lett.* **101**, 087001 (2008).
- [30] W. N. Hardy, D. A. Bonn, D. C. Morgan, R. Liang, and K. Zhang, *Phys. Rev. Lett.* **70**, 3999 (1993).
- [31] J. Halbritter, *Z. Physik* **243**, 201 (1971).
- [32] C. Liu *et al.*, arXiv:0806.2147 (unpublished).
- [33] W. Zimmermann, E. H. Brandt, M. Bauer, E. Seider, and L. Genzel, *Physica C* **183**, 99 (1991).
- [34] R. J. Ormeno, A. Sibley, C. E. Gough, S. Sebastian, and I. R. Fisher, *Phys. Rev. Lett.* **88**, 047005 (2002).
- [35] Near T_c superconducting fluctuations can enhance both σ_1 and $\sigma_2(\propto 1/\lambda^2)$ [see, e.g., S. M. Anlage, J. Mao, J. C. Booth, D. H. Wu, and J. L. Peng, *Phys. Rev. B* **53**, 2792 (1996)]. Since $\lambda^{-2}(T)$ shows an enhancement only in a region of $\sim \pm 0.06T_c$ [see Fig. 2(b)], the broad enhancement in σ_1 below T_c in a much wider temperature range is not originated mainly from the effect of fluctuations.
- [36] I. I. Mazin, D. J. Singh, M. D. Johannes, and M. H. Du, *Phys. Rev. Lett.* **101**, 057003 (2008).
- [37] K. Kuroki *et al.*, *Phys. Rev. Lett.* **101**, 087004 (2008).
- [38] P. A. Lee, and X.-G. Wen, arXiv:0804.1739 (unpublished).
- [39] Q. Si, and E. Abrahams, *Phys. Rev. Lett.* **101**, 076401 (2008).
- [40] V. Cvetkovic, and Z. Tesanovic, arXiv:0804.4678 (unpublished).
- [41] T. D. Stanescu, V. Galitski, and S. Das Sarma, arXiv:0805.2150 (unpublished).
- [42] K. Seo, B. A. Bernevig, and J. Hu, arXiv:0805.2958 (unpublished).
- [43] F. Wang, H. Zhai, Y. Ran, A. Vishwanath, and D.-H. Lee, arXiv:0805.3343 (unpublished).
- [44] L. Malone *et al.*, arXiv:0806.3908 (unpublished).
- [45] C. Martin *et al.*, arXiv:0807.0876 (unpublished).