

Theory of defects in one-dimensional systems: the case of Al in Si nanowires

Riccardo Rurali and Xavier Cartoixà*

Departament d'Enginyeria Electrònica,

Universitat Autònoma de Barcelona, 08193 Bellaterra, Barcelona, Spain

(Dated: October 29, 2018)

Abstract

The energetic cost of creating a defect within a host material is given by the *formation energy*. Here we present a formulation allowing the calculation of formation energies in one-dimensional nanostructures, which overcomes the difficulties involved in defining the chemical potential of the constituent species and the possible passivation of the surface. We also develop a formula for the Madelung correction for general dielectric tensors and computational cell shapes. We apply this formalism to the formation energies of charged Al impurities in silicon nanowires, obtaining concentrations significantly larger than in their bulk counterparts.

PACS numbers: 68.35.Dv,73.20.Hb,61.46.Km

The study of the energetics of the formation of defects is a very well-developed topic in bulk semiconductor physics [1, 2, 10, 11], but it is considerably less mature in nanostructures. A sensible definition of the chemical potential, the possible presence of passivating agents on the surface and a proper treatment of the defect charge state are some of the issues that prevent the extension of the standard theory from being straightforward. The formation energy of a defect [3] is a quantity of paramount technological importance; it determines the structural configuration and the charge state that a given set of impurities will favor, and it is used in the computation of impurity equilibrium concentrations [3, 4, 5], solubilities [6, 7], diffusivities [2, 8], dopant compensation mechanisms [9], etc. In addition, the calculation of the formation energy is required whenever a comparison between configurations with different number of atoms/chemical species is wanted.

In bulk host materials, formation energies are calculated according to the well-established theory due to Zhang and Northrup [3], where they are formulated in terms of the chemical potentials of the constituent species and the total energy of the system with the impurities. On the other hand, for one-dimensional (1D) semiconductor systems, the nonequivalence of the different constituent atoms in, say, a silicon nanowire (SiNW), in addition to surface passivation issues, render the straightforward application of the Zhang-Northrup formalism troublesome. In particular, the definition of the chemical potential of the atomic species involved is ill-defined. This difficulty is considerably lessened in the study of nanotubes, where each atom is equivalent to the others. This has allowed initial calculations of defect formation energies in C and BN nanotubes [12, 13], but analogous calculations for semiconductor nanowires have been missing so far. Additionally, the most stable configuration of a defect in a semiconductor may have a charge state different from zero, depending on the doping condition of the material. In a periodic boundary condition (PBC) formalism, a finite net charge in the simulation cell would give rise to a divergent Coulomb energy because of the interaction with its periodic images. While the correct procedure for the removal of this contribution to the total energy is still a matter of debate, recent reports indicate that the uniform background charge [14, 15] and the local-moment counter charge [16] yield similar results [17] for bulk materials. However, a treatment for charged defects in one-dimensional systems is lacking so far.

In this Letter we propose a framework for the calculation of formation energies of neutral and charged point defects in 1D systems. As a case study we discuss the formation of Al point

defects, which can provide p -doping and can be found as contaminant from Al-catalyzed growth process [23], thus conveying a considerable technological interest. Specifically, we will deal with substitutional and interstitial defects at different radial positions in $\langle 110 \rangle$ and $\langle 111 \rangle$ SiNWs of 1.0 and 1.5 nm diameter, identifying whether there is a tendency to surface segregation and their most stable charge state for different doping conditions.

Formation energy in bulk – According to the well-established theory due to Zhang and Northrup [3], the formation energy of a charged defect in a semiconductor ΔE^f is given by

$$\Delta E^f = E_{tot}^D - E_{tot}^{pure} - \sum n_i \mu_i + q(\varepsilon_v + \mu_e), \quad (1)$$

where E_{tot}^D (E_{tot}^{pure}) is the total energy of the defective (clean) system, n_i is positive (negative) for atoms added to (removed from) the clean system, μ_i is the chemical potential of the reservoir supplying the impurities, ε_v is the top of the valence band of the clean host and μ_e is the chemical potential for electrons.

Chemical potential – Extending the use of this formalism to one-dimensional nanostructures involves some subtleties related to the definitions of the chemical potential, especially in the case of vacancies, substitutionals and self-interstitials. When a vacancy is formed in bulk, the removed atom is implicitly assumed to be added to the crystal; thus the use of the bulk chemical potential is justified. For a NW, the displaced atom can be added to multiple nonequivalent positions, as opposed to bulk, where all lattice sites are equivalent. This induces an ambiguity with respect to the choice of the chemical potential, but even if somehow a preferred site for the displaced atom were selected, the calculation of its contribution to the total energy would be ill-defined from a computational point of view. In addition, if the NW is passivated, it is not clear how many passivating atoms or fraction thereof should be assigned to the displaced atom. Clearly, any attempt to use Eq. (1) directly will not be able to deal with the possibility that the NWs may be surface passivated.

We can circumvent these issues by considering the formation of n_{Si}^{PC} defects instead of a single defect (see Fig. 1), where n_{Si}^{PC} is the number of silicon atoms in a NW primitive cell—for the sake of simplicity we will refer to Si atoms, meaning any host material. These displaced atoms are then added at the end of the NW to form an extra primitive cell with the needed passivating agents. We notice that this is equivalent to defining a chemical potential of the wire primitive cell.

With the above or analogous constructions, it is easy to see that a general expression for

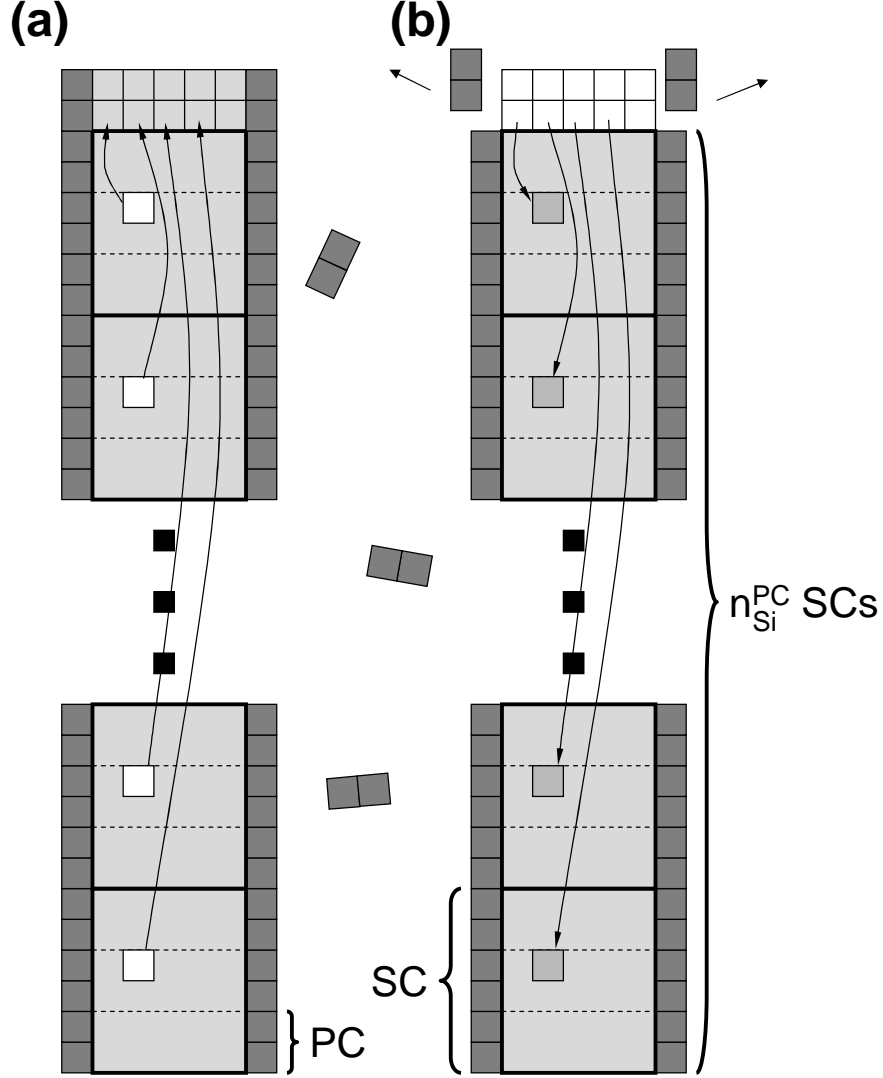


FIG. 1: Construction for dealing with defects in 1D semiconductor structures. (a) Vacancies and substitutionals: we create as many defects as necessary for adding an extra primitive cell to the wire. (b) Self-interstitials: we create as many defects as necessary for removing a primitive cell from the wire.

the formation energy of a given type of defect will be

$$\Delta E^f = E_{tot}^D - NE_{NW}^{PC} - \sum n_X \mu_X - \frac{n_{Si}}{n_{Si}^{PC}} (E_{NW}^{PC} - n_H^{PC} \mu_H) + q(\varepsilon_v + \mu_e), \quad (2)$$

where N is the number of primitive cells used in the clean system calculation, E_{NW}^{PC} is the energy of the NW clean primitive cell, satisfying $E_{tot}^{pure} = NE_{NW}^{PC}$, n_X is the number of non-host atoms of species X added to the clean system, μ_X is their chemical potential, n_{Si} is

the number of Si atoms involved in the defect formation (e.g. +1 for a self-interstitial), n_H^{PC} is the number of passivating atoms in a NW primitive cell (taken to be hydrogens) and μ_H is the corresponding chemical potential. All quantities appearing in Eq. (2) are now well defined and easily extracted from a total energy calculation. Note as well that, in the bulk limit, $n_{Si}^{PC} \rightarrow \infty$ and Eq. (1) is recovered.

Charged defects – The study of charged defects in one-dimensional nanostructures in a PBC formalism must overcome various particularities not present in the bulk case, all arising from the fact that a dielectric *tensor* $\bar{\epsilon}$ will be needed for the correct description of the interaction between the different instances of the charged defect.

The usual procedure for dealing with these effects in bulk materials consists in using a neutralizing jellium background to recover the charge neutrality condition, and then correct *a posteriori* for the spurious terms arising in the total energy by means of a Madelung correction [18] divided by the value of the (isotropic) macroscopic dielectric constant of the host material [15].

In the case of a NW, the numeric value of the Madelung constant will depend on the relation between the lattice parameters and the chosen $\bar{\epsilon}$, and thus it cannot be looked up in tables. Starting from the solution to the Poisson equation within a homogeneous, anisotropic medium [19], and following analogously to the standard procedure [18], one can easily obtain the following expression for the Madelung constant in the general case

$$\alpha = \sum_{\mathbf{R}_i} \frac{1}{\sqrt{\det \epsilon}} \frac{\text{erfc}(\gamma \sqrt{\mathbf{R}_i \cdot \epsilon^{-1} \cdot \mathbf{R}_i})}{\sqrt{\mathbf{R}_i \cdot \epsilon^{-1} \cdot \mathbf{R}_i}} + \sum_{\mathbf{G}_i} \frac{4\pi \exp(\mathbf{G}_i \cdot \epsilon \cdot \mathbf{G}_i / 4\gamma^2)}{V_c \mathbf{G}_i \cdot \epsilon \cdot \mathbf{G}_i} - \frac{2\gamma}{\sqrt{\pi \det \epsilon}} - \frac{\pi}{V_c \gamma^2}, \quad (3)$$

where the sum over \mathbf{R}_i (\mathbf{G}_i) extends over all vectors of the direct (reciprocal) lattice except for zero, γ is a suitably chosen convergence factor and V_c is the volume of the primitive cell. This approach, besides dealing with generic dielectric tensors, allows us also to easily tackle non-conventional cell shapes. This is a very common situation in 1D systems, where the axial lattice parameter obeys the periodicity of the crystal structure, while the transverse dimensions are normally much larger. This allows a proper buffer vacuum to avoid spurious interactions with the image neighboring system [20]. Concerning the choice of the dielectric tensor $\bar{\epsilon}$, one would be tempted to use, for example, the modified Penn model [21] in order to obtain an approximation to the value of the dielectric constant for directions perpendicular to

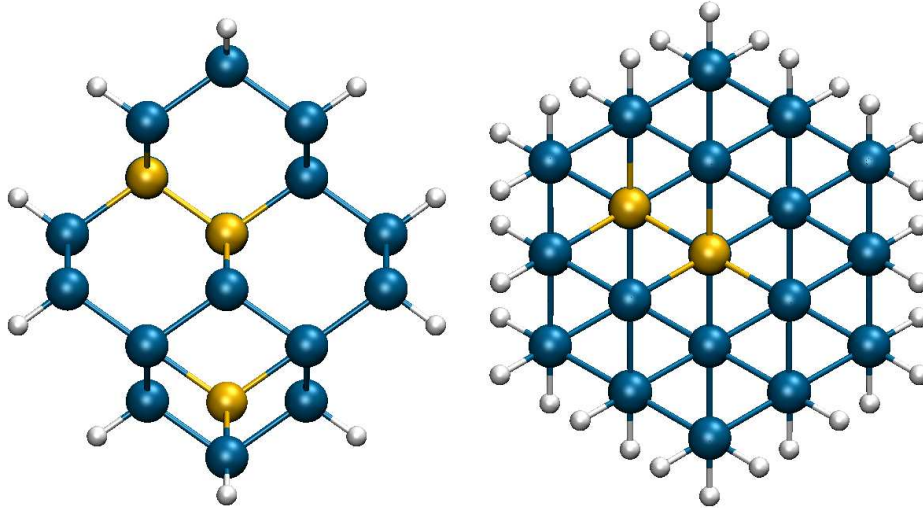


FIG. 2: Cross section view of the 1.0 nm $\langle 110 \rangle$ (left) and $\langle 111 \rangle$ SiNWs (right) studied. The substitutional and interstitial Al defects considered are shown in light orange spheres (blue and white spheres representing Si and H atoms, respectively). Notice that that the tetragonal interstitial is not visible in the $\langle 111 \rangle$ SiNWs because it lies along the wire axis and it is covered by host atoms and by the innermost substitutional Al defect.

the growth axis. This would be indeed the correct approach if we were to study the physics of excitons in the NW. However, it must be kept in mind that in the case at hand two images corresponding to different instances of the NW will interact mainly through vacuum if enough buffer space is left. Thus, we will take the dielectric tensor to be $\text{diag}(1, 1, \epsilon_r)$, where ϵ_r is the bulk dielectric constant of the constituent material of the NW.

Al defects in $\langle 110 \rangle$ and $\langle 111 \rangle$ SiNWs – We apply the formalism described above to the study of Al point defects in 1 nm and 1.5 nm SiNWs grown along the $\langle 110 \rangle$ and $\langle 111 \rangle$ axes. Two reasons make Al impurities a very interesting case study: (i) group-III elements can be efficient *p*-type dopants for silicon, and the use of Al for doping in nanowires has indeed been proposed [22]; (ii) Al has proven to be a feasible alternative to Au as a catalyst for the epitaxial growth of SiNWs [23], having the considerable advantage of not introducing undesired mid-gap states that can act as traps, and requiring lower growth temperatures. We calculate the total energy within density-functional theory, as implemented in the SIESTA

package [24], using norm-conserving pseudopotentials, an optimized double- ζ basis set [25] and the spin-polarized version of the generalized gradient approximation (GGA) [26] for the exchange-correlation energy. The supercell size was chosen to guarantee a separation of $\sim 23.7 \text{ \AA}$ ($\sim 28.3 \text{ \AA}$) between the impurity and its periodic image along the $\langle 110 \rangle$ ($\langle 111 \rangle$) axis, while the transverse dimensions were held at 50 \AA . The atomic positions were relaxed until the forces on all the atoms were lower than 0.02 eV/\AA and the axial lattice parameter was optimized for the pristine wire for each growth orientation [27]. If an Al nanoparticle is used to catalyze the growth reaction, the nanoparticle will be the main source of Al contaminants in the SiNW. Therefore, we define the Al chemical potential with respect to an Al particle of approximately the same diameter of the wire.

At first we have considered Al substitutional impurities, Al_{Si} , at two different radial coordinates, and the tetragonal interstitial, Al_i^T , in 1 nm $\langle 110 \rangle$ and $\langle 111 \rangle$ SiNWs (see Fig. 2). As expected, Al is a single acceptor, with substitution at a host lattice site being largely favored over the interstitial position (see Fig. 3). Despite the thin diameter of the wire, the formation energy of the Al_{Si} is hardly sensitive to the change in the radial coordinate of the lattice site; the only noticeable change is a slight lowering of the $0/-$ occupation level of the $\langle 110 \rangle$ wire when the Al substitutes moves outwards (dashed line in Fig. 3). We have not observed any marked tendency to surface segregation, with the only exception of n -doped $\langle 110 \rangle$ wires, where the center Al_{Si} releases 0.15 eV when moving to more external position. It should be noted, however, that Fernández-Serra *et al.* showed that the segregation energies rapidly increase in presence of surface defects [28], a situation not considered here. The most important fact, however, is that the formation energy of the Al_{Si} is negative for n -type doping condition, meaning that Al is more stable as a point defect in the wire rather than in the catalyst nanoparticle. Hence, n -type doping in presence of an Al catalyst might be impractical, as it results in easy Al incorporation in the wire, leading to uncontrolled compensation. A role is certainly played by the reduced value of the Al chemical potential μ_{Al} in the nanoparticle with respect to bulk α -Al (see Eq. 2). From the behavior of the formation energy *vs.* the Fermi level, we can infer that choosing properly the substrate doping allows the control of the wire dopant concentration. Straightforward application of the Zhang-Northrup formalism, using bulk derived chemical potentials, results in an underestimation of the formation energies of $\sim 0.1 \text{ eV}$.

In an attempt to address the formation energy *vs.* the wire diameter, we have studied

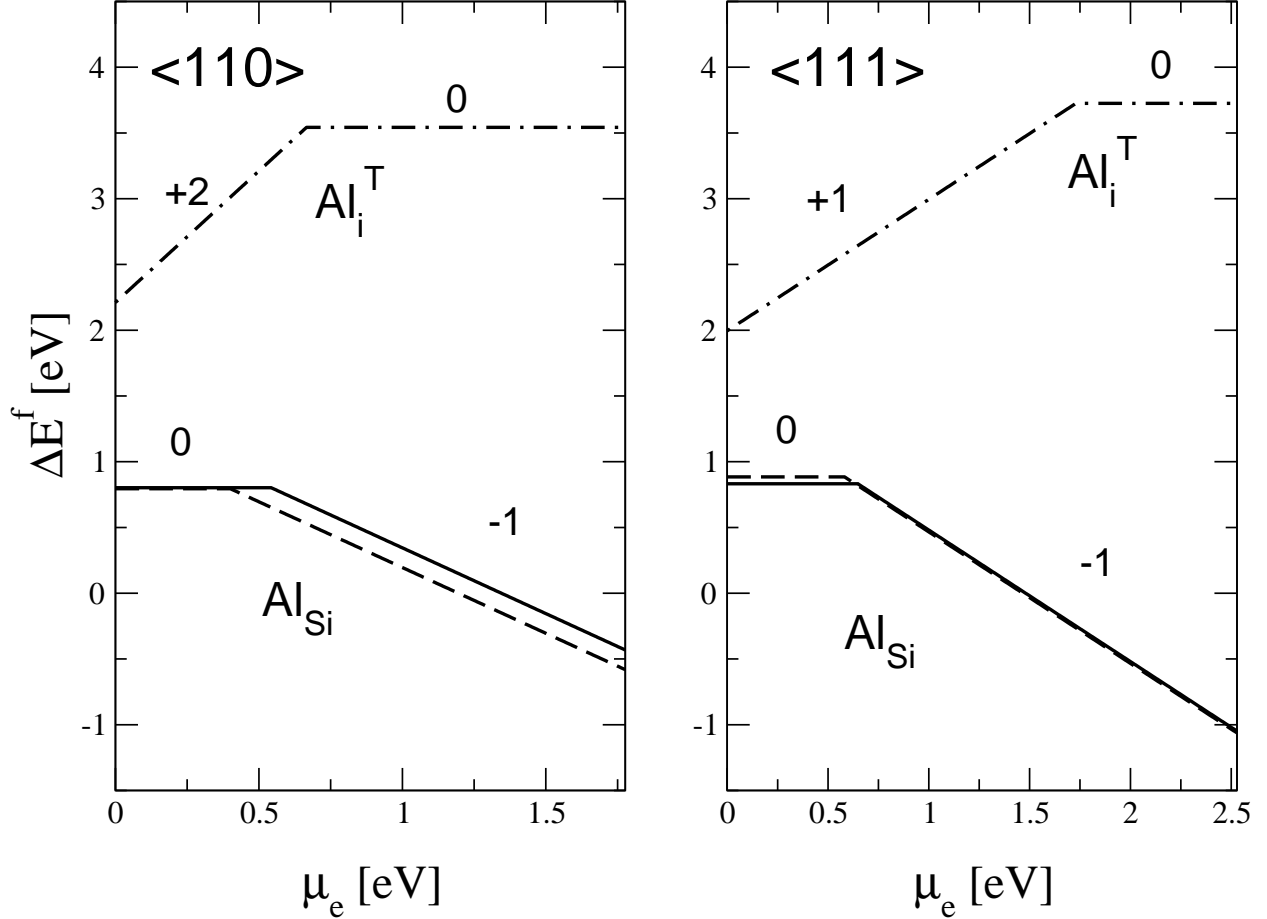


FIG. 3: Formation energy of Al substitutional (Al_{Si}) and Al tetragonal interstitial (Al_i^T) in $\langle 110 \rangle$ and $\langle 111 \rangle$ 1.0 nm SiNWs. Substitutional defects have been studied at two different radial coordinates: at the center of the wire (continuous line) and at an equidistant position from the center and the surface of the wire (dashed line).

the Al_{Si} in 1.5 nm SiNWs, restricting ourselves to substitution at the innermost lattice site. However, we have found that at such small diameters the dependence is highly non-trivial, and a clear trend can hardly be established (see Fig. 4). On the one hand the formation energy of the neutral defect varies as μ_{Al} of the nanoparticle approaches the bulk value; on the other hand, the energy at which the Al_{Si}^- becomes dominant changes due to the quantum confinement effect.

The impurity concentration N_i is related to the formation energy E_f through $N_i = N_s \exp(-E_f/k_B T)$, where N_s is the concentration of available sites. We estimate, for $T = 490^\circ\text{C}$, an n -type doped Si substrate, and $E_f = 0.45$ eV as obtained from Fig. 4, that the

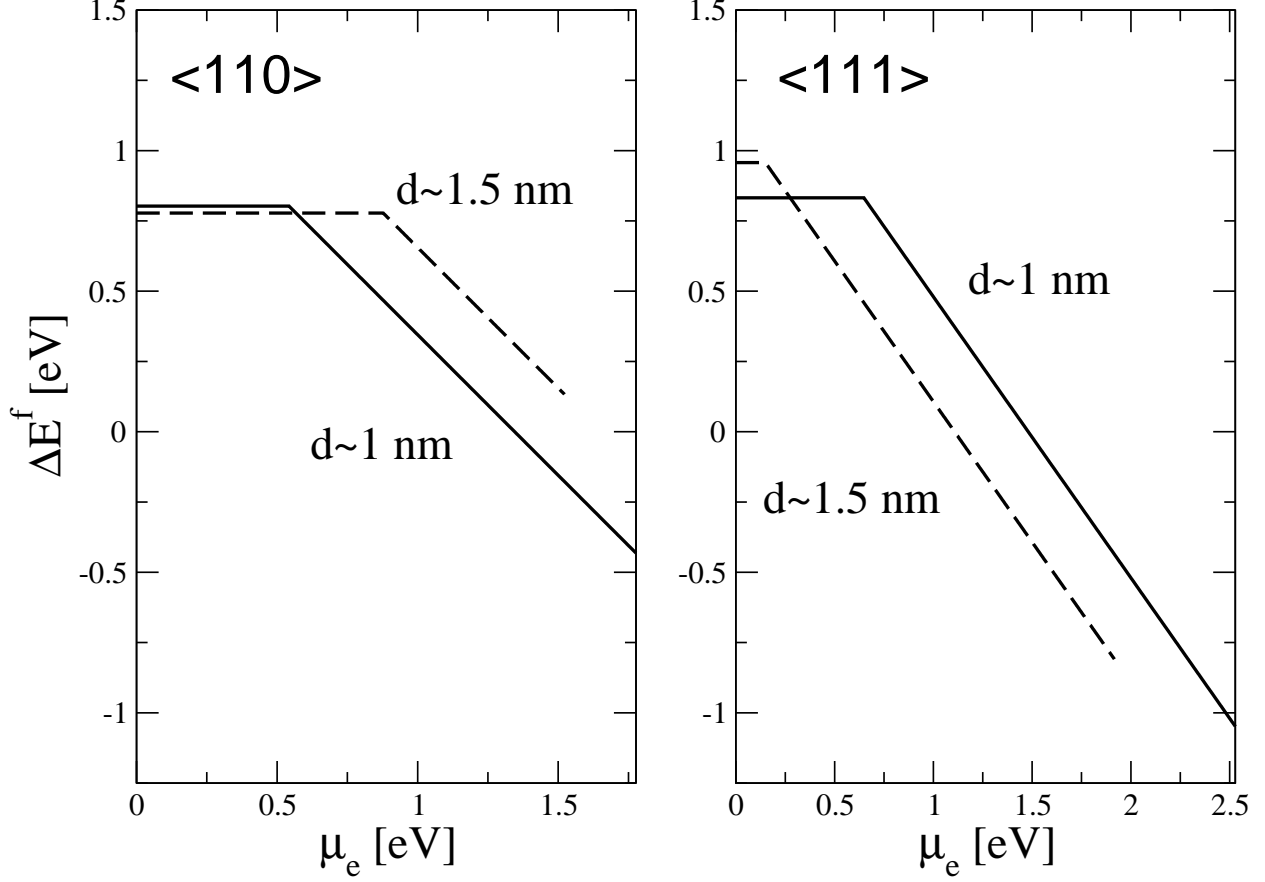


FIG. 4: Formation energy of Al substitutional (Al_{Si}) point defect in $\langle 110 \rangle$ and $\langle 111 \rangle$ SiNWs with a diameter of 1.0 and 1.5 nm. The Al_{Si} is at the center of the wire (continuous line in Fig. 3). The electron chemical potential μ_e spans the NW band-gap, which is larger for the thinner wires.

Al concentration for a 1.5 nm $\langle 111 \rangle$ SiNW is $5.33 \times 10^{19} \text{ cm}^{-3}$. This is in agreement with the strong Al p -doping of the SiNWs reported by Wang *et al.* [23]. Unfortunately, they can only provide a rather loose upper bound on the Al concentration, 10%, due to the limited sensitivity of their experimental setup. We notice that such a concentration alone cannot explain the observed tapering of the wires based on a catalyst nanoparticle consumption mechanism. Hence, either uncatalyzed deposition of Si on the side of the wires [23] or catalyst metal outdiffusion [29, 30] must be invoked.

Nevertheless, we expect SiNWs to be able to sustain larger Al concentrations than their bulk counterparts. Let us consider the vapor-solid-solid growth of p -type layers on top of bulk Si. If the substrate is n -doped, Al is easily incorporated in the beginning of the growth process. However, as the impurity concentration increases, a space charge zone will develop,

bringing the Fermi level closer to the valence band, and the formation energy of Al point defects will become larger. In these conditions we predict an Al concentration of $2.3 \times 10^{17} \text{ cm}^{-3}$. In the case of SiNWs this compensation mechanism is not expected to be as efficient as in thin film growth, because the Al impurities incorporated in the reduced NW volume will not significantly move the Fermi level of the whole system, allowing larger Al incorporation.

In summary, we have presented a generalized formalism that allows to calculate the formation energy of a defect in one-dimensional semiconductor systems. We avoid using bulk derived quantities and we introduce the unambiguously defined chemical potential of the nanowire primitive cell. The Madelung correction is extended to the case of arbitrary cell shape and dielectric tensor. We apply this formalism to the study of acceptors in silicon nanowires grown catalytically, focusing on the stable Al substitutional defects. The relatively low formation energy for *p*-doping conditions further decreases as the Fermi energy moves upwards and it finally becomes negative, thus leading to indiscriminate incorporation of Al from the catalyst nanoparticle in absence of compensation mechanisms. We have calculated the Al concentration for silicon nanowires grown with the vapor-solid-solid mechanism, predicting an Al solubility at least one order of magnitude larger than in bulk.

XC and RR acknowledge financial support from Spain's Ministry of Education and Science Ramón y Cajal program and funding under Contract No. TEC2006-13731-C02-01.

* Electronic address: Xavier.Cartoixa@uab.cat

- [1] S. T. Pantelides, Rev. Mod. Phys. **50**, 797 (1978).
- [2] P. M. Fahey, P. B. Griffin, and J. D. Plummer, Rev. Mod. Phys. **61**, 289 (1989).
- [3] S. B. Zhang and J. E. Northrup, Phys. Rev. Lett. **67**, 2339 (1991).
- [4] J. E. Northrup and S. B. Zhang, Phys. Rev. B **47**, 6791 (1993).
- [5] C. G. Van de Walle, Phys. Rev. B **49**, 4579 (1994).
- [6] C. G. Van de Walle, D. B. Laks, G. F. Neumark, and S. T. Pantelides, Phys. Rev. B **47**, 9425 (1993).
- [7] X. Luo, S. B. Zhang, and S.-H. Wei, Phys. Rev. B **70**, 033308 (2004).
- [8] R. Stumpf and M. Scheffler, Phys. Rev. Lett. **72**, 254 (1994).
- [9] D. B. Laks, C. G. Van de Walle, G. F. Neumark, P. E. Blöchl, and S. T. Pantelides, Phys.

- Rev. B **45**, 10965 (1992).
- [10] E. G. Seebauer and M. C. Kratzer, Mater. Sci. Eng. R **55**, 57 (2006).
- [11] M. Cardona, in *Topics in Applied Physics*, edited by D. A. Drabold and S. K. Estreicher (Springer Verlag, Berlin (Germany), 2007), vol. 104.
- [12] R. J. Baierle, S. B. Fagan, R. Mota, A. J. R. da Silva, and A. Fazzio, Phys. Rev. B **64**, 085413 (2001).
- [13] T. M. S. P Piquini, R J Baierle and A. Fazzio, Nanotechnology **16**, 827 (2005).
- [14] M. Leslie and N. J. Gillan, J. Phys. C: Solid State Phys. **18**, 973 (1985).
- [15] G. Makov and M. C. Payne, Phys. Rev. B **51**, 4014 (1995).
- [16] P. A. Schultz, Phys. Rev. Lett. **84**, 1942 (2000).
- [17] A. F. Wright and N. A. Modine, Phys. Rev. B **74**, 235209 (2006).
- [18] J. M. Ziman, *Principles of the Theory of Solids* (Cambridge University Press, Cambridge, UK, 1972), 2nd ed.
- [19] G. Fischerauer, IEEE Trans. Ultrason., Ferroelect., Freq. Contr. **44**, 1179 (1997).
- [20] We note that changing the aspect ratio of the simulation cell, the Madelung correction can even change sign. Hence, at a certain aspect ratio the correction is not needed. This is only an apparent advantage, because the Madelung correction has to be calculated anyway previously to find out which this aspect ratio is.
- [21] R. Tsu, D. Babić, and L. Ioriatti, Jr., J. Appl. Phys. **82**, 1327 (1997).
- [22] E. Durgun, N. Akman, C. Ataca, and S. Ciraci, Phys. Rev. B **76**, 245323 (2007).
- [23] Y. Wang, V. Schmidt, S. Senz, and U. Gösele, Nat. Nanotechnol. **1**, 186 (2006).
- [24] J. M. Soler, E. Artacho, J. D. Gale, A. García, J. Junquera, P. Ordejón, and D. Sánchez-Portal, J. Phys.: Condens. Matter **14**, 2745 (2002).
- [25] E. Anglada, J. M. Soler, J. Junquera, and E. Artacho, Phys. Rev. B **66**, 205101 (2002).
- [26] J. P. Perdew, K. Burke, and M. Ernzerhof, Phys. Rev. Lett. **77**, 3865 (1996).
- [27] T. Vo, A. J. Williamson, and G. Galli, Phys. Rev. B **74**, 045116 (2006).
- [28] M. V. Fernández-Serra, C. Adessi, and X. Blase, Phys. Rev. Lett. **96**, 166805 (2006).
- [29] J. B. Hannon, S. Kodambaka, F. M. Ross, and R. M. Tromp, Nature **440**, 69 (2006).
- [30] S. Kodambaka, J. Tersoff, M. C. Reuter, and F. M. Ross, Phys. Rev. Lett. **96**, 096105 (2006).