

Magnetization Relaxation and Collective Vortex Pinning in Fe-Based Superconductor $\text{SmFeAsO}_{0.9}\text{F}_{0.1}$

Huan Yang, Cong Ren, Lei Shan, and Hai-Hu Wen*

National Laboratory for Superconductivity, Institute of Physics and Beijing National Laboratory for Condensed Matter Physics, Chinese Academy of Sciences, P. O. Box 603, Beijing 100190, People's Republic of China

By measuring the dynamic and traditional magnetization relaxations we investigate the vortex dynamics of the newly discovered superconductor $\text{SmFeAsO}_{0.9}\text{F}_{0.1}$ with $T_c = 55$ K. It is found that the relaxation rate is rather large reflecting a small characteristic pinning energy. Moreover it shows a weak temperature dependence in wide temperature region, which resembles the behavior of the cuprate superconductors. Combining with the resistive data under different magnetic fields, a vortex phase diagram is obtained. Our results strongly suggest that the model of collective vortex pinning applies to this new superconductor very well.

PACS numbers: 74.25.Ha, 74.25.Qt, 74.70.Dd

Beginning from $\text{La}[\text{O}_{1-x}\text{F}_x]\text{FeAs}$ with the critical temperature $T_c = 26$ K [1], the recently discovered iron based layered superconductors exploit a new area of research on superconductivity. This family of new superconductors $\text{ReO}_{1-x}\text{F}_x\text{FeAs}$ exhibit quite high critical temperatures: 43 K for $\text{Re}=\text{Sm}$ [2], 41 K for $\text{Re}=\text{Ce}$ [3], 36 K for $\text{Re}=\text{Gd}$ [4], as well as 25 K in hole doped $\text{La}_{1-x}\text{Sr}_x\text{OFeAs}$ [5]. By using high pressure synthesis method, the samples with higher T_c were obtained, e.g., 52 K for $\text{Re}=\text{Nd}$, Pr [6, 7], 55 K for $\text{Re}=\text{Sm}$ [8], and similar T_c was obtained for samples even without F-doping but with oxygen deficiency [9]. At the mean time, many experimental and theoretical works on the physical properties were fulfilled. High field measurements reveal that the iron based superconductors seem to have quite high upper critical fields, [10, 11, 12] which indicates encouraging potential applications. It has been shown that these new superconductors exhibit multiband feature [10, 13, 14] as well as the unconventional pairing symmetry [14, 15, 16]. Moreover the new system has a layered structure with the conducting Fe_2As_2 layers being responsible for the superconductivity, and the Re_2O_2 layers behave as the charge reservoirs, all these look very similar to the case of cuprates. Due to the high anisotropy, short coherence length and high operation temperature, the vortex motion and fluctuation are quite strong in the cuprates, leading to a small characteristic pinning energy and the single vortex or vortex bundles are pinned collectively by many small pinning centers. [17] Therefore it is curious to know whether the vortex properties and phase diagram of the two kinds of layered materials are similar to each other or not. The magnetization relaxation has been proved to be a very effective tool to investigate the vortex dynamics. [18, 19] In this Letter, we report the detailed study on the vortex dynamics by measuring the dynamic and traditional magnetization relaxations, as wells as resistivity of $\text{SmFeAsO}_{0.9}\text{F}_{0.1}$ polycrystalline samples.

The $\text{SmFeAsO}_{0.9}\text{F}_{0.1}$ samples in our measurements were grown by the high pressure synthesis method,

and the detailed sample preparation process was given elsewhere [8]. The sample in this work was first cut into a rectangular shape with the dimensions of 4.20 mm (length) \times 1.60 mm (width) \times 1.08 mm (thickness) for the resistance measurement, and then we cut it to 2.68 mm in length (width and thickness unchanged) for the magnetic measurement. The measurements were carried out on a physical property measurement system (PPMS, Quantum Design) with the magnetic field up to 9 T. The magnetic field sweeping rate can be varied from 0.5 to 600 Oe/s, and the temperature stabilization is better than 0.1% at fixed temperatures. The magnetic measurements were done by the sensitive vibrating sample magnetometer (VSM) at the vibrating frequency of 40 Hz with the resolution better than 1×10^{-6} emu. The advantage of this technique is that the data acquisition is very fast with a quite good resolution for magnetization.

In the upper inset of Fig. 1 (a) we show the diamagnetic transition of the sample measured in the field-cooled (FC) and zero-field-cooled (ZFC) processes. The ZFC curve shows perfect diamagnetism in the low temperature region when taking the demagnetization factor into account. In Fig. 1 (a), we show the temperature dependence of resistivity of the sample at different magnetic fields. The onset transition temperature taken with a criterion of $99\% \rho_n$ at zero field is about 55.2 K, while the zero-resistance temperature is about 52.2 K. Both the narrow magnetic and resistive transition widths indicate good quality of the polycrystalline sample which warrants a further detailed investigation on vortex dynamics. From the $\rho - T$ curves at various magnetic fields, we obtain the phase diagram as shown in the inset of Fig. 1 (a) (the upper critical field is obtained by the criterion of $95\% \rho_n$). A relatively large area for the vortex liquid state appears in the vicinity of $H_{c2}(T)$. The ratio between the irreversibility line $H_{\text{irr}}(T)$ and the upper critical field $H_{c2}(T)$ is close to that of $\text{YBa}_2\text{Cu}_3\text{O}_{7-\delta}$ (YBCO), but much larger than that of the more anisotropic Bi-based cuprate system. This may suggest that the anisotropy

of the new superconductor is around $5 \sim 10$, which can only be carried out by the measurements on single crystals. The calculated upper critical field at zero temperature is 312 ± 26 T by using the Werthamer-Helfand-Hohenberg (WHH) formula [20] $H_{c2}(0) = -0.69dH_{c2}(T)/dT|_{T_c} T_c$, and 444 ± 16 T from the expression $H_{c2}(T) = H_{c2}(0) [1 - (T/T_c)^2] / [1 + (T/T_c)^2]$ based on the Ginzburg-Landau theory. In Fig. 1 (b) we show the magnetization hysteresis loops (MHL) measured at different temperatures from 2 K to 50 K. The symmetric curves indicate that the bulk current instead of the surface shielding current dominates in the sample. It is remarkable that the superconducting MHL can still be measured at temperatures very close to T_c , with only a weak magnetic background. This indicates that the sample contains negligible magnetic impurities. From the magnetization curves one can calculate the field dependence of superconducting current density j based on the Bean critical state model[21] $j = 20(M^- - M^+)/[w(1 - w/3l)]$, where M^+ (M^-) is the magnetization associated with increasing (decreasing) field, measured in emu/cm^3 , and l and w the length and the width of the sample ($w < l$), measured in cm.

In a type-II superconductor, the vortices normally move through thermal activation over the effective pinning barrier $U(j, T, B)$ with an average velocity $\bar{v} = v_0 \exp[-U(j, T, B)/k_B T]$. Here v_0 is an attempt hopping velocity. The effective pinning barrier or the activation energy can be written as[22]

$$U(j, T, B) = \frac{U_c(T, B)}{\mu(T, B)} \left[\left(\frac{j_c(T, B)}{j(T, B)} \right)^{\mu(T, B)} - 1 \right], \quad (1)$$

where U_c is the characteristic pinning energy, μ is the glassy exponent[23, 24], and j_c is the critical current density. The dissipation is associated with an electric field $E = \bar{v}B = v_0 B \exp[-U(j, T, B)/k_B T]$, where B is the local magnetic induction. As proposed by Schnack *et al.* [25] and Jirsa *et al.* [26], the magnetization-relaxation measurements can be measured with different magnetic sweeping rates dB/dt which was called as the dynamic magnetic relaxation measurements. The term “dynamic” here originates from a comparison with the traditional relaxation method, that is to measure the time dependence of the magnetization after the magnetic field sweeping is stopped at a fixed temperature. The corresponding magnetization relaxation rate is defined as $Q \equiv d \ln j / d \ln (dB/dt)$. As shown in Fig. 2, the superconducting current density j is obviously different from each other with different field sweeping rates 200 Oe/s and 50 Oe/s: a faster sweeping rate corresponds to a higher instant current density. A surprising observation here is that the gap between the current density measured at 200 Oe/s and 50 Oe/s can be easily distinguished even at a low temperature, this indicates a relatively large vortex creep rate, or as called as giant vortex creep in the

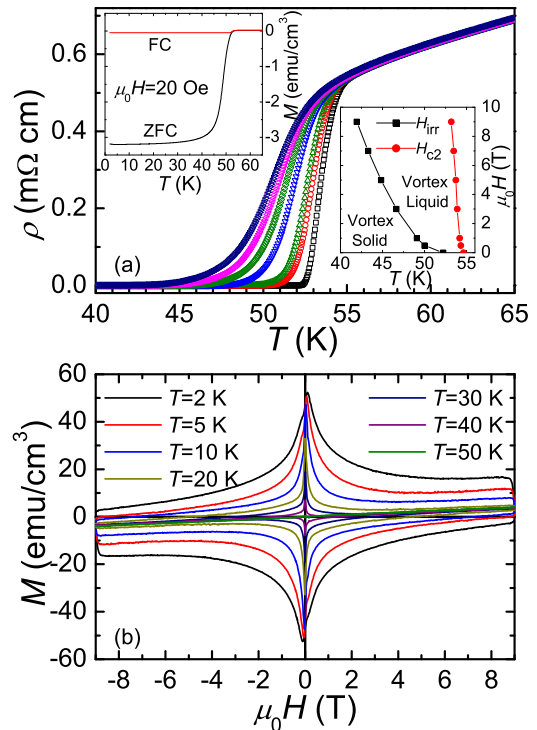


FIG. 1: (Color online) (a) Temperature dependence of resistivity at various fields of 0, 0.5, 1, 3, 5, 7, 9 T of $\text{SmFeAsO}_{0.9}\text{F}_{0.1}$, and the upper inset in (a) shows temperature dependence of the superconducting diamagnetic moment measured in the ZFC and FC processes at a field of 20 Oe, while the inset below shows the vortex phase diagram (see text). (b) Magnetization hysteresis loops M vs H at different temperatures of the same sample.

cuprate superconductors. The calculated Q from Fig. 2 is as large as 5% at 1 T. This value is similar to the one in cuprate superconductors, e.g. 4% in YBCO [18, 31], but one order larger than that in MgB_2 at such a small field.[27]

In order to check the relaxation rate derived from the dynamic relaxation method, we also did the traditional magnetization-relaxation measurements on this sample. In this case, the normalized magnetization relaxation rate S is defined as $d \ln(-M)/d \ln t$. The time (t) dependence of the non-equilibrium magnetization (M) are shown in Fig. 3 on a double-logarithmic plot. It shows that $\ln(-M)$ decays logarithmically with time at the applied field 1 T, which is actually expected by the model of thermally activated flux motion.

In Fig. 4 (a), we plot the temperature dependence of the two relaxation rates Q and S , and they have the similar temperature dependence. Obviously, there is a plateau in the intermediate temperature region for each curve, and the region of the plateau increases with decreasing the magnetic field. This plateau cannot be un-

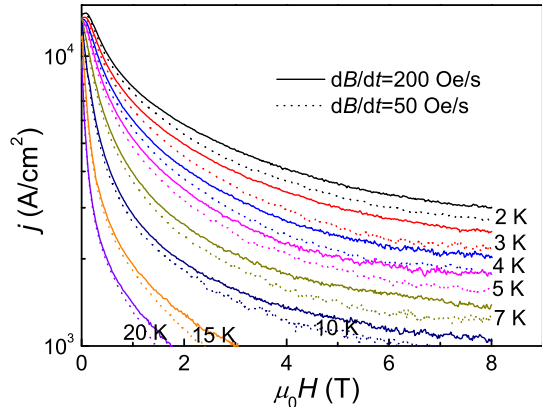


FIG. 2: (Color online) Field dependence of superconducting current density with different field sweeping rates of 200 Oe/s and 50 Oe/s.

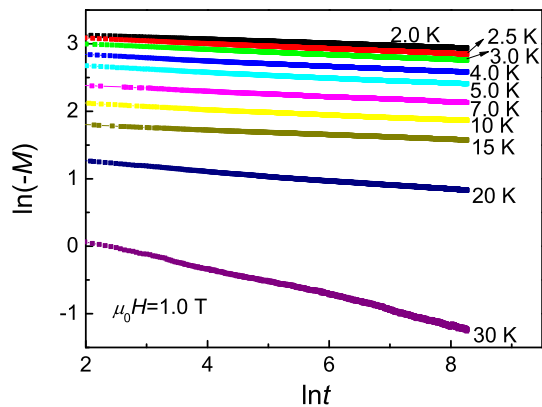


FIG. 3: (Color online) Double-logarithmic plot of magnetization M vs. time t at various temperatures at the applied field $\mu_0 H = 1.0$ T.

derstood within the picture of single vortex creep with the rigid hopping length as predicted by the Anderson-Kim model. Exactly the same behavior was observed in YBCO [28] and was attributed to the vortex collective pinning in the cuprate superconductor. However, this is in contrast to the data in MgB_2 where the relaxation rate increases linearly with temperature, indicating a thermally activated hopping of vortices with rigid length.[27] The general feature of relaxation rate shown in Fig.4(a) is very similar to the case of cuprate superconductors, especially in YBCO. [29] In our experiment, the lowest temperature was only down to 2 K. So it is difficult to know whether the effect of quantum tunneling of vortices occurs at a much lower temperature or not. To get a more comprehensive understanding about the vortex motion in the intermediate temperature region, we use

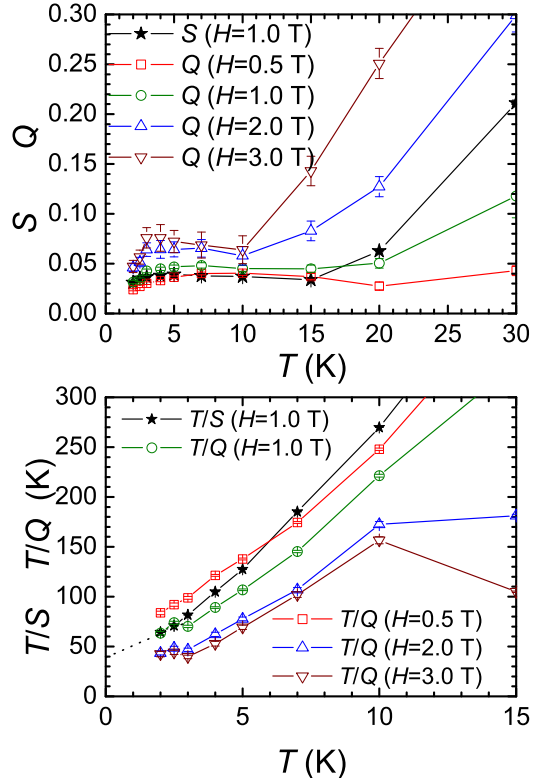


FIG. 4: (Color online) (a) Temperature dependence of the dynamic relaxation rate Q at different magnetic fields and the normalized relaxation rate S . (b) Temperature dependence of T/S or T/Q at various fields.

the following expression to calculate the characteristic pinning energy [30]

$$\frac{T}{Q(T, B)} \text{ (or } \frac{T}{S(T, B)}) = \frac{U_c(T, B)}{k_B} + \mu(T, B)CT, \quad (2)$$

where $C \simeq \ln(2v_0B/ldH/dt)$ is a parameter which is weakly temperature dependent. In the low temperature region (below 3 K), the relaxation rate has a clear tendency to drop with temperature. This can be understood based on the picture of vortex collective pinning: According to Eq. 2, when μCT becomes smaller than $U_c(T, B)$, we have $T/Q \approx U_c(T, B)/k_B$ and Q rises almost linearly with T . In the intermediate temperature region, μCT is gradually larger than $U_c(T, B)$, the relaxation rate Q is thus determined by the balance between them. In Fig. 4(b), we plot the temperature dependence of T/Q or T/S vs. T . By extrapolating the curve T/S or T/Q down to zero temperature, one can get the value of $U_c(0)$. The value of $U_c(0)/k_B$ at 1 T calculated from Fig. 4 is about 40 K, which is a very small value. The $U_c(0)$ is about 100 ~ 400 K in YBCO thin films [31], but beyond 3000 K in MgB_2 [32]. Meanwhile, the parameter

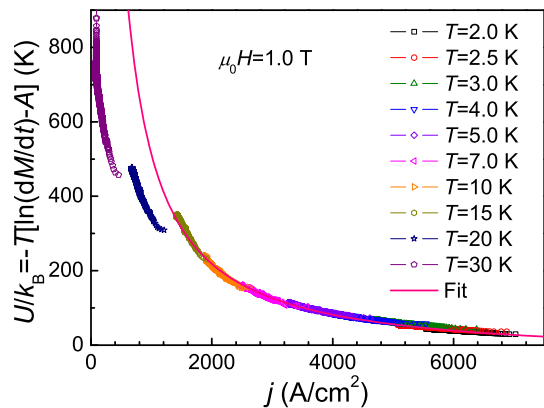


FIG. 5: (Color online) The current dependence of the scaled activation energy U obtained by following the Maley's technique with parameter $A = 8$. The line is a fitting result by Eq. 1 with $U_c/k_B = 39.7$ K, $j_c = 1.17 \times 10^4$ A/cm², and $\mu = 1.11$.

C in Eq. 2 can be determined from the curve $-\ln j/dT$ vs. Q/T . [30] And here we find $C = 7.3 \pm 0.3$. The slope of T/Q vs T that gives the value of μC in low temperature region at 1 T is about 11.8, so we get the parameter $\mu = 1.62$. This value is close to $\mu = 3/2$ predicted for collective pinning of small bundles.

In the following we analyze the $U(j)$ relation by Maley's method, [33] which proposed a general equation $U/k_B = -T[\ln(dM/dt) - A]$ to scale the data measured at different temperatures, where A is a time independent constant correlated with the average hopping velocity. In Fig. 5, we plot the dependence of the scaled activation energy U on current density. Obviously, at the temperatures below 15 K, all the curves can be scaled together, but the scaling fails at temperatures above 20 K. The reason may be that the original Maley's method is valid only in low temperature regime (below $T_c/3$) where the explicit temperature dependence of $U_c(T)$ is relatively insignificant. [33] It should be noted that the relaxation rate at 1 T has a sudden increase beginning from about 20 K after the plateau, this may correspond to a crossover between different vortex creep regimes. According to Eq. 1, we can fit the activation energy data by the thermally activated vortex motion theory. The $U - j$ curves at the temperature below 15 K can be well fitted (as shown by the solid line in Fig. 5). The fitting parameter U_c/k_B is 39.7 K which is close to 40 K mentioned above. From the fit we get $\mu = 1.11$, so the value $\mu = 3/2$ for small bundle is just in between the two calculated values of μ obtained by different methods in this work. Our work strongly suggest that the collective pinning model is applicable in the new superconductors. This is consistent with a recent work on the vortex dynamics of the polycrystalline NdFeAsO_{0.9}F_{0.1} sample measured by lo-

cal magneto-optical imaging technique. [34]

In conclusion, dynamic and traditional magnetization relaxation has been measured on the polycrystal SmFeAsO_{0.9}F_{0.1} sample in wide temperature and magnetic field regions. The model of collective vortex pinning seems to work in understanding the vortex properties of this material. The relaxation rate is quite large which is comparable with the cuprate superconductors and much larger than the value in MgB₂. The characteristic pinning energy is only about 40 K, but the vortex (or vortex bundles) are pinned collectively by many weak pinning centers.

We are grateful to Prof. Zhongxian Zhao and Dr. Zhan Ren for providing us the high quality SmFeAsO_{0.9}F_{0.1} samples made by high pressure technique. This work is supported by the National Science Foundation of China, the Ministry of Science and Technology of China (973 project No: 2006CB601000, 2006CB921802), and Chinese Academy of Sciences (Project ITSNEM).

* Electronic address: hhwen@aphy.iphy.ac.cn

- [1] Y. Kamihara, *et al.*, J. Am. Chem. Soc. **130**, 3296 (2008).
- [2] X. H. Chen, *et al.*, arXiv:0803.3603.
- [3] G. F. Chen, *et al.*, arXiv:0803.3790.
- [4] P. Cheng, *et al.*, Science in China G **51**, 719 (2008).
- [5] H. H. Wen, *et al.*, Europhys. Lett. **82**, 17009 (2008).
- [6] Z. A. Ren, *et al.*, Europhys. Lett. **82**, 57002 (2008).
- [7] Z. A. Ren, *et al.*, arXiv:0803.4283.
- [8] Z. A. Ren, *et al.*, Chin. Phys. Lett. **25**, 2215 (2008).
- [9] Z. A. Ren, *et al.*, arXiv:0804.2582.
- [10] F. Hunte, *et al.*, arXiv:0804.0485.
- [11] C. Senatore *et al.*, arXiv:0805.2389.
- [12] Y. Jia, *et al.*, arXiv:0806.0532.
- [13] X. Y. Zhu, *et al.*, arXiv:0803.1288.
- [14] C. Ren, *et al.*, arXiv:0804.1726.
- [15] L. Shan, *et al.*, arXiv:0803.2405.
- [16] G. Mu, *et al.*, Chin. Phys. Lett. **25**, 2221 (2008).
- [17] G. Blatter, *et al.*, Rev. Mod. Phys. **66**, 1125 (1994).
- [18] Y. Yeshurun, A. P. Malozemoff, and A. Shaulov, Rev. Mod. Phys. **68**, 911 (1996).
- [19] E. H. Brandt, Rep. Prog. Phys. **58**, 1465 (1996).
- [20] N. R. Werthamer, E. Helfand, and P. C. Hohenberg, Phys. Rev. **147**, 295 (1966).
- [21] C. P. Bean, Rev. Mod. Phys. **36**, 31 (1964).
- [22] A. P. Malozemoff, Physica C **185-189**, 264 (1991).
- [23] M. P. A. Fisher, Phys. Rev. Lett. **62**, 1415 (1989); D. S. Fisher, M. P. A. Fisher, and D. A. Huse, Phys. Rev. B **43**, 130 (1991).
- [24] M. V. Feigel'man *et al.*, Phys. Rev. Lett. **63**, 2303 (1989).
- [25] H. G. Schnack, *et al.*, Physica C **197**, 337 (1992).
- [26] M. Jirsa, *et al.*, Physica C **207**, 85 (1993).
- [27] H. H. Wen, *et al.*, Physica C **363**, 170 (2001).
- [28] A. P. Malozemoff and M. P. A. Fisher, Phys. Rev. B **42**, 6784(R) (1990).
- [29] R. Griessen, *et al.*, Phys. Rev. Lett. **72**, 1910 (1994).
- [30] H. H. Wen, *et al.*, Phys. Rev. Lett. **79**, 1559 (1997).
- [31] H. H. Wen, *et al.*, Physica C **241**, 353 (1995).

[32] H. Jin, *et al.*, Appl. Phys. Lett. **83**, 2626 (2003).
[33] M. P. Maley, *et al.*, Phys. Rev. B **42**, 2639 (1990).

[34] R. Prozorov *et al.*, arXiv:0805.2783.