

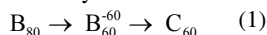
Chemical Bonding in the Boron Buckyball

Arnout Ceulemans,* Jules Tshishimbi Muya, G. Gopakumar, and Minh Tho Nguyen

Department of Chemistry, and Institute for Nanoscale Physics and Chemistry (INPAC), University of Leuven, Celestijnenelaan 200F, B-3001 Leuven, Belgium

RECEIVED DATE May 23, 2008; E-Mail: Arnout.Ceulemans@chem.kuleuven.be

According to quantumchemical calculations the boron buckyball, B_{80} , is very similar to the buckminsterfullerene carbon analogue. Both allotropes have a truncated icosahedral structure, which in the case of boron is complemented by an additional set of 20 boron atoms, capping the 20 hexagonal faces.¹ The HOMO and LUMO of icosahedral B_{80} have the same symmetry as their counterparts in C_{60} , and moreover very similar shapes (Fig. 1). On the other hand the perfectly symmetrical I_h structure of B_{80} is not a local minimum, but relaxes to a slightly puckered cage with T_h symmetry.² In a recent contribution Prasad and Jemmis argue that B_{80} and C_{60} are *isoelectronic*, both having 240 valence electrons.³ This implies that the 60 electrons on the caps are transferred to the 60 vertices of the truncated icosahedron, to make up for the electron deficiency of boron versus carbon. Hence:



In order to claim the same bonding pattern for both buckyballs, not only the total electron counts must be equal, but the *symmetries* of the occupied valence orbitals also must show a perfect match. Here we analyze the chemical bonding in B_{80} and indeed demonstrate the symmetry correspondence of the occupied orbitals. Furthermore we identify the electron transfer channels between the caps and the frame.

An orbit of a group is defined as a set of elements, which are permuted among themselves by the symmetry operations of the group. In the case of B_{80} the 80 atoms form two separate orbits, which we will denote as O_{60} and O_{20} . The sixty-atom orbit consists of the boron atoms at the vertices of the truncated icosahedral buckyball, and the twenty-atom orbit comprises the caps, which are situated at the vertices of a dodecahedron.

The valence shell of boron consists of 2s and 2p orbitals. The 2p orbitals on a spherical cluster like B_{80} form a radial component and two tangential components, which we will denote as p_σ and p_π respectively. The irreducible symmetry representations of the molecular orbitals spanned by these components may easily be derived using induction theory.⁴ In the cluster 2s and 2p_σ are both σ -type orbitals and thus span the same symmetries. One has:

$$\begin{aligned} \Gamma_\sigma^{60} &= A_g + T_{1g} + 2T_{1u} + T_{2g} + 2T_{2u} + 2G_g + 2G_u + 3H_g + 2H_u \\ \Gamma_\pi^{60} &= A_g + 3T_{1g} + 3T_{1u} + 3T_{2g} + 3T_{2u} + 4G_g + 4G_u + 5H_g + 5H_u \end{aligned} \quad (2)$$

$$\Gamma_\sigma^{20} = A_g + T_{1u} + T_{2u} + G_g + G_u + H_g$$

$$\Gamma_\pi^{20} = T_{1g} + T_{1u} + T_{2g} + T_{2u} + G_g + G_u + 2H_g + 2H_u$$

A further useful relation, which may be obtained from this equation reads:

$$\Gamma_\sigma^{20} + \Gamma_\pi^{20} = \Gamma_\sigma^{60} \quad (3)$$

Symmetry elements also will permute localized chemical bonds, which correspond to pair wise interactions between atoms. Bonds too will thus form orbits. The 90 edge bonds in buckminster fullerene constitute two orbits: $O_{60} + O_{30}$. The O_{60} orbit contains the 5-6 bonds adjacent to a pentagon and a hexagon, while the O_{30}

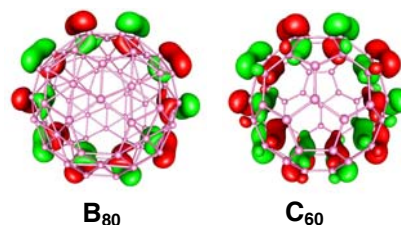


Figure 1. Shape of the highest occupied molecular orbitals of B_{80} and C_{60} .

orbit is the set of the 6-6 bonds adjacent to two hexagons. The σ -bonds along the 5-6 edges span exactly the same Γ_σ^{60} symmetry as the 2s and 2p_σ orbitals on the O_{60} orbit. The 30 σ -bonds along the 6-6 edges transform as Γ_σ^{30} :

$$\Gamma_\sigma^{30} = A_g + T_{1u} + T_{2u} + G_g + G_u + 2H_g + H_u \quad (4)$$

The site symmetry in the centre of a 6-6 edge is C_{2v} . Eq. 4 lists all irreducible representations of objects which are totally symmetric in this site group, i.e. which transform as the a_1 representation in C_{2v} . For the transformation properties of anti-bonds localized along these edges, one needs to consider objects that are of b_1 -type in C_{2v} . The induced representation of the latter set is:

$$\Gamma_\sigma^{30} = T_{1g} + T_{1u} + T_{2g} + T_{2u} + G_g + G_u + H_g + H_u \quad (5)$$

The cap boron atoms are at the vertices of a dodecahedron, the edges of which are perpendicular to the 6-6 bonds. The number of vertices in such a trivalent cage is equal to twice the number of edges. This number relation has a symmetry extension⁵ in terms of irreducible representations:

$$\Gamma_\sigma^{20} + \Gamma_\pi^{20} = \Gamma_\sigma^{30} + \Gamma_\sigma^{30} \quad (6)$$

The chemical interpretation of eq. 6 is straightforward. If one forms with the cap orbitals three hybrids directed towards the centres of the 6-6 bonds, one can construct a two-centre bond and anti-bond along each edge. Note that for the C_{2v} sites perpendicular and parallel anti-bonds induce the same I_h representations.

In spite of its spherical nature the chemical bonding in C_{60} may simply be described in terms of a localized valence bond theory. The 2s+2p_π orbitals on carbon are sp² hybridized and provide a fully bonding network along the 90 edges of the buckyball. This accounts for 180 electrons. In addition on each carbon there is one radial p_σ orbital containing one electron. These orbitals form a conjugated π -bonding network which is mainly localized along the 6-6 edges, and contains 60 electrons.⁶ In total the 240 electrons of C_{60} occupy 120 orbitals with the following symmetries:

$$\Gamma_{bond}(C_{60}) = \Gamma_\sigma^{60} + 2\Gamma_\sigma^{30} \quad (7)$$

From eqs. (2) and (4) the symmetries of the occupied orbitals of the valence shell of C_{60} are thus identified as follows:

$$\Gamma_{bond}(C_{60}) = 3A_g + T_{1g} + 4T_{1u} + T_{2g} + 4T_{2u} + 4G_g + 4G_u + 7H_g + 4H_u \quad (8)$$

In this model scheme π -conjugation in C_{60} is of the alternant type. In reality double bonding is delocalized over all 90 bonds, although 6-6 bonds show more double bonding character than 5-6 bonds, as is evidenced by bond lengths 1.40 versus 1.46 Å respectively.

In table 1 we list the symmetries and energies of valence orbitals of B_{80} at B3LYP/SV(P) level calculated using TURBOMOLE quantum chemistry program.⁷

Table 1. Valence orbitals of B_{80} . ($6h_u$ is the HOMO)

mos	Energy (e.V)	mos	Energy (e.V)	mos	Energy (e.V)
3a _g	-21.968	2t _{1g}	-13.837	6g _g	-8.664
4t _{1u}	-21.593	5g _u	-13.06	5h _u	-8.085
5h _g	-20.889	4h _u	-12.649	7t _{2u}	-8.049
4g _u	-20.161	4a _g	-12.157	7g _u	-7.607
4t _{2u}	-19.096	6t _{2u}	-12.115	10h _g	-7.5
4g _g	-18.776	2t _{2g}	-12.005	7g _g	-7.312
6h _g	-17.728	5a _g	-11.726	11h _g	-6.497
3h _u	-17.166	6t _{1u}	-11.263	6h _u	-5.633
5t _{2u}	-16.091	8h _g	-11.147	8t _{1u}	-3.711
5t _{1u}	-14.972	7t _{1u}	-11.102	3t _{1g}	-3.197
5g _g	-14.940	9h _g	-10.217	8t _{2u}	-3.031
7h _g	-14.376	6g _u	-9.226		

One verifies that the symmetries exactly match the valence shell of C_{60} , as listed in eq. (8), which confirms that both clusters are isoelectronic. Upon more detailed examination the valence shell consists of two sub-bands, representing the 90 σ -bonds and 30 π -bonds. These sub-bands overlap quite extensively: in the region between -14 to -8 eV they are strongly hybridized and difficult to assign. Nonetheless based on the dominant component the sequence inside the sub-bands can be analyzed on the basis of spherical parentages.

For the 90 σ -orbitals one can retrieve in ascending order of energy the complete spherical shells from $L=0$ till $L=8$, which account for 81 orbitals. The remaining 9 orbitals transform as G_u+H_u belonging to $L=9$. In table 2 we identify these levels in terms of the MO's. The 30 π -orbitals form a separate spherical sequence, with complete shells from $L=0$ to $L=4$, accounting for 25 of the 30 orbitals, the remaining 5 corresponding to the H_u HOMO of the buckyball, belonging to the $L=5$ shell.

From this detailed analysis it is thus clear that the bonding orbitals in B_{80} precisely mimic the structure of the valence shell in C_{60} . The optimized bond lengths also reflect the alternant scheme, with 6-6 and 5-6 bond lengths of 1.67 and 1.74 Å respectively. On the other hand B_{80} cannot really be described as a B_{60} cage with 60 negative charges. In fact the NBO population analysis, carried out using Gaussian 03 program,⁸ showed only a very small charge transfer of ~3 electrons from O_{20} to O_{60} . We thus must determine how the 60 electrons of the caps flow into the buckyball.

For the cap atoms to participate in the bonding it is not necessary that their electrons be fully transferred to the B_{60} frame. What is certainly required is a symmetry allowed overlap between the orbitals of the cap atoms and the bonding orbitals of the frame. The actual degree of charge transfer then depends on the relative weights of the O_{20} versus O_{60} orbitals in the resulting combination. But in order to obtain a consistent bonding picture

for the entire cluster, a stronger requirement also is needed: the overlap argument should not only apply to individual levels, but to all levels of a given orbit.

Table 2. Spherical shells and σ - and π -band of B_{80}

L	I _h	σ -band	π -band
0	A _g	3a _g	5a _g
1	T _{1u}	4t _{1u}	7t _{1u}
2	H _g	5 h _g	10h _g
3	T _{2u} + G _u	4t _{2u} + 4g _u	7t _{2u} +7g _u
4	G _g + H _g	4g _g + 6h _g	7g _g +11h _g
5	T _{1u} + T _{2u} + H _u	5t _{1u} + 5t _{2u} + 3h _u	6h _u
6	A _g + T _{1g} + G _g + H _g	4a _g + 2t _{1g} + 5g _g + 7h _g	
7	T _{1u} + T _{2u} + G _u + H _u	6t _{1u} + 6t _{2u} + 5g _u + 4h _u	
8	T _{2g} + G _g + 2H _g	2t _{2g} + 6g _g + 8h _g + 9h _g	
9	T _{1u} + T _{2u} + 2G _u + H _u	6g _u + 5h _u	

In order to understand the bonding role of the caps, one thus must consider the $\Gamma_{\sigma^{20}}+\Gamma_{\pi^{20}}$ symmetries, which describe the $\sigma+\pi$ valence shell of the cap atoms, and verify how they are partitioned in orbits. The two possible partitions are described in eqs. (3) and (6): cap boron atoms can either participate in all sixty 5-6 bonds via the $\Gamma_{\sigma^{60}}$ channel, or can provide 30 orbital levels transforming as $\Gamma_{\sigma^{30}}$. Analysis of the orbital composition in the quantum chemical results, as given in the supplementary information, shows that the cap atoms contribute nearly 30 orbitals, the symmetries of which are exactly the ones contained in $\Gamma_{\sigma^{30}}$. Hence the second option is the correct one. The remaining cap orbitals transforming as $\Gamma_{\sigma^{30}}$ will remain virtual. Upon closer inspection it is noticed that the bonding contribution of the cap atoms is mostly concentrated in the σ -band, while the π -band close to the Fermi level is more localized on the frame orbit.

While the present local bonding picture based on whole orbits of the icosahedral group is very useful to explain the main features of the bonding, it cannot account for the T_h puckering that is revealed by the calculations. Clearly local bonding motifs forming T_h orbits must then be involved. One possible candidate is a hexagon, surrounded by the star of its three neighboring hexagons.

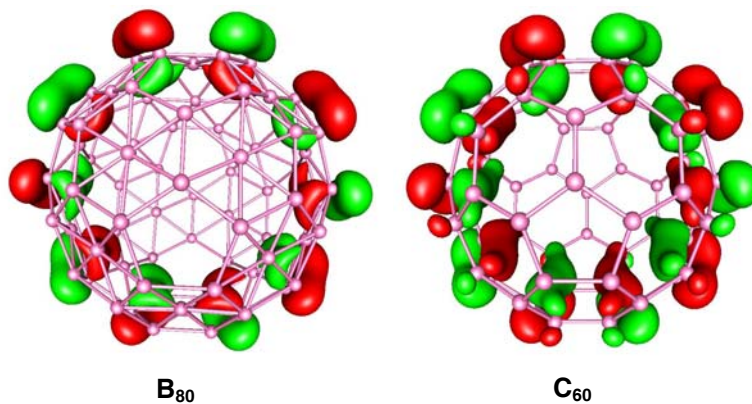
Finally for m the number of hexagons in a C_n fullerene, the hexagon-capped boron cage, B_{n+m} , will be isoelectronic for $m=n/3$. Since for a fullerene one also has $m=0.5n-10$, the unique fully hexagon capped isoelectronic cage will be B_{80} .

Acknowledgment The authors are indebted to the Flemish Science Fund (FWO-Vlaanderen) and the KU Leuven Research Council for continuing financial support.

Supporting Information Available: Contribution of 2s and 2p orbitals of cap atoms for different molecular orbitals. This material is available free of charge via the Internet at <http://pubs.acs.org>.

REFERENCES

- (1) N. G. Szewacki, A. Sadrzadeh, B. I. Yakobson, *Phys. Rev. Lett.* 2007, 98, 166804.
- (2) G. Gopakumar, M. T. Nguyen, and A. Ceulemans, *Chem.Phys.Lett* 2008; 450,175
- (3) D. L. V. K. Prasad and E. D. Jemmis, *Phys. Rev. Lett.* 2008; 100, 165504
- (4) P. W. Fowler and C. M. Quinn, *Theor Chim Acta.* 1986; 70, 333-350
- (5) A. Ceulemans and P.W.Fowler, *Nature.* 1991; 353, 6339
- (6) P. W. Fowler and A. Ceulemans, *J. Phys. Chem.* 1995;99, 508-510
- (7) R. Ahlrichs *et al. Chem. Phys. Lett.* 1989; 162, 165
- (8) Gaussian 03, Rev. D.02, M. J. Frisch, *et al.*, Gaussian, Inc., Wallingford CT, 2004.



ABSTRACT: A symmetry analysis of the valence shell in the boron buckyball B₈₀, shows a perfect match with the symmetry of the valence shell in C₆₀. The cap atoms participate in the bonding by 30 orbitals which transform as the σ -bonds along the 6-6 edges. Far reaching consequences for chemical and physical properties of B₈₀, which until now only exists in *silico*, are expected.
