

# LINE SHIFTS, BROAD-LINE REGION INFLOW, AND THE FEEDING OF AGNS

C. MARTIN GASKELL

Department of Astronomy, University of Texas, Austin, TX 78712-0259.

RENÉ W. GOOSMANN<sup>1</sup>

Astronomical Institute of the Academy of Sciences, Bocni II 1401, 14131 Prague, Czech Republic

*Submitted to Astrophysical Journal*

## ABSTRACT

We argue that both velocity-resolved reverberation mapping and spectropolarimetry require broad line regions (BLRs) of active galactic nuclei (AGNs) to have an inflow velocity on the order of a quarter of the velocity dispersion along the line of sight. We use the *STOKES* Monte Carlo radiative transfer code to show that electron and Rayleigh scattering off the BLR and torus naturally explains both the blueshifted profiles of high-ionization lines compared with low-ionization lines and the rest frame of the host galaxy, and the relative amplitudes of blueshifts between lines from different ions. This resolves the long-standing conflict between the inflow implied by velocity-resolved reverberation mapping, and the outflow implied if the blueshifting is interpreted as the result of obscuration. The net inflow of the BLR can only be explained if there is a significant source of viscosity, and this is likely to be viscosity due to the magneto-rotational instability. Energy is generated in the BLR by this viscous dissipation. The mass accretion rate implied by the BLR density and inflow velocity is similar to the accretion rate needed to power the AGN. We suggest that the BLR and outer accretion disk are essentially one and the same. Modelling shows that the amount of blueshifting of the high-ionization lines is proportional to the mass-accretion rate. This predicts that high-accretion-rate AGNs will show greater blueshifts of high-ionization lines, as is observed. We point out that the scattering can lead to systematically too high black hole mass estimates from the C IV line for some AGNs. We note the similarities between NLR and BLR blueshiftings, and suggest that NLR blueshiftings could also due to infall and scattering. Rayleigh scattering from the BLR and torus could be more important in the UV than electron scattering for predominantly neutral material around AGNs. The relative importance of Rayleigh scattering versus electron scattering can be assessed, in principle, by comparing the profiles of lines of the same ion, or from the same part of the emission-line region, but at different wavelengths.

*Subject headings:* accretion, accretion disks — black hole physics — galaxies:active — galaxies:quasars:emission lines — line: profiles — scattering

## 1. INTRODUCTION

The structure and kinematics of the broad-line region (BLR) of active galactic nuclei (AGNs) has long been a subject of much debate, and a very wide range of structures and velocities have been considered (for reviews see Mathews & Capriotti 1985; Osterbrock & Mathews 1986; Osterbrock 1993; Gaskell et al. 1999; Sulentic, Marziani, & Dultzin-Hacyan 2000). Because of these uncertainties, it has not been clear where the BLR is located, what it is doing, and hence, what role it plays in the AGN phenomenon. Reverberation mapping (Blandford & McKee 1982; Gaskell & Sparke 1986) has enabled us to probe the structures of the BLR and dusty torus, and in a companion paper (Gaskell, Klimek, & Nazarova 2008, hereinafter “GKN”) it is argued that the BLR and torus share a similar flattened toroidal structure with a high covering factor and self shielding.

Varying lines of observational evidence have given conflicting pictures of the velocity field in AGNs. First, the discovery of broad absorption lines (Lynds 1967) was unequivocal evidence that there are outflows in AGNs.

Radiatively-driven outflows also naturally explained BLR line profiles in AGNs (Blumenthal & Mathews 1975). The outflow picture was supported by the discovery (Gaskell 1982) of the blueshifting of the high-ionization BLR lines with respect to the low-ionization lines and the rest frame of the host galaxy by  $\sim 600$  km s<sup>-1</sup>. This effect required physical separation of the high- and low-ionization BLR clouds, a component of radial motion of the high-ionization clouds, and an opacity source. Gaskell (1982) proposed that the blueshifting could be explained by having the high-ionization clouds be radially outflowing, with obscuration in the equatorial plane blocking our view of the receding clouds (i.e., of the redshifted side of the line profile). Although the blueshifting is usually of the order of  $\sim 600$  km s<sup>-1</sup>, it can exceed 4000 km s<sup>-1</sup> (Corbin 1990). The blueshifting is not only found when comparing the profiles of high- and low-ionization lines in individual AGNs, but also when using spectral principal component analysis (SPCA) of samples of AGNs to separate out line profiles into independent components such as an “intermediate-line region” (ILR) and a “very broad line region” (VBLR) (see Brotherton et al. 1994). The magnitude of the blueshifting is roughly in order of increasing ionization potential (Tytler & Fan 1992). It also tends

Electronic address: gaskell@astro.as.utexas.edu

<sup>1</sup> Tinsley Visiting Scholar, Department of Astronomy, University of Texas, Austin, TX 78712-0259.

to be strongest in luminous, radio-quiet AGNs (Corbin 1990; Tytler & Fan 1992; Sulentic et al. 1995), especially those showing broad-absorption lines (Corbin 1990), and in AGNs with a high accretion rate (Sulentic et al. 2000; Xu et al. 2003; Leighly & Moore 2004). The large blueshifts in high accretion rate AGNs have been taken as an indication of strong outflowing winds in these AGNs (e.g., Leighly & Moore 2004; Komossa et al. 2008).

Gaskell (1988) pointed out that the outflowing high-ionization BLR scenario predicted strong velocity-dependent time delays in the wings of the high-ionization lines (the blue wing should lead the red wing by twice the line-continuum delay), and showed that such a signature of outflowing winds was absent at a high confidence level in velocity-resolved reverberation mapping of NGC 4151. This has subsequently been found to be the case for all other AGNs where velocity-dependent time delays have been studied (Koratkar & Gaskell 1989; Crenshaw & Blackwell 1990; Koratkar & Gaskell 1991a,b; Korista et al. 1995). The wings of BLR lines either vary simultaneously (as would be expected from Keplerian motion of the clouds or isotropic motions), or show slight evidence for inflow (i.e., the red wings vary first). Because of this, Gaskell (1988) argued that motions of BLR clouds were gravitationally dominated, and hence that they could be used for determining black hole masses. Peterson & Wandel (1999, 2000), Onken & Peterson (2002), and others have also showed that broad line widths are consistent with the  $r^{-1/2}$  fall off with radius expected when motions are virialized.

There is now little doubt that *low*-ionization BLR clouds (i.e., those producing Mg II and the Balmer lines) are predominantly orbiting in the equatorial plane, since their widths show the expected correlation with the orientation of the rotation axis (Wills & Browne 1986), disk-like line profiles are common (e.g., Eracleous & Halpern 1994; Gaskell & Snedden 1999), and the orbital motion of clouds has been detected (Gaskell 1996; Sergeev et al. 2002; Pronik & Sergeev 2006). There is thus considerable confidence that black hole masses can reliably be estimated from *low*-ionization lines. However, for the *high*-ionization lines, the conflict between the kinematics implied by the blueshifted absorption lines and the blueshifting of the emission lines on the one hand, and the velocity-resolved reverberation mapping on the other, raises serious doubts about the suitability of high-ionization lines such as C IV  $\lambda 1549$  for estimating black hole masses. Further evidence for a difference in the kinematics of high- and low-ionization lines comes from the different velocity dependencies of the physical conditions (Snedden & Gaskell 2004, 2008). The ionizing flux received by low-ionization BLR lines shows the dependence on velocity one would expect as a result of virialization and the inverse-square law, while the ionizing flux received by the high-ionization clouds appears to be independent of velocity.

This conflict between BLR kinematic indicators cannot be reconciled by assuming that the low-ionization lines arise in a disk while the high-ionization lines arise in a wind (e.g., Collin-Souffrin et al. 1988), because the velocity-resolved reverberation mapping specifically shows (Gaskell 1988; Koratkar & Gaskell 1989) that the *high*-ionization BLR gas is *not* outflowing. Disk-wind

models also have a problem of explaining why line profiles of different ions are so similar if they have very different origins (Tytler & Fan 1992). While winds certainly exist, and are probably energetically important, the amount of mass involved is small.

In this paper we will argue that the velocity-resolved reverberation mapping results are correct, and that the *entire* BLR has a net inflow. In section 2 we summarize the evidence for a net inflow of the BLR and estimate the inflow velocity. In section 3 we argue that only scattering is consistent with producing a blueshifting when the BLR is inflowing, and in section 4 we use the *STOKES* Monte Carlo radiative transfer code to show that scattering off an infalling medium reproduces observed blueshifted line profiles, and also explains the dependence of blueshifting on ionization. We consider the implications of the infalling BLR scenario for the energy generation mechanism in AGNs in section 5. In section 6 we offer an explanation of why high-accretion-rate AGNs (Narrow-line Seyfert 1s = NLS1s) show a stronger blueshifting, and point out potential systematic effects when the C IV emission line is used to estimate masses of high redshift AGNs.

## 2. INFALLING BLR GAS

### 2.1. The Evidence for Infall

Although it has generally been assumed in estimating black hole masses that the BLR clouds are in near-Keplerian orbits, or quasi-random orbits (i.e., there is no net inflow), Gaskell (1988) found that *infall* was favored and that Keplerian or random orbits were excluded at the 97% (single-tailed) confidence level. Koratkar & Gaskell (1989) similarly found that non-inflowing motion was excluded in Fairall 9 at the  $\sim 95\%$  confidence level. From the intensive monitoring 1989 *IUE* monitoring of NGC 5548 (Clavel et al. 1991), Crenshaw & Blackwell (1990) and Done & Krolik (1996) also favored infall of the C IV emitting gas in NGC 5548. From the estimated errors in the lags given by Crenshaw & Blackwell (1990), non-infalling motion is excluded at the 93% confidence level. The 1993 combined *HST* and *IUE* campaign (Korista et al. 1995) showed a similar degree of inflow (see their Table 25). As Gaskell & Snedden (1997) point out, although the statistical significance of inflowing C IV for one line in any one observing campaign of any individual AGN is not necessarily strong, the case is very strong when all the AGNs are considered together.<sup>2</sup> The analyses just mentioned are mostly for C IV  $\lambda 1549$ , but Gaskell (1988) found inflow of Mg II  $\lambda 2798$  in NGC 4151, and Welsh et al. (2007) have recently found that H $\beta$  in NGC 5548 is inflowing.

Independent evidence for inflow comes from high-resolution spectropolarimetry (Smith et al. 2005). The systematic change in polarization as a function of velocity across the Balmer lines requires a net inflow of a scattering region somewhat exterior to the Balmer lines.

In summary, we believe that the evidence for both the high- and low-ionization BLR inflowing is very strong.

### 2.2. The Infall Velocity

<sup>2</sup> Koratkar & Gaskell (1991b) also find non-statistically significant C IV inflow in four additional AGNs.

We can estimate the ratio of net inflow velocities to random velocities along the line of sight from the positions of the peaks of the red-wing/blue-wing cross correlation functions (CCFs). The positions of the expected peaks in the wing-wing CCFs are marked in Gaskell (1988) and Koratkar & Gaskell (1989). The observed peak positions, and the one found by Crenshaw & Blackwell (1990) are all consistent with the net inflow velocities being several times smaller than the non-inflow velocities. Done & Krolik (1996) reach a similar conclusion from more detailed modelling of the velocity-dependent delays in NGC 5548. For each object this suggests that the net inflow velocity of CIV is  $\sim 1000 \text{ km s}^{-1}$ . In a totally independent analysis of the polarization structure of Balmer lines, Smith et al. (2005) suggest an inflow velocity of the scattering region of  $900 \text{ km s}^{-1}$ . We will therefore adopt an inflow velocity of  $1000 \text{ km s}^{-1}$ .

### 3. PRODUCING A BLUESHIFT FROM INFALLING GAS

There are two main ways of producing a blueshift of a line from inflowing gas. One is by having anisotropic emission from the gas clouds (Gaskell 1982; Wilkes 1984), and the other is by having scattering off infalling material (e.g., Auer & van Blerkom 1972). Although the emission from BLR clouds is certainly expected to be anisotropic, the anisotropy is much greater for some lines than for others. As discussed by Wilkes & Carswell (1982) and Kallman et al. (1993), this creates a problem in explaining *all* line profiles with an inflowing anisotropic emitting cloud model. Lyman  $\alpha$  has particularly strongly asymmetric emission compared with other lines when clouds are optically thick, which is almost certainly the case for the BLR clouds of relevance here (see Snedden & Gaskell 2007 for evidence against a significant optically-thick contribution to the BLR). There is no evidence that Lyman  $\alpha$  is more asymmetric than other lines (Wilkes & Carswell 1982; Snedden & Gaskell 2008), so it would be hard for anisotropic emission from infalling clouds to explain the blueshifting.

Electron scattering has long been considered to be a significant source of line broadening in AGNs in general (Kaneko & Ohtani 1968; Weymann 1970; Mathis 1970), and from time to time it has been invoked to explain the line profiles of individual objects (Shields & McKee 1981; Laor 2006).<sup>3</sup> Scattering regions with a net radial motion were considered by Auer & van Blerkom (1972). If the scattering region is outflowing, scattered photons are redshifted, while if it is inflowing, the photons are blueshifted. Such shifts have already been shown in simulations of electron scattering in AGNs by Kallman & Krolik (1986) and Ferrara & Pietrini (1993).

## 4. SCATTERING IN AN INFLOWING MEDIUM

### 4.1. Spherical Scattering Shells

We have modelled the effects of an infalling scattering medium using the *STOKES* Monte Carlo radiative transfer code, which is described in Goosmann & Gaskell (2007). Detailed documentation, sample input, source

<sup>3</sup> Note however, that the apparent extended wings in the AGN considered by Shields & McKee (1981) are actually due to red continuum being too low in the Baldwin (1975) spectrum (J. M. Shuder - private communication).

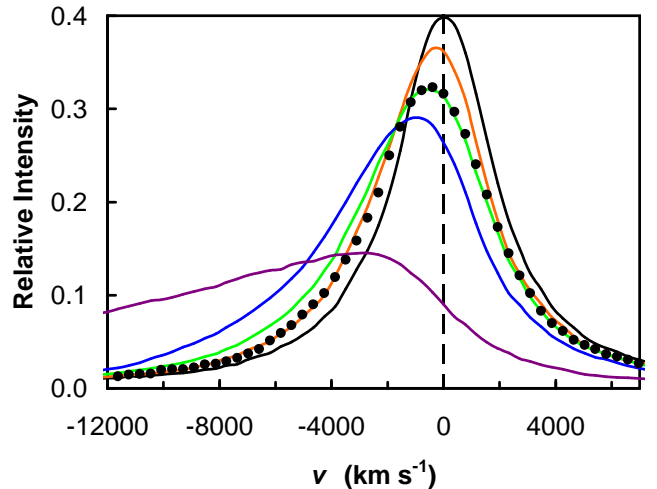


FIG. 1.— Calculated shifts of the CIV line by electron or Rayleigh scattering. The top black solid line profile shows a Lorentzian line profile before scattering. The other solid curves show the blueshifting caused by an external spherical shell of scatterers with an inflow velocity of  $1000 \text{ km s}^{-1}$ . The areas under all curves are the same. In order of increasing blueshifting and decreasing peak flux, the curves show the effects of  $\tau = 0.5$  (red),  $1.0$  (green),  $2.0$  (blue), and  $10$  (purple). The dots show the blueshifting caused by a cylindrical distribution of scatterers with  $\tau = 20$  inflowing at  $1000 \text{ km s}^{-1}$ . The half opening angle is taken to be  $45$  degrees, and the system is viewed from close to the axis (i.e., through the opening in the cylinder.)

code, and executables for different computer platforms can be freely downloaded.<sup>4</sup> The optical depths,  $\tau_{es}$  to scattering by free electrons are not expected to be much greater than unity inside the torus of an AGN. Shields & McKee (1981) estimate  $\tau_{es} \lesssim 1$  for electrons between BLR clouds, and Laor (2006) estimates  $\tau_{es} \approx 0.3$  for typical BLR clouds. Modelling of BLR clouds with the photoionization code *CLOUDY* (Ferland et al. 1998) gave similar values of  $\tau_{es}$ . We therefore investigated quasi-spherical external scattering regions with  $\tau = 0.5, 1$ , and  $2$ . We also modelled  $\tau = 10$  to investigate effects of significantly larger optical depths. The inflow velocity was taken to be  $1000 \text{ km s}^{-1}$  in all models. Since in this paper we are interested in modeling just the infall and line asymmetry, we simply assumed that the unscattered line had an intrinsic broadening due to bulk motions. We considered infalling scattering shells both inside and outside the BLR. The results are shown in Fig. 1. We show a comparison with the blueshifted CIV profiles in a typical AGN in Fig. 2, and a comparison with the VBLR line profile deduced by SPCA of a sample of AGNs by Brotherton et al. (1994) in Fig. 3.

Our first result was that for a line-emitting region *outside* an infalling scattering shell there was a negligible effect on the line profile (differences mostly smaller than the plotting lines and symbols in the figures). This thus verifies that when there is strong radial stratification of the BLR (see GKN), only the innermost high-ionization lines are blueshifted. This natural explanation of the difference in blueshift with ionization is a big advantage of our scattering model over the outflowing-wind-plus-obscuration model of Gaskell (1982) because in the latter model one has to contrive to have the obscuration affect the outer low-ionization lines less. In our scattering

<sup>4</sup> [www.stokes-program.info](http://www.stokes-program.info)

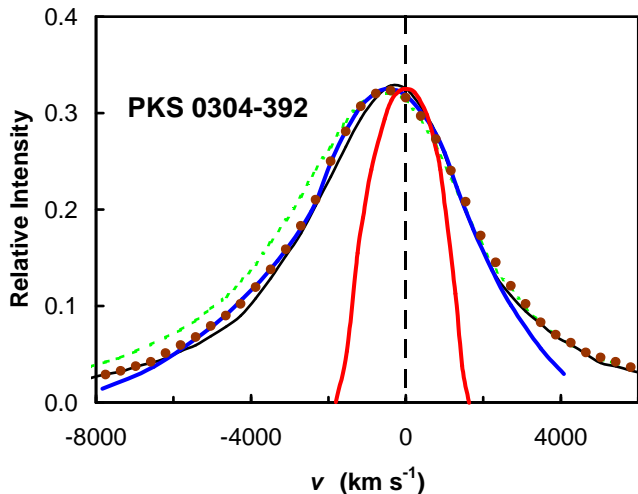


FIG. 2.— The profiles of O I  $\lambda 1305$  (narrow symmetric profile shown in red) and CIV  $\lambda 1549$  (thick blue line) for the quasar PKS 0304-392. The thin black line is the blueshifted profile produced by a spherical distribution of scatters with  $\tau = 0.5$ , and the dashed green line is the profile produced by the same distribution with  $\tau = 1$ . The brown dots are the profile produced by the same  $\tau = 20$  infalling cylindrical distribution shown in Fig. 1. PKS 0304-392 observations taken from Wilkes (1984).

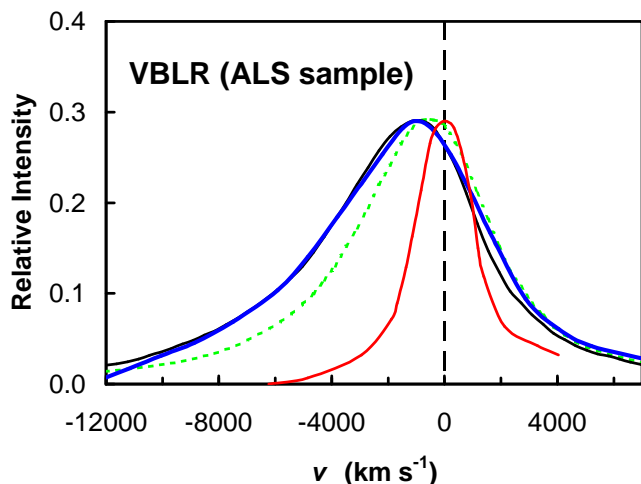


FIG. 3.— The mean intermediate line region (ILR) profiles (narrow red profile), and very broad line region (VBLR) profiles (thick blue line) for the ALS sample of Brotherton et al. (1994). The solid line shows the shifting caused by an external spherical shell of scatters with  $\tau = 2$  infalling at  $1000 \text{ km s}^{-1}$  as shown in Fig. 1. The dotted green line is for a similar shell with  $\tau = 1$ .

model the blueshift of a line only depends on the optical depth and velocity of material *outside* where the line is emitted. As discussed in section 4.4 below, we can therefore easily predict blueshifting as a function of ionization. For example, C III]  $\lambda 1909$  will have a blueshifting about half that of CIV  $\lambda 1549$ , as is observed to be the case (Corbin 1990; Steidel & Sargent 1991).

It can be seen in Fig. 1 that the blueshifting and asymmetry increase with  $\tau$ . For  $\tau \sim 10$  (a much greater electron-scattering optical depth than has been considered for the BLR), both the blueshifting and the asymmetry become much greater than is observed, so we can rule out such high optical depths along the line of sight.

#### 4.2. Rayleigh Scattering in the BLR and Torus

While large electron scattering optical depths are not likely in AGNs, our modelling of BLR clouds with *CLOUDY* showed that for clouds of sufficiently large neutral column densities to produce significant Fe II emission, Rayleigh scattering was over an order of magnitude more important than electron scattering in the UV. This is not surprising for a region where hydrogen, which is the main provider of electrons, is mostly neutral, since a typical Rayleigh cross section is larger in the UV than the Thomson cross section, but the importance of Rayleigh scattering does not seem to have been mentioned before in the connection with AGN clouds.

*STOKES* does not explicitly handle Rayleigh scattering at present, but the angular dependence of Rayleigh scattering and electron scattering is identical, and the variation of scattering cross section across an emission line is unimportant, so Rayleigh scattering can be treated as electron scattering. The effect of Rayleigh scattering off an infalling medium completely covering the source will be to give a very large blueshift as shown in Fig. 1 for  $\tau \sim 10$ . Such Rayleigh scattering would, however, be accompanied by substantial blueshifted low-ionization absorption which is never observed. We can therefore strongly rule out such a *spherical* shell which is optically thick to Rayleigh scattering.

#### 4.3. Scattering off a Flattened BLR and Torus

Gaskell, Klimek, & Nazarova (2008) have argued that in a typical AGN, the BLR, like the torus, has a covering factor of 50% or more. As Smith et al. (2004) and Smith et al. (2005) point out, a significant scale height of the scattering region is also necessary in order to explain the polarization of type-1 AGNs. Since the BLR becomes optically thick and merges with the torus, the optical depth to Rayleigh scattering will become substantial. We therefore modelled an infalling scattering cylindrical torus with a half-opening angle of 45 degrees, an optical depth of 20, and an infall velocity of  $1000 \text{ km s}^{-1}$ . The viewing position is within the half-opening angle. We show the profiles arising from such a model by the dotted curves in Figs. 1 and 2.

It can be seen that the blueshifting produced by such a model differs insignificantly from that produced by the purely spherical scattering model with  $\tau \sim 1$ . However, unlike the spherical model, the shift produced in the torus model depends only on the infall velocity, and is quite insensitive to large optical depths. This is because in the torus case, after one or two scatterings a photon has a high probability of escape within the half-opening angle. The main difference between the quasi-spherical scattering case and the torus case is that the former produces more blueward asymmetry. For most objects, such as the AGN shown in Fig. 2, the difference between the two models is negligible. The advantages of such a flattened BLR and torus are that there is no need to fine tune  $\tau$ , and high Rayleigh scattering optical depths are permitted.

#### 4.4. Blueshifting as a Function of Emission Radius

Our scattering model predicts that the blueshift of a line depends on the infall velocity immediately outside the radius,  $r$ , the line is produced at. The radii that given lines are produced at are known approximately from reverberation mapping, and the GKN self-shielding

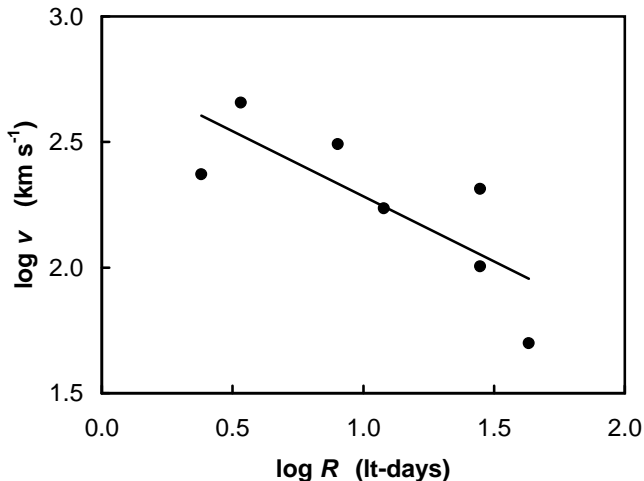


FIG. 4.— Mean blueshifts of emission lines (see text for details) versus the radii,  $R$ , of maximum emission predicted in the GKN model. The line is a least squares fit showing  $\log v$  as a function of  $\log R$ .

photoionization model also predicts relative radii which agree well with the observed radii for NGC 5548. For an infalling BLR we expect the net infall velocity,  $v \propto r^{-0.5}$ . In Fig. 4 we compare the relative radii,  $R$ , lines are emitted at in the GKN model with the mean observed blueshifting velocities for AGNs. The mean blueshift velocity of C III]  $\lambda 1909$  has been taken as half the blueshifting of CIV relative to Mg II (see Fig. 3 of Corbin 1990), and other blueshift velocities have been taken from Tytler & Fan (1992). The predicted radii (in light days) are scaled to NGC 5548. While the blueshifts are for the large samples of AGNs studied by Corbin (1990) and Tytler & Fan (1992), rather than for NGC 5548 itself, there is a similar correlation if the mean blueshifts are plotted against the measured lags for NGC 5548. The least-squares fit line in Fig. 4 gives  $v \propto R^{-0.52}$  which is consistent with the expected slope of -0.50.

## 5. IMPLICATIONS

### 5.1. Mass Inflow Rate

It has long been noted that, for both pure inflow and pure outflow, the mass transfer rate across the BLR is comparable to the accretion rate. Padovani & Rafanelli (1988) have argued, for example, that if the BLR is purely inflowing, then the mass inflow rate in AGNs correlates well with the accretion rate. Calculating the mass inflow rate is straight forward. We illustrate this by considering the CIV emitting region of the well-studied AGN NGC 5548. The sizes of the emitting regions are known in NGC 5548 from reverberation mapping and the continuum shape is also relatively well known. After reddening correction (Gaskell et al. 2004; Gaskell & Benker 2008), GKN get a bolometric luminosity of  $10^{45.07}$  ergs  $s^{-1}$  during the high state of NGC 5548 observed by Korista et al. (1995). (This is only slightly greater than the  $10^{44.85}$  ergs  $s^{-1}$  estimated by Padovani & Rafanelli 1988). Using the GKN continuum, an observed CIV-emitting radius of 8 light-days, and an electron density  $n_H = 10^{10}$ , CLOUDY photoionization models give a thickness of  $10^{13.7}$  cm for the CIV emitting region, and a mass of 1 solar mass. For our adopted inflow velocity of 1000 km  $s^{-1}$  the inflow time from 8 light days is  $\sim 6$  years. Adopting a 50% covering factor (see GKN), this

gives a mass inflow rate of 0.08 solar masses per year.

If we adopt a black hole mass of  $10^{7.9}$  solar masses from the average of the many NGC 5548 black hole mass estimates given by Vestergaard & Peterson (2006), and assume a standard radiative efficiency of 10%, then the Eddington accretion rate is 0.8 solar masses per year, and the accretion rate during the high state studied by GKN is 0.1 solar masses per year. This is comparable to the accretion rate we have calculated from the CIV emitting gas, so we can see that the BLR mass inflow can readily provide the mass inflow rate needed to power NGC 5548. Since we know the size of the CIV emitting region well from reverberation mapping, and the net infall velocity to  $\sim 50\%$  or so, the main uncertainty in this calculation is the density, since the mass inflow rate is proportional to  $n_H^{-1}$ , because gas emits less efficiently at lower densities.

Although we have calculated the mass inflow rate just for NGC 5548, it should be noted that there is no reason to think that NGC 5548 is unusual in this regard. Padovani & Rafanelli (1988) have shown that their estimated mass flow rates (calculated assuming that the entire BLR is inflowing or outflowing) are proportional to the accretion rate needed to produce the bolometric luminosity for a wide variety of AGNs, including objects such as I Zw 1, which we now recognize as a high-accretion-rate narrow-line Seyfert 1.

### 5.2. Producing Inflow

As is well known, to get a net inflow of matter there must be outward transport of angular momentum. This needs viscous coupling between gas at different radii. This has been a long standing problem for classical accretion disk modelling, since ordinary gas viscosity is far too low, and it is now recognized that the necessary viscosity comes from the magneto-rotational instability (MRI) (Balbus & Hawley 1991). Since we have inflow in the BLR, we have the same problem of a need for a viscosity to provide the necessary angular momentum transfer in the BLR gas. We propose that this also comes from the MRI.

### 5.3. The Relationship Between the BLR and the Classical Accretion Disk

It is now recognized that we are viewing most type-1 AGNs within  $\sim 45$  degrees of the axis (see Antonucci 1993 for a review), and hence that we view the BLR close to face on. Even when we see disk-like line profiles, the inclinations are still not great (see, for example, Eracleous & Halpern 1994). Because the observed broad line widths are substantial, and the BLR has to be flattened (see GKN), there *must* be a *substantial* component of random BLR velocity out of the plane. Such a velocity is also necessary to maintain the thickness of the BLR needed to provide the observed covering factor.

The overall motion of the BLR therefore has to be as follows: the main motion is rotational but there is a vertical random (“turbulent”) component of velocity (Osterbrock 1978) that is almost as great as the rotational velocity. Then, as argued above, there is an additional, slower, net inflow. This overall structure of the velocity field in the BLR is indistinguishable from the results of accretion disk magnetohydrodynamic (MHD) calculations such as those of Hawley & Krolik (2001).

Gaskell (2008) has argued that the size of the accretion disk is such that its outer parts (those generating the optical and IR emission) must extend out to within the BLR. We therefore propose on the basis of the similarities of the size, physical processes needed, kinematics, and mass inflow rates, that *the BLR and the outer part of the accretion disk are one and the same*. If, on the other hand, there is a separate accretion disk in the equatorial plane of the BLR (e.g., as in Fig. 6 of Collin-Souffrin et al. 1980), there is a problem because the BLR clouds will be colliding with it.

The strong magnetic fields generated by the MRI solve two major problems. The first is the long-standing “confinement problem” (see Mathews & Capriotti 1985 for a review). Rees (1987) has shown how magnetic fields can confine the BLR clouds. A second problem is the survival problem. Clouds with a random velocity component (e.g., as proposed by Osterbrock 1978) have a mean time between collisions comparable to the orbital timescale (see Osterbrock & Mathews 1986). Cloud–cloud collisions will produce very high Mach number shocks which will immediately destroy the colliding clouds. Strong magnetic fields can prevent shocks from occurring, just as they prevent such collisions in MHD simulations of accretion disks.

## 6. DISCUSSION

### 6.1. High-Accretion-Rate AGNs

As discussed in the introduction, it is well established that high-accretion-rate AGNs (such as NLS1s) show strong blueshifting, and this has been interpreted as evidence for strong outflowing winds in high-accretion-rate AGNs (e.g., Leighly & Moore 2004; Komossa et al. 2008). However, the blueshiftings in NLS1s are merely the extreme of the distribution for AGNs in general, so there is no reason to think that they have a different cause from the shifts in AGNs in general. We therefore propose that the greater blueshifts in NLS1 imply greater *inflow* rates. This result follows quite naturally from our *STOKES* modelling shown in Fig. 1. The amplitude of the blueshifting obviously depends linearly on the inflow velocity. As was shown in Fig. 1, it also depends on the optical depth, especially of material near or along the line of sight. An inflow velocity of  $1000 \text{ km s}^{-1}$ , as we have assumed above, is adequate to explain the typical blueshiftings, but for the most extreme examples, such as Q1338+416, where the shift is almost  $5000 \text{ km s}^{-1}$  (Corbin 1990), a higher infall velocity is needed. In Fig. 1 the blueshifting is roughly proportional to the product of the scattering optical depth and the infall velocity. For a given column length the optical depth depends on the filling factor and density. The mass inflow rate is proportional to the density and inflow rate. Thus, whether a greater optical depth or a greater inflow velocity is responsible for the increased blueshifts, *the blueshift is proportional to the mass inflow rate*.

### 6.2. Estimating Black Hole Masses from C IV Widths

There is considerable interest in estimating black holes masses at high redshifts. Because it is difficult to measure  $H\beta$  at high redshift, it has been suggested that the FWHM of C IV  $\lambda 1549$  can be used instead of the FWHM of  $H\beta$  (Vestergaard 2002; Warner, Hamann, & Dietrich

2003). Our conclusion that the C IV-producing region is infalling rather than outflowing in a wind is good news for such endeavors. However, the FWHM of C IV needs to be used with caution because, not only does scattering cause blueshifting, but it also *broadens* the lines (see Fig. 1). The width of C IV can therefore give an overestimate of the virial velocity in the C IV emitting region. Since it is the square of the line width which enters into the equation for the virial mass, errors in the black hole mass are increased. We have noted above that the blueshifting increases with accretion rate, and that it has also been found to be correlated with radio loudness and the presence of broad absorption lines, so there is a danger of systematic errors when using the FWHM of C IV to estimate masses. It should, however, be possible to empirically correct for these systematic errors by investigating the differences in masses estimated from high- and low-ionization lines as a function of the blueshifting.

### 6.3. Blueshifts of Narrow Lines

It has long been known (Burbidge, Burbidge, & Prendergast 1959) that *narrow* lines in AGNs are blueshifted, and it has been widely assumed that this is a consequence of outflow of the NLR gas and dust (e.g., Dahari & de Robertis 1988). Komossa et al. (2008) have shown that the blueshifting is particularly pronounced in high-accretion-rate NLS1s and that the blueshiftings increase with ionization potential. This is strikingly similar to the situation for the BLR blueshiftings. We therefore suggest that NLR blueshiftings could also be due to infall and scattering.

### 6.4. Determining the Structure of the Scattering Region(s)

The ease with which scattering off inflowing material reproduces the observed blueshifting provides gratifying support for our infalling BLR picture. However, it is disappointing in another sense: because the blueshifting is insensitive to the geometry, and because there is some degeneracy between the inflow rate and optical depth, we cannot get a strong constraint on the geometry and kinematics because of the limited accuracy with which line profiles can be measured. Fortunately, other observations provide constraints on the geometry and kinematics. Two promising ways of studying the distribution and kinematics of the scatters are spectropolarimetry (e.g., Smith et al. 2004, 2005; Goosmann & Gaskell 2007) and polarimetric reverberation mapping (Gaskell et al. 2008a; Shoji et al. in preparation). The combination of the two methods (i.e., high-resolution spectropolarimetric reverberation mapping) promises to be particularly powerful.

## 7. CONCLUSIONS

We have pointed out the problems with the popular outflow/wind explanation for the blueshifting and blueward asymmetry of the high-ionization lines, and shown that velocity-resolved reverberation mapping implies that the broad-line region is inflowing. We have argued that electron or Rayleigh scattering off the infalling medium is responsible for the blueshifting of high-ionization lines, and demonstrated using the *STOKES* Monte Carlo radiative transfer code that such scattering readily reproduces the blueshifts and asymmetries of the



high-ionization lines. Our model also predicts that the relative blueshifts for different lines in the same AGN should be proportional to the inverse square root of the radius the lines are expected to be formed at. Available estimates of relative blueshifts support this.

An infalling BLR has many important implications. Viscosity is required to transport angular momentum outwards. As with traditional accretion disks, this must be due to the magneto-rotational instability. As the BLR inflows it releases energy. The deduced mass inflow rates are comparable to the mass accretion rate needed to power AGNs. We have therefore proposed that the broad-line region *is* the main material accreting onto the black hole. Taken together these conclusions suggest a picture where *the BLR is the outer part of the accretion disk*.

We have argued that the magnitude of the high-ionization blueshifting effect is proportional to the mass-inflow rate. The inflowing BLR picture thus naturally explains why high accretion rate AGNs (NLS1s) show the largest high-ionization-line blueshifts.

The infalling BLR picture supports use of CIV to measure black hole masses in high-redshift AGNs, but be-

cause scattering broadens lines as well as blueshifting them, caution is necessary when using CIV line widths, and a systematic correction could be necessary as a function of blueshifting.

Similarities between NLR and BLR blueshifts suggest that NLR blueshifts could also due to infall and scattering.

Finally, we have pointed out that Rayleigh scattering could be important in AGNs in the ultraviolet and proposed a simple observational test for this.

RW is grateful to the Astronomy Department of the University of Texas for its hospitality during his time as a Tinsley scholar. MG would like to thank Philip Hardee, Liz Klimek, Bill Mathews, and Greg Shields, for helpful discussions of various issues. This research has been supported in part by the US National Science Foundation through grant AST 03-07912, and by the Space Telescope Science Institute through grant AR-09926.01. Development of the *STOKES* code was supported by the Hans-Böckler-Stiftung.

## REFERENCES

- Antonucci, R. R. J 1993, ARA&A, 31, 473  
Auer, L. H., & van Blerkom, D. 1972, ApJ, 178, 175  
Balbus, S. A., & Hawley, J. F. 1991, ApJ, 376, 214  
Baldwin, J. A. 1975, ApJ, 201, 26  
Blandford, R. D., & McKee, C. F. 1982, ApJ, 255, 419  
Blumenthal, G. R., & Mathews, W. G. 1975, ApJ, 198, 517  
Brotherton, M. S., Wills, B. J., Francis, P. J., & Steidel, C. C. 1994, ApJ, 430, 495  
Burbidge, E. M., Burbidge, G. R., & Prendergast, K. H. 1959, ApJ, 130, 26  
Clavel, J., et al. 1991, ApJ, 366, 64  
Collin-Souffrin, S., Joly, M., Dumont, S., & Heidmann, N. 1980, A&A, 83, 190  
Collin-Souffrin, S., Dyson, J. E., McDowell, J. C., & Perry, J. J. 1988, MNRAS, 232, 539  
Corbin, M. R. 1990, ApJ, 357, 346  
Crenshaw, D. M., & Blackwell, J. H., Jr. 1990, ApJ, 358, L37  
Dahari, O., & De Robertis, M. M. 1988, ApJ, 331, 727  
Done, C., & Krolik, J. H. 1996, ApJ, 463, 144  
Eracleous, M., & Halpern, J. P. 1994, ApJS, 90, 1  
Ferland, G. J., Korista, K. T., Verner, D. A., Ferguson, J. W., Kingdon, J. B., & Verner, E. M. 1998, PASP, 110, 761  
Ferrara, A., & Pietrini, P. 1993, ApJ, 405, 130  
Gaskell, C. M. 1982, ApJ, 263, 79  
Gaskell, C. M. 1988, ApJ, 325, 114  
Gaskell, C. M. 1996, ApJ, 464, L107  
Gaskell, C. M. 2008, in The Nuclear Region, Host Galaxy, and Environment of Active Galaxies, Rev. Mex. A&A Conf. Ser. 32, 1 [arXiv:0711.2113]  
Gaskell, C. M., Brandt, W. N., Dietrich, M., Dultzin-Hacyan, D., & Eracleous, M. 1999, Structure and Kinematics of Quasar Broad Line Regions, ASP Conf. Ser. 175  
Gaskell, C. M. & Benker, A. J. 2008, ApJ, submitted [arXiv:0711.1013]  
Gaskell, C. M., Goosmann, R. W., Antonucci, R. R. J., & Whysong, D. H. 2004, ApJ, 616, 147  
Gaskell, C. M., Goosmann, R. W., Merkulova, N. I., Shakhovskoy, N. M., & Shoji, M. 2008a, ApJ Letters, submitted [arXiv:0711.1019]  
Gaskell, C. M., Klimek, E. S., & Nazanova, L. S. 2008b, ApJ, submitted [arXiv:0711.1025] (GKN)  
Gaskell, C. M., & Snedden, S. A. 1997, BAAS, 29, 1252  
Gaskell, C. M., & Snedden, S. A. 1999, in Structure and Kinematics of Quasar Broad Line Regions, ed. C. M. Gaskell, W. N. Brandt, M. Dietrich, D. Dultzin-Hacyan, & M. Eracleous, ASP Conf. Ser. 175, 157  
Gaskell, C. M. & Sparke, L. S. 1986, ApJ, 305, 175  
Goosmann, R. W., & Gaskell, C. M. 2007, A&A, 465, 129  
Hawley, J. F., & Krolik, J. H. 2001, ApJ, 548, 348  
Kallman, T. R., & Krolik, J. H. 1986, ApJ, 308, 805  
Kallman, T. R., Wilkes, B. J., Krolik, J. H., & Green, R. 1993, ApJ, 403, 45  
Kaneko, N., & Ohtani, H. 1968, AJ, 73, 899  
Komossa, S., Xu, D., Zhou, H., Storchi-Bergmann, T., & Binette, L. 2008, preprint [arXiv:0803.0240]  
Koratkar, A. P. & Gaskell, C. M. 1989, ApJ, 345, 637  
Koratkar, A. P., & Gaskell, C. M. 1991a, ApJ, 375, 85  
Koratkar, A. P., & Gaskell, C. M. 1991b, ApJS, 75, 719  
Koratkar, A. P., & Gaskell, C. M. 1991c, ApJ, 370, L61  
Korista, K. T., et al. 1995, ApJS, 97, 285  
Laor, A. 2006, ApJ, 643, 112  
Leighly, K. M., & Moore, J. R. 2004, ApJ, 611, 107  
Lynds, C. R. 1967, ApJ, 147, 396  
Mathews, W. G., & Capriotti, E. R. 1985, in Astrophysics of Active Galaxies and Quasi-Stellar Objects, ed. J. S. Miller (Mill Valley, CA: University Science Books), p. 185  
Mathis, J. S. 1970, ApJ, 162, 761  
Onken, C. A., & Peterson, B. M. 2002, ApJ, 572, 746  
Osterbrock, D. E. 1978, Proc. Natl. Acad. Sci., 75, 540  
Osterbrock, D. E. 1993, ApJ, 404, 551  
Osterbrock, D. E., & Mathews, W. G. 1986, ARA&A, 24, 171  
Padovani, P., & Rafanelli, P. 1988, A&A, 205, 53  
Peterson, B. M., & Wandel, A. 1999, ApJ, 521, L95  
Peterson, B. M., & Wandel, A. 2000, ApJ, 540, L13  
Pronik, V. I., & Sergeev, S. G. 2006, in AGN Variability from X-Rays to Radio Waves, ed. C. M. Gaskell, I. M. McHardy, B. M. Peterson, & S. G. Sergeev, ASP Conf. Ser., 360, 13  
Rees, M. J. 1987, MNRAS, 228, 47P  
Sergeev, S. G., Pronik, V. I., Peterson, B. M., Sergeeva, E. A., & Zheng, W. 2002, ApJ, 576, 660  
Shields, G. A., & McKee, C. F. 1981, ApJ, 246, L57  
Smith, J. E., Robinson, A., Alexander, D. M., Young, S., Axon, D. J., & Corbett, E. A. 2004, MNRAS, 350, 140  
Smith, J. E., Robinson, A., Young, S., Axon, D. J., & Corbett, E. A. 2005, MNRAS, 359, 846  
Snedden, S. A., & Gaskell, C. M. 2004, in AGN Physics with the Sloan Digital Sky Survey, eds. G. T. Richards & P. B. Hall, ASP Conf. Ser., 311, 197  
Snedden, S. A., & Gaskell, C. M. 2007, ApJ, 669, 126  
Snedden, S. A., & Gaskell, C. M. 2008, ApJ, submitted  
Steidel, C. C., & Sargent, W. L. W. 1991, ApJ, 382, 433  
Sulentic, J. W., Marziani, P., & Dultzin-Hacyan, D. 2000, ARA&A, 38, 521

- Sulentic, J. W., Marziani, P., Dultzin-Hacyan, D., Calvani, M., & Moles, M. 1995, *ApJ*, 445, L85
- Sulentic, J. W., Zwitter, T., Marziani, P., & Dultzin-Hacyan, D. 2000, *ApJ*, 536, L5
- Tytler, D., & Fan, X.-M. 1992, *ApJS*, 79, 1
- Vestergaard, M. 2002, *ApJ*, 571, 733
- Vestergaard, M., & Peterson, B. M. 2006, *ApJ*, 641, 689
- Warner, C., Hamann, F., & Dietrich, M. 2003, *ApJ*, 596, 72
- Welsh, W. F., Martino, D. L., Kawaguchi, G., & Kollatschny, W. 2007, in *The Central Engine of Active Galactic Nuclei*, ed. L. C. Ho & J.-M. Wang, *ASP Conf. Ser.*, 373, 29
- Weymann, R. J. 1970, *ApJ*, 160, 31
- Wilkes, B. J. 1984, *MNRAS*, 207, 73
- Wilkes, B. J., & Carswell, R. F. 1982, *MNRAS*, 201, 645
- Wills, B. J., & Browne, I. W. A. 1986, *ApJ*, 302, 56
- Xu, D. W., Komossa, S., Wei, J. Y., Qian, Y., & Zheng, X. Z. 2003, *ApJ*, 590, 73