

Statistics of multiphoton events in spontaneous parametric down-conversion

Wojciech Wasilewski* and Czesław Radzewicz

Institute of Experimental Physics, Warsaw University, Hoża 69, 00-681 Warsaw, Poland

Robert Frankowski and Konrad Banaszek

Institute of Physics, Nicolaus Copernicus University,

Grudziądzka 5, 87-100 Torun, Poland

Abstract

We present an experimental characterization of the statistics of multiple photon pairs produced by spontaneous parametric down-conversion realized in a nonlinear medium pumped by high-energy ultrashort pulses from a regenerative amplifier. The photon number resolved measurement has been implemented with the help of a fiber loop detector. We introduce an effective theoretical description of the observed statistics based on parameters that can be assigned direct physical interpretation. These parameters, determined for our source from the collected experimental data, characterize the usefulness of down-conversion sources in multiphoton interference schemes that underlie protocols for quantum information processing and communication.

PACS numbers: 42.50.Ar, 42.65.Lm, 42.50.Dv

*Electronic address: wwasil@fuw.edu.pl

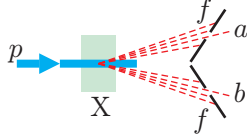


FIG. 1: (Color online) A schematic of a spontaneous parametric down-conversion source. The nonlinear crystal X is pumped with a laser beam p . Generated photons are highly correlated and useful modes a and b are typically selected by narrow spatial and frequency filters f .

I. INTRODUCTION

Spontaneous parametric down-conversion (SPDC) is the basic source of non-classical light in experimental quantum optics [1], testing foundations of the quantum theory [2], and implementing protocols for quantum information processing and communication [3]. The essential feature of SPDC is the guarantee that the photons are always produced in pairs, and suitable arrangements allow one to generate various types of classical and quantum correlations within those pairs.

The physics of SPDC depends strongly on optical properties of nonlinear media in which the process is realized. This leads to an interplay between different characteristics of the source and usually imposes trade-offs on its performance. For example, many experiments require photon pairs to be prepared in well-defined single spatio-temporal modes. In contrast, photons generated in typical media diverge into large solid angles and are often correlated in space and time, as shown schematically in Fig. 1. Specific modes can be selected afterwards by coupling the output light into single-mode fibers and inserting narrowband spectral filters. However, it is usually not guaranteed that both the photons in a pair will always have the matching modal characteristics, and in many cases only one of the twin photons will get coupled in [4]. This effect, which can be modelled as a loss mechanism for the produced light, destroys perfect correlations in the numbers of twin photons. These losses come in addition to imperfect detection, and can be described jointly using overall efficiency parameters.

The effects of losses become more critical when the SPDC source is pumped with powers so high that it is no longer possible to neglect the contribution of events when multiple pairs have been simultaneously produced [5]. Such a regime is necessary to carry out multiphoton interference experiments, it can be also approached when increasing the production rate of

photon pairs. One is then usually interested in postselecting through photocounting the down-conversion term with a fixed number of photon pairs and observing its particular quantum statistical features [6]. In the presence of losses the same number of photocounts can be generated by higher-order terms when some of the photons escape detection. However, the statistical properties of such events can be completely different, thus masking the features of interest. Although some quantum properties may persist even in this regime, with a notable example of polarization entanglement [7], their extraction and utilization becomes correspondingly more difficult.

The present paper is an experimental study of multiphoton events in spontaneous parametric down-conversion with particular attention paid to the effects of filtering and losses. The multiple-pair regime is achieved by pumping the nonlinear crystal by the frequency-doubled output of a 300 kHz titanium-sapphire regenerative amplifier system. The kilohertz repetition rate has allowed us to count the number of the photons at the output with the help of the loop detector [8]. Using a simplified theoretical description of the SPDC source we introduce effective parameters that characterize its performance in multiphoton experiments. The obtained results illustrate trade-offs involved in experiments with multiple photon pairs and enable one to select the optimal operation regime for specific applications.

This paper is organized as follows. First we describe a theoretical model for SPDC statistics in Sec. II. Sec. III introduces effective parameters to characterize SPDC sources. The experimental setup and measurement results are presented in Sec. IV. Finally, Sec. V concludes the paper.

II. SPDC STATISTICS

We will start with a simple illustration of the effects of higher-order terms in SPDC. Suppose for simplicity that the source produces a two-mode squeezed state which can be written in the perturbative expansion as $|0, 0\rangle + r|1, 1\rangle + r^2|2, 2\rangle + \dots$, where r measures squeezing and is assumed to be real. For two-photon experiments, the relevant term is $|1, 1\rangle$ and the contribution of the higher photon number terms can be neglected as long as $r \ll 1$. This enables postselecting the two-photon term and observing associated quantum effects, such as Hong-Ou-Mandel interference. Suppose now that each of the modes is subject to losses characterized by $1 - \eta$, where η is the overall efficiency. Losses may transform the term

$|2, 2\rangle$ into $|2, 0\rangle$ or $|0, 2\rangle$, whose presence will lower the visibility of the Hong-Ou-Mandel interference. The two-photon term now occurs with the probability $\eta^2 r^2$, while the four-photon term effectively produces one of the states $|2, 0\rangle$ or $|0, 2\rangle$ with the total probability equal to $2(1 - \eta)^2 \eta^2 r^4$. This constitutes a fraction of $2(1 - \eta)^2 r^2$ of the events that come from single pairs produced by the source. This fraction can easily become comparable with one, especially when the losses are large.

Let us now develop a general model of photon statistics produced by an SPDC source. In the limit of a classical undepleted pump the output field is described by a pure multimode squeezed state. By a suitable choice of spatio-temporal modes, called characteristic modes, such a state can be brought to the normal form [9] in which modes are squeezed pairwise. Denoting the annihilation operators of the characteristic modes by \hat{a}_k and \hat{b}_k , the non-vanishing second-order moments can be written as:

$$\begin{aligned}\langle \hat{a}_k^\dagger \hat{a}_l \rangle &= \langle \hat{b}_k^\dagger \hat{b}_l \rangle = \frac{\delta_{kl}}{2} (\cosh 2r_k - 1) \\ \langle \hat{a}_k \hat{b}_l \rangle &= \langle \hat{a}_k^\dagger \hat{b}_l^\dagger \rangle^* = \frac{\delta_{kl}}{2} \sinh 2r_k\end{aligned}\quad (1)$$

where r_k is the squeezing parameter for the k th pair of modes. Because the state of light produced in SPDC is gaussian, these equations, combined with the fact that first-order moments vanish $\langle \hat{a}_k \rangle = \langle \hat{b}_k \rangle = 0$ define fully quantum statistical properties of the output field.

Let us first consider the case when the spatial and spectral filters placed after the source select effectively single field modes. The annihilation operators \hat{a} and \hat{b} are given by linear combinations of the characteristic modes:

$$\hat{a} = \sum_k t_k \hat{a}_k \qquad \hat{b} = \sum_k t'_k \hat{b}_k \quad (2)$$

where t_k and t'_k describe amplitude transmissivities of the filters for the characteristic modes and $\sum_k |t_k|^2 = \sum_k |t'_k|^2 = 1$. Because the complete multimode state is gaussian, the reduced state of the modes \hat{a} and \hat{b} is also gaussian, and it is fully characterized by the average numbers of photons $\bar{n} = \langle \hat{a}^\dagger \hat{a} \rangle$ and $\bar{n}' = \langle \hat{b}^\dagger \hat{b} \rangle$, and the moment $S = \langle \hat{a} \hat{b} \rangle$. These quantities can be written in terms of the multimode moments given in Eq. (1), but we will not need here explicit expressions. It will be convenient to describe the quantum state of the modes \hat{a} and \hat{b} with the help of the Wigner function:

$$W_{\hat{\rho}}(\alpha, \beta) = \frac{1}{\pi^2 \sqrt{\det \mathbf{C}}} \exp\left(-\frac{1}{2} \boldsymbol{\alpha}^\dagger \mathbf{C}^{-1} \boldsymbol{\alpha}\right) \quad (3)$$

where $\boldsymbol{\alpha} = (\alpha, \alpha^*, \beta, \beta^*)^T$ and \mathbf{C} is the correlation matrix composed of symmetrically ordered second order moments:

$$\mathbf{C} = \begin{pmatrix} \bar{n} + \frac{1}{2} & 0 & 0 & S \\ 0 & \bar{n} + \frac{1}{2} & S^* & 0 \\ 0 & S & \bar{n}' + \frac{1}{2} & 0 \\ S^* & 0 & 0 & \bar{n}' + \frac{1}{2} \end{pmatrix}. \quad (4)$$

Given the Wigner function of the reduced state for the modes \hat{a} and \hat{b} in the Gaussian form, the calculation of the joint count statistics $\rho_{n,m}$ is straightforward. It will be useful to introduce an operator representing the generating function of the joint count statistics

$$\hat{\Xi}(x, y) = \sum_{n,m} x^n y^m |n, m\rangle \langle n, m| = x^{\hat{a}^\dagger \hat{a}} y^{\hat{b}^\dagger \hat{b}} \quad (5)$$

whose expectation value over the quantum state expanded into the power series yields the joint count statistics ρ_{nm} :

$$\rho_{n,m} = \frac{1}{n!m!} \frac{d^{n+m}}{dx^n dy^m} \langle \hat{\Xi}(x, y) \rangle \Big|_{x=y=0} \quad (6)$$

Because the operator $\hat{\Xi}(x, y)$ is formally equal, up to a normalization constant, to product of density matrices describing thermal states of modes \hat{a} and \hat{b} with average photon numbers $x/(1-x)$ and $y/(1-y)$ respectively, the corresponding Wigner function has a Gaussian form:

$$W_{\hat{\Xi}}(\alpha, \beta) = \frac{4}{\pi^2(1+x)(1+y)} \times \exp\left(-2|\alpha|^2 \frac{1-x}{1+x}\right) \exp\left(-2|\beta|^2 \frac{1-y}{1+y}\right). \quad (7)$$

Using the above expression it is easy to evaluate the generating function for the joint count statistics by integrating the product of the respective Wigner functions:

$$\begin{aligned} \langle \hat{\Xi}(x, y) \rangle &= \pi^2 \int d^2\alpha d^2\beta W_{\hat{\Xi}}(\alpha, \beta) W_{\hat{\rho}}(\alpha, \beta) \\ &= \frac{1}{N+1 - N(\eta x + 1 - \eta)(\eta' y + 1 - \eta')} \end{aligned} \quad (8)$$

where we introduced the following three parameters:

$$\begin{aligned} \eta &= \frac{1}{\bar{n}'} (|S|^2 - \bar{n}\bar{n}') \\ \eta' &= \frac{1}{\bar{n}} (|S|^2 - \bar{n}\bar{n}') \\ N &= \frac{\bar{n}\bar{n}'}{|S|^2 - \bar{n}\bar{n}'} = \frac{\bar{n}}{\eta} = \frac{\bar{n}'}{\eta'} \end{aligned} \quad (9)$$

These three parameters have a transparent physical interpretation in the regime when $|\langle \hat{a}\hat{b} \rangle|^2 > \langle \hat{a}^\dagger \hat{a} \rangle \langle \hat{b}^\dagger \hat{b} \rangle$. Then, it is easy to check that the generating function given in Eq. (8) describes the count statistics of a plain two-mode squeezed state whose two modes have been sent through lossy channels with transmissivities η and η' , and the average number of photons produced in each of the modes was equal to N . Note that the inequality $|\langle \hat{a}\hat{b} \rangle|^2 > \langle \hat{a}^\dagger \hat{a} \rangle \langle \hat{b}^\dagger \hat{b} \rangle$ implies nonclassical correlations between the modes \hat{a} and \hat{b} . If the opposite condition is satisfied, the state can be represented as a statistical mixture of coherent states in modes \hat{a} and \hat{b} with correlated amplitudes. In this case, it is not possible to carry out an absolute measurement of losses.

III. PARAMETERS

In a realistic situation, the spectral filters employed in the setup are never sufficiently narrowband to ensure completely coherent filtering. Therefore a sum of counts originating from multiple modes will be observed. We will model this effect by assuming that the detected light is composed of a certain number of \mathcal{M} modes with identical quantum statistical properties described in the preceding section. The generating function $\Xi(x, y)$ for count statistics is therefore given by the \mathcal{M} -fold product of the expectation value $\langle \hat{\Xi}(x, y) \rangle$ calculated in Eq. (8):

$$\Xi(x, y) = \langle \hat{\Xi}(x, y) \rangle^{\mathcal{M}} \quad (10)$$

The parameter \mathcal{M} , which we will call the equivalent number of modes, can be read out from the variance of the count statistics in one of the arms characterized by the generating function $\Xi(x, y)$. For a single mode source the variance is equal to that of a thermal state with $(\Delta n)^2 = \langle n \rangle + \langle n \rangle^2$. It is easily seen that for \mathcal{M} equally populated modes the variance becomes reduced to the value $(\Delta n)^2 = \langle n \rangle + \langle n \rangle^2 / \mathcal{M}$. Solving this relation for \mathcal{M} leads us to a measurable parameter that will help us to characterize the effective number of detected modes:

$$\mathcal{M} = \frac{\langle n \rangle^2}{(\Delta n)^2 - \langle n \rangle}. \quad (11)$$

Note that \mathcal{M} is closely related to the inverse of the Mandel parameter [10].

The second parameter we will use to characterize the SPDC source measures the overall losses experienced by the produced photons. Let us first note that in the perturbative regime, when all the squeezing parameters $r_k \ll 1$, each one of the quantities \bar{n} , \bar{n}' , and $|S|^2$

appearing in Eq. (9) is proportional to the pump intensity. In this regime the efficiencies can be approximated by the ratios $\eta \approx |S|^2/\bar{n}'$ and $\eta' \approx |S|^2/\bar{n}$ that are independent of the pump intensity. On the other hand, the average photon numbers $\langle n \rangle$ and $\langle n' \rangle$ in both the arms are linear in the pump power.

Following early works on squeezing [11], we will introduce here a parameter that quantifies the subpoissonian character of correlations between the counts n and n' in the two arms of the setup. First we define a stochastic variable:

$$\delta = \left(\frac{n}{\langle n \rangle} - \frac{n'}{\langle n' \rangle} \right) / \sqrt{\frac{1}{\langle n \rangle} + \frac{1}{\langle n' \rangle}}. \quad (12)$$

This definition takes into account the possibility of different losses in the two arms through a suitable normalization of the count numbers. The subpoissonian character of the correlations can be tested by measuring the average $\langle \delta^2 \rangle$. The semiclassical theory predicts $\langle \delta^2 \rangle \geq 1$, while for two beams with count statistics characterized by the generating function $\langle \hat{\Xi}(x, y) \rangle^{\mathcal{M}}$ one obtains:

$$\langle \delta^2 \rangle = 1 - 2 / \left(\frac{1}{\eta} + \frac{1}{\eta'} \right) < 1. \quad (13)$$

In the case of equal efficiencies $\eta = \eta'$ this expression reduces simply to $\langle \delta^2 \rangle = 1 - \eta$. We will use the last relation as a method to measure the average overall efficiency of detecting the state produced by the SPDC source.

As discussed at the beginning of Sec. II, the initial quantum state of light used for many experiments should ideally be in a state $|1, 1\rangle$ or $|2, 2\rangle$. In the perfect case of two-mode squeezing and negligible losses, such states can be isolated through postselection of the SPDC output on the appropriate number of counts. In practice, the postselected events will also include other combinations of input photon numbers. Because typical detectors have limited or no photon number resolution, one needs to take into account also the deleterious contribution of higher total photon numbers. This leads us to the following definition of the parameter measuring the contamination of photon pairs with other terms that cannot be in general removed through postselection:

$$\varepsilon_2 = 1 - \frac{\rho_{1,1}}{\sum_{k+l \geq 2} \rho_{k,l}} \quad (14)$$

An analogous definition can be given for quadruples of photons, which ideally should be

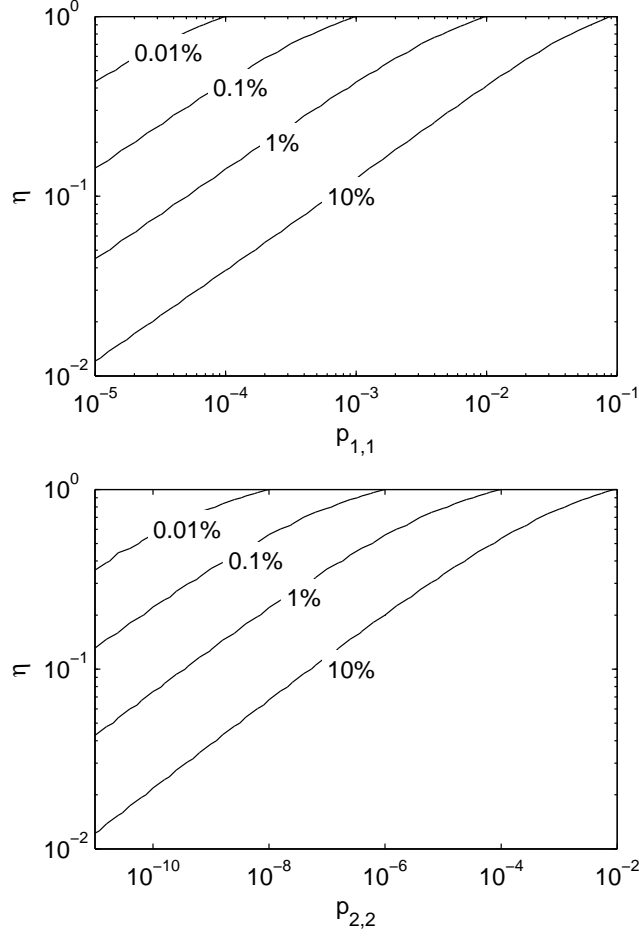


FIG. 2: Contour plots of the contamination parameters for single photon pairs ε_2 (upper plot) and double photon pairs ε_2 (lower plot) as a function of the overall efficiency η and the respective production rates $p_{1,1}$ and $p_{2,2}$. The calculations have been carried out in the regime of single selected modes when $\mathcal{M} = 1$.

prepared in a state $|2, 2\rangle$:

$$\varepsilon_4 = 1 - \frac{\rho_{2,2}}{\sum_{k+l \geq 4} \rho_{k,l}}. \quad (15)$$

In Fig. 2 we depict contour plots of the contamination parameters ε_2 and ε_4 as a function of the production rates and the overall efficiency. It is clearly seen that the non-unit efficiency imposes severe bounds on the production rates that guarantee single or double photon pair events sufficiently free from spurious terms. The graphs also imply that strong pumping is not a sufficient condition to achieve high production rates, but it needs to be combined with a high efficiency of collecting and detecting photons.

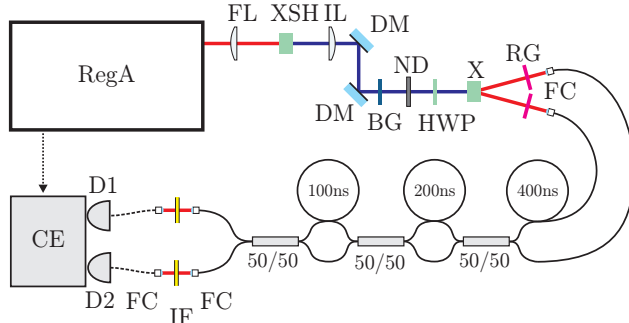


FIG. 3: (Color online) Experimental setup. RegA, Regenerative amplifier; FL, IL, lenses; XSH, second harmonic crystal; DM, dichroic mirrors; BG, blue glass filter; ND, neutral density filter; HWP, half wave plate; X, downconversion crystal; RG, red glass filters; FC, fiber coupling stages; IF, interference filter; D1, D2, avalanche photodiodes; CE, coincidence electronics. Thin solid lines indicate single mode fibers, dashed lines — multimode fibers.

IV. EXPERIMENTAL RESULTS

The experimental setup is depicted in the Fig. 3. The master laser (RegA 9000 from Coherent) produces a train of 165 fs FWHM long pulses at a 300 kHz repetition rate centered at the wavelength 774 nm, with 300 mW average power. The pulses are doubled in the second harmonic generator XSH based on a 1 mm thick beta-barium borate (BBO) crystal cut for a type-I process. Ultraviolet pulses produced this way have 1.3 nm bandwidth and 30 mW average power. They are filtered out of the fundamental using a pair of dichroic mirrors DM and a color glass filter BG (Schott BG39), and imaged using a 20 cm focal length lens IL on a downconversion crystal X, where they form a spot measured to be $155 \mu\text{m}$ in diameter. The power of the ultraviolet pulses, prepared in the polarization perpendicular to the plane of the setup, is adjusted using neutral density filters ND and a motorized half waveplate. The type-I down-conversion process takes place in a 1 mm thick BBO crystal X cut at 29.7° to the optic axis, and oriented for the maximum source intensity.

The down-converted light emerging at the angle of 2.5° to the pump beam is coupled into a pair of single mode fibers placed at the opposite ends of the down-conversion cone. The fibers and the coupling optics define the spatial modes in which the down-conversion is observed [12]. The coupled photons enter the loop detector [8] in which light from either arm can propagate towards one of the detectors through eight distinct paths. The minimal

delay difference between two paths is 100 ns, more than twice the dead time of the detectors. Finally the photons exit the fiber circuit, go through interference filters IF and are coupled into multimode fibers which route them directly to single photon counting modules SPCM (PerkinElmer SPCM-AQR-14-FC) connected to fast coincidence counting electronics (custom-programmed Virtex4 prototype board ML403 from Xilinx) detecting events in a proper temporal relation to the master laser pulses. The measurement series are carried out with pairs of interference filters of varying spectral widths.

The measurement proceeds as follows: for each pair of interference filters the loop detector is calibrated using data collected at a very low pump light intensities, when the chance of more than one photon entering the fiber circuit is negligible compared to the rate single photons appear. This allows one to calculate the complete matrix of conditional probabilities $P_{k,n}$ of observing k detector clicks with n initial photons [8, 13] for one arm, and analogously $P'_{l,m}$ for the second arm. The losses in the detectors and in the fiber circuit are assumed to contribute to the overall efficiencies η and η' . Thus $P_{k,n}$ and $P'_{l,m}$ describe lossless loop detectors for which $P_{1,1} = 1$. After the calibration, the counts are collected for approximately 10^8 master laser pulses for each chosen intensity of the pump, which yields the probabilities $p_{k,l}$ of observing k clicks in one arm and l in the other one. These probabilities are related to the joint count probability $\rho_{n,m}$ corrected for combinatorial inefficiencies of the loop detector through the formula:

$$p_{k,l} = \sum_{n,m} P_{k,n} P'_{l,m} \rho_{n,m}. \quad (16)$$

The probabilities $\rho_{n,m}$ can be retrieved from experimentally measured $p_{k,l}$ using the maximum likelihood estimation technique [14]. An exemplary joint photon number distribution reconstructed from the experimental data is shown in Fig. 4. The results of the reconstruction are subsequently used to calculate the parameters of the source discussed in the preceding section.

In Fig. 5 we depict the reconstructed equivalent number of modes \mathcal{M} in single arm for different filtering and pump intensities. This quantity can be also understood as a measure of how many incoherent modes a photon from the source occupies. Naturally, \mathcal{M} drops with application of narrowband spectral filtering since it erases the information on the exact time the photon pair was born in the nonlinear crystal. It also is seen that \mathcal{M} is practically independent on the pumping intensity, as predicted in Sec. III.

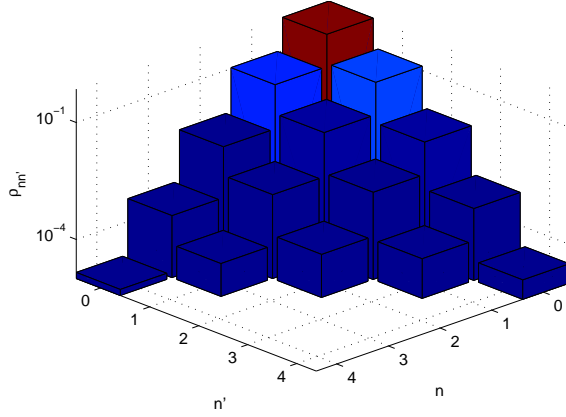


FIG. 4: An exemplary joint photon number distribution measured without spectral filters. The average photon numbers in the two arms are $\langle n \rangle = 0.15$ and $\langle n' \rangle = 0.18$.

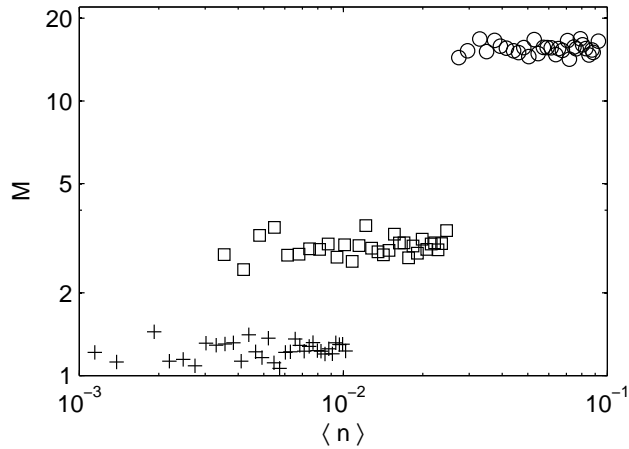


FIG. 5: The equivalent number of modes \mathcal{M} in a single arm as a function of the average photon number $\langle n \rangle$, for measurements carried out without interference filters (circles), with 10 nm FWHM filters (squares) and 5 nm FWHM filters (crosses).

The average overall efficiency of the squeezed state calculated as $\eta = 1 - \langle \delta^2 \rangle$ is shown in Fig. 6. It is seen that the efficiency decreases with an application of narrowband filtering, which again is easily understood. In addition, η exhibits a very weak dependence on the pump intensity which again agrees with theoretical predictions for the regime when the average number of photons is much less than one. A relatively large difference in η between 10 nm and 5 nm interference filters can be explained by the fact that in the latter case the selected bandwidth becomes narrower than the characteristic scale of spectral correlations

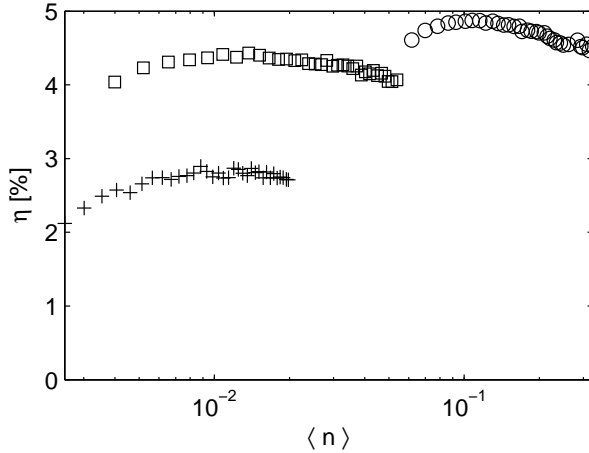


FIG. 6: The equivalent detection efficiency η as a function of the total average photon number $\langle n \rangle$, measured without interference filters (circles), with 10 nm FWHM filters (squares) and 5 nm FWHM filters (crosses).

within a pair. Consequently, the filter in one arm selects only a fraction of photons conjugate to those that have passed through the filter placed in the second arm. This observation is consistent with the determination of the parameter \mathcal{M} , which shows that for 5 nm filters effectively single spectral modes are selected.

Finally, in Figs. 7 and 8 we plot the respective contamination parameters for single ε_2 and double ε_4 photon pairs, that describes non-postselectable contributions of other photon terms to the output. As expected, the contamination grows with decreasing overall efficiency η that corresponds to narrowing the spectral bandwidth, as well as with the increasing pair production rates. It is noteworthy that the measurement results agree well with fitted theoretical curves whose parameters match those that can be read out from Figs. 5 and 6. It is seen that in the regime the experiment was carried out the contamination is rather significant, and it would affect substantially effects such as two-photon interference. This limits in practice the energy of pump pulses—and consequently the production rates—that result in photon pairs sufficiently free from spurious terms. The effect is particularly dramatic in the case of ε_4 , where genuine double pairs appear only in approximately half of all the events.

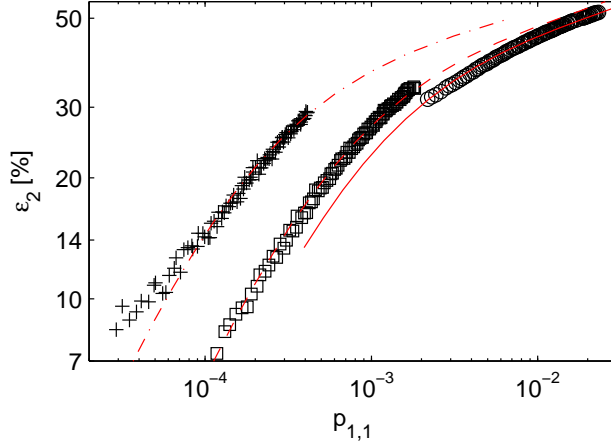


FIG. 7: (color online) The contamination parameter ε_2 for single photon pairs as a function of the pair production rate, measured without interference filters (circles), with 10nm FWHM filters (squares) and 5nm FWHM filters (crosses). The parameters of the fitted theoretical curves are: $\mathcal{M} = 16.6$ and $\eta = 4.5\%$ (red solid line), $\mathcal{M} = 3.1$ and $\eta = 4.2\%$ (red dashed line) and $\mathcal{M} = 1.5$ and $\eta = 2.6\%$ (red dash-dot line).

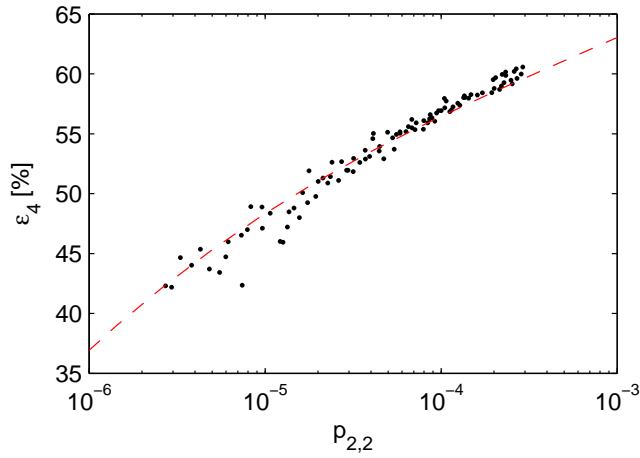


FIG. 8: (color online) The contamination coefficient ε_4 for double photon pairs as a function of the production rate, measured without interference filters (dots). The parameters of the fitted theoretical curve are: $\mathcal{M} = 16$ and $\eta = 4.9\%$ (red dashed line). Measurements with interference filters did not provide statistically significant data.

V. CONCLUSIONS

Despite the simplicity of the basic concept, the application of SPDC sources in more complex quantum optics and quantum information processing experiments requires a careful choice of operating conditions. The actual output state is a result of a subtle interplay between the pump strength, spatial and spectral filtering of the output, and the losses experienced by the signal. In this paper we concentrated on the features of the photon number distribution and developed an effective theoretical description. Starting from the fact that the SPDC output processed by arbitrary passive linear optics is given by a gaussian state, we introduced effective parameters characterizing the joint photon number distribution. The first parameter is the effective number of orthogonal modes that impinge on each of the detectors. This parameter carries information about the modal purity of the photons produced in each arm. The second parameter characterizes average losses experienced by the SPDC output, and can be calculated as a suitably normalized variance of the count difference. Finally, we also proposed and determined experimentally a measure of the contamination of photon pairs by other spurious terms that in general cannot be rejected by postselection and may contribute to an unwanted background. We showed that the presence of such a background puts stringent requirements on the detection efficiency if a bright source with high pair generation probability is desired. These constraints become very challenging when designing multiple-pair experiments.

Acknowledgments

We acknowledge helpful discussions with C. Silberhorn and I. A. Walmsley. This work has been supported by the Polish budget funds for scientific research projects in years 2005-2008 and the European Commission under the Integrated Project Qubit Applications (QAP) funded by the IST directorate as Contract Number 015848. The experiment has been carried out in the National Laboratory for Atomic, Molecular, and Optical Physics in Toruń, Poland.

-
- [1] C. K. Hong, Z. Y. Ou, and L. Mandel. *Phys. Rev. Lett.* **59**, 2044 (1987).
 - [2] P. G. Kwiat, E. Waks, A. G. White, I. Appelbaum, and P. H. Eberhard, *Phys. Rev. A* **60**, R773

- (1999); T. Paterek, A. Fedrizzi, S. Gröblacher, T. Jennewein, M. Żukowski, M. Aspelmeyer, and A. Zeilinger, *Phys. Rev. Lett.* **99**, 210406 (2007); C. Branciard, A. Ling, N. Gisin, C. Kurtsiefer, A. Lamas-Linares, and V. Scarani, *ibid.* **99**, 210407 (2007).
- [3] J. L. O’Brien, G. J. Pryde, A. G. White, T. C. Ralph, D. Branning, Nature **426**, 264 (2003); P. Walther, K. J. Resch, T. Rudolph, E. Schenck, H. Weinfurter, V. Vedral, M. Aspelmeyer, and A. Zeilinger, *ibid.* **434**, 169 (2005); M. Halder, A. Beveratos, N. Gisin, V. Scarani, C. Simon, and H. Zbinden, *Nature Physics* **3**, 692 (2007); G. Vallone, E. Pomarico, F. De Martini, and P. Mataloni, *Phys. Rev. Lett.* **100**, 160502 (2008).
- [4] A.B. U’Ren, K. Banaszek, I.A. Walmsley, *Quantum Inf. Comput.* **3**, 480 (2003).
- [5] O. Alibart, J. Fulconis, G. K. L. Wong, S. G. Murdoch, W. J. Wadsworth, and J. G. Rarity, *New J. Phys.* **8**, 67 (2006).
- [6] F. W. Sun, B. H. Liu, Y. F. Huang, Z. Y. Ou, and G. C. Guo, *Phys. Rev. A* **74**, 033812 (2006).
- [7] G. A. Durkin, C. Simon, J. Eisert, and D. Bouwmeester, *Phys. Rev. A* **70**, 062305 (2004); H. S. Eisenberg, G. Khoury, G. A. Durkin, C. Simon, and D. Bouwmeester, *Phys. Rev. Lett.* **93**, 193901 (2004).
- [8] D. Achilles, C. Silberhorn, C. Śliwa, K. Banaszek, and I. A. Walmsley, *Opt. Lett.* **28**, 2387 (2003); M. J. Fitch, B. C. Jacobs, T. B. Pittman, and J. D. Franson, *Phys. Rev. A* **68**, 043814 (2003).
- [9] Arvind, B. Dutta, N. Mukunda, and R. Simon, *Pramana-J. Phys.* **45**, 471 (1995); R. S. Bennink and R. W. Boyd, *Phys. Rev. A* **66**, 053815 (2002); A. Botero and B. Reznik, *ibid.* **67**, 052311 (2003); S. L. Braunstein, *ibid.* **71**, 055801 (2005); W. Wasilewski, A. I. Lvovsky, K. Banaszek, and C. Radzewicz, *ibid.* **73**, 063819 (2006).
- [10] L. Mandel, *Opt. Lett.* **4**, 205 (1979).
- [11] D. T. Smithey, M. Beck, M. Belsley, and M. G. Raymer, *Phys. Rev. Lett.* **69**, 2650 (1992).
- [12] F. A. Bovino, P. Varisco, A. M. Colla, G. Castagnoli, G. Di Giuseppe, and A. V. Sergienko, *Opt. Comm.* **227**, 343 (2003); S. Castelletto, I. P. Degiovanni, A. Migdall, and M. Ware *New J. Phys.* **6**, 87 (2004); A. Dragan, *Phys. Rev. A* **70**, 053814 (2004).
- [13] H. Paul, P. Törmä, T. Kiss, and I. Jex, *Phys. Rev. Lett.* **76**, 2464 (1996).
- [14] Z. Hradil, *Phys. Rev. A* **55**, R1561 (1997); D. Mogilevtsev, *Opt. Comm.* **156**, 307 (1998); K. Banaszek, G. M. D’Ariano, M. G. Paris, and M. F. Sacchi, *Phys. Rev. A* **61**, 010304 (2000).