

Rotation of the swing plane of Foucault's pendulum and Thomas spin precession: Two faces of one coin.*

M. I. Krivoruchenko^{†‡}

*Institut für Theoretische Physik, Tübingen Universität, Auf der Morgenstelle 14
D-72076 Tübingen, Germany*

Using elementary geometric tools, we derive essentially in the same way expressions for rotation angle of the swing plane of Foucault's pendulum and rotation angle of spin of relativistic particle moving along circular orbit (Thomas precession effect).

PACS numbers: 01.55.+b,01.65.+g,02.40.Ky,03.30.+p

Léon Foucault made first pendulum experiment in Paris in January 1851 with a 2 m long wire in order to highlight the rotation of Earth by observing rotation of the plane of swings. The next experiment with a pendulum 11 meters in length has been made at the observatory of Paris. Louis-Napoléon Bonaparte, the first titular President of the French Republic and nephew of the famed Napoleon I of France, had been informed of the Foucault's works and proposed him to carry out his experiment in a prestigious place at the Panthéon. The experiment took place on March 31, 1851 with a wire of 67 m long supporting a 28-Kg pendulum bob.

The Earth completes one rotation in the counterclockwise direction relative to the remote stars during 1 sidereal day = 23 hours, 56 minutes, 4.091 seconds. If Earth would be fixed and motionless, as it was embraced by both Aristotle and Ptolemy, and most Greek philosophers [1, 2], the swing plane of Foucault's pendulum could not rotate. If rotation of the remote stars is attributed thoroughly to the rotation of Earth, the swing plane does rotate. A pendulum oscillating in one and the same plane with respect to the remote stars appears as turning in the clockwise direction for a person who observes the pendulum on Earth in the Northern Hemisphere. During 1 sidereal day, the swing plane would rotate by $\varphi_E = 2\pi$ angle. The pendulum dynamics is affected by gravitational force of Earth, Coriolis and centrifugal forces. The observed rotation frequency, $\dot{\varphi}_E \approx -11^\circ$ per hour, of Foucault's pendulum is distinct from $-360^\circ/24 = -15^\circ$ per hour and distinct from zero. The sign minus shows that the swing plane rotates clockwise.

A popular historic and scientific introduction to the Foucault's experiment can be found in Ref. [3].

As a consequence of the classical mechanics (see e.g. [4, 5]), the rotation angle relative to the remote stars

during 1 sidereal day equals, for small swing angles,

$$\varphi_S = 2\pi(1 - \cos \vartheta), \quad (1)$$

where ϑ is the polar angle (for Panthéon in Paris $\vartheta = 41.15^\circ$). The rotation angles relative to the remote stars and Earth are connected by $\varphi_S = 2\pi + \varphi_E$.

Rotation of the plane of swings gave the first evidence for rotation of Earth by terrestrial means.

The dynamics of Foucault's pendulum admits an elementary description if one takes the fact, that the plane of swings undergoes *parallel transport* along the surface of Earth, into account. This property is not fundamental, but it is simply a consequence of Newtonian mechanics. In particular, if Earth would have nonvanishing flattening $f \neq 0$ ($f = (a - c)/a$ where a is the equatorial radius and b is the polar radius of ellipsoid), the swing plane of Foucault's pendulum could not experience parallel transport anymore. Actually, this is the case for Earth, however, with very small flattening $f \approx 1/300$. We can treat thereby Earth as an ideal sphere and neglect small deviations from parallel transport.

In the small swing angle approximation, the bob's velocity belongs to the tangent space. Also, the swing plane can be characterized by a vector orthogonal to it. Such a vector belongs to the tangent space too.

Tangent space consists of vectors transforming linearly under general non-linear transformations of the coordinate systems. If there are no dynamical reasons i.e. no external force to change the course of the evolution, tangent vectors experience parallel transport. This is called *motion by inertia*.

The kinematic basis for what is known today as Thomas precession has been discovered in 1913 year by French mathematician Émile Borel [6]. He described the effect of precession of axes of a rigid body on a circular orbit and pointed out its physical origin which lies in the noncommutativity of noncollinear Lorentz transformations. Borel provided the lowest order estimate of the effect.

The same year two young mathematicians from Göttingen Ludwig Föppl and Percy John Daniell [7, 8] derived exact expression for the rotation angle due to Thomas precession, corresponding to one period of a uni-

*A section of the invited lecture *Hyperfine structure and decays of Ω^- exotic atoms* delivered by author at the Institut für Kernphysik, Mainz Universität, 28-th April 2008.

[†]On leave of absence from Institute for Theoretical and Experimental Physics, B. Chermushkinskaya 25, 117259 Moscow, Russia

[‡]Electronic address: mikhail.krivoruchenko@itep.ru

form circular motion:

$$\phi_S = 2\pi(1 - \cosh \theta). \quad (2)$$

Here, θ is rapidity, $\cosh \theta = \gamma = (1 - v^2/c^2)^{-1/2}$ is Lorentz factor, v is velocity of the body, and c is velocity of light.

Nearly coincidentally, relativistic precession of rigid bodies has been discussed by Ludwig Silberstein [9].

The precession of axes of a rigid body, related to the acceleration, is known to physicists as Thomas precession, since Llewellyn Thomas [10] uncovered its fundamental significance for theory of fine structure in atomic spectra. The only knowledge of relativistic precession came to him from the Willem de Sitter's paper on relativistic precession of the Moon, first published in a book by Arthur Eddington [11].

Mathematical aspects of relativistic precession have been explained successfully to physicists by Wigner [12]. The term "Wigner rotation" is used by physicists as a synonym of "Thomas precession" and also, in a less specific sense, as a synonym of rotation of a rigid body under transformations of coordinate systems.

The fact that Thomas precession has geometric nature and can be described as *parallel transport* in the non-Euclidean space of relativistic velocities has been realized, to our knowledge, only recently. As shown by Aravind [13], the rotation angle (2) is determined by the area integral of curvature in the space of relativistic velocities, the area is restricted by closed path of the spinning particle. Such a property is standard for parallel transport of vectors in Riemannian geometries (see e.g. [14]). The geometric approach to Thomas spin precession is discussed in many interesting details by Rhodes and Semon [15].

The aim of this methodical note is to show that expressions for rotation angle of the plane of swings of Foucault's pendulum and for rotation angle of Thomas precession can be derived on the same fashion using elementary geometric tools, provided we accept the idea that the evolution represents parallel transport of tangent vectors.

In the first case, the manifold is the surface of Earth i.e. a sphere in Euclidean space. In the second case, the manifold is the space of relativistic velocities i.e. a hyperboloid in Minkowskian space.

An interesting discussion of the analogy between rotations and Lorentz transformations from the historical standpoint can be found in Ref. [16]. We recall that the relativistic velocity composition can be treated as a composition law for arcs of the great circles of a sphere of imaginary radius. Also, by introducing imaginary parameters one can transform a hyperboloid of relativistic velocities to a sphere of imaginary radius.

In the both cases, the manifolds can be treated as spheres and, in the both cases, we meet problems on parallel transports. The rotation of the swing plane of Foucault's pendulum and Thomas spin precession are essentially of the same geometric nature.




FIG. 1: Earth is shown as an ideal sphere centered at O , with the radius $|\vec{OA}|$. The Foucault's pendulum is placed initially at the point A on the circle of polar angle $\vartheta = \angle BOA$. During 1 sidereal day, the Foucault's pendulum completes 1 period of rotation. Parallel transport of the swing plane of Foucault's pendulum can be modelled by considering a vector normal to the swing plane as belonging at each instant of time to the tangent space of the sphere and therefore of the surface of a cone with the apex at B , which looks like a Vietnam hat. The point C is the center of the circle along which the pendulum moves. B and C belong to the rotation axis of Earth.

Consider rotation of the swing plane of Foucault's pendulum. Shown on Fig. 1 is Earth covered from Northern Hemisphere by a circular cone with apex B . The cone touches the sphere along the circle of polar angle $\vartheta = \angle BOA$. The vector orthogonal to the swing plane moves together with the pendulum, as shown on Fig. 1. Such a vector belongs to the tangent spaces of the sphere and the cone. We set the Earth's radius equal to unity and obtain

$$\vec{OA} = (\mathbf{n} \sin \vartheta, \cos \vartheta), \quad (3)$$

$$\vec{CA} = (\mathbf{n} \sin \vartheta, 0), \quad (4)$$

$$\vec{BA} = (\mathbf{n} \sin \vartheta, -\frac{\sin \vartheta^2}{\cos \vartheta}), \quad (5)$$

where \mathbf{n} is a unit vector in the plane of Equator. In order to find \vec{BA} , we write $\vec{BA} = (\mathbf{n} \sin \vartheta, z)$ and fix z using orthogonality

$$\vec{BA} \cdot \vec{OA} = 0. \quad (6)$$

The metric induced by the Euclidean space on the cone is Euclidean. Indeed, one may choose on the cone a coordinate system (ρ, φ) where ρ is the Euclidean distance from B and φ is the azimuth angle defined earlier. The

infinitesimal distance between two points on the cone is equal to

$$d\ell^2 = d\rho^2 + \cos^2 \vartheta \rho^2 d\varphi^2. \quad (7)$$

By change of the variable $\varphi \rightarrow \varphi / \cos \vartheta$ (remind that ϑ is constant), the metric of the cone becomes that of a plane in the polar coordinate system.

It is thus possible to cut the cone e.g. along a straight line BA , unfold it and place it on a plane (Fig. 2). The metric on the cone remains Euclidean. The distances between points on the cone and angles do not change.

Parallel transport in Euclidean space is, however, artless. It is shown on Fig. 2 for a vector tangent at A to the meridian.

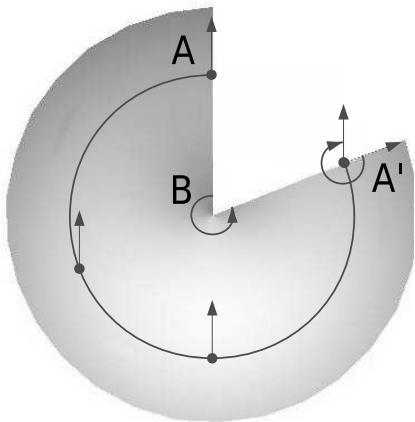


FIG. 2: The cone of Fig. 1 is cut along the line BA , unfolded preserving the distances and placed on the plane to make parallel transport of the tangent vectors visual. Foucault's pendulum is initially at the point A . It rotates with Earth counterclockwise and completes 1 period arriving at A . On the plane it arrives, however, to the point $A' \neq A$ which is physically the same as A . The path on the plane is not closed and the rotation angle φ_E shown by the oriented arc around the point A' is less than 2π in absolute value. The value of φ_E determines the rotation angle of the swing plane relative to Earth. The points A and B are the same as in Fig. 1.

The pendulum rotates with Earth counterclockwise, whereas the plane of swings rotates clockwise. In the coordinate system related to Earth, the rotation angle φ_E is negative. Its value is determined by the ratio between the length of arc AA' along the pendulum's path, $2\pi|\vec{CA}|$, and the slant height $|\vec{BA}|$ depicted as the radius of the circle on Fig. 2:

$$\varphi_E = -\frac{2\pi|\vec{CA}|}{|\vec{BA}|} = -2\pi \cos \vartheta. \quad (8)$$

Relative to the remote stars, the rotation angle is that of Eq.(1).

Equation (1) is derived for the Northern Hemisphere where $\vartheta \leq \pi/2$. Its validity extends to the Southern

Hemisphere. To prove it, one has to flip Fig. 1 horizontally and repeat the arguments.

The motion of the pendulum is accompanied by action of gravity and Coriolis force [17]. Gravity alone acts to support the pendulum swings in a permanent state, whereas Coriolis force acts to rotate the swing plane. It changes therefore the state of the pendulum. Coriolis force is proportional to $\mathbf{\Omega} \times \mathbf{v}$ where $\mathbf{\Omega}$ is the rotation frequency of Earth. Recall that the bob's velocity \mathbf{v} belongs to the tangent space. At Equator, both $\mathbf{\Omega}$ and \mathbf{v} belong to the tangent space, while Coriolis force is collinear with free-fall acceleration \mathbf{g} . It does not rotate the swing plane and does not change the pendulum's state. Obviously, motion along any arc of the great circle has this property.

Now, one can reformulate the *dynamical problem* of motion of the swing plane under the action of Coriolis force as the pure geometric problem of its *parallel transport*. We approximate the path of the pendulum by a set of small arcs of the great circles of Earth. Along these arcs the pendulum preserves its state, as its swing plane does not rotate. The swing plane experiences thereby *motion by inertia*. However, relative to the circle of polar angle ϑ , the swing plane does rotate due to the non-Euclidean spherical geometry of the Earth's surface. In the limit of the vanishing lengths of the arcs, we arrive at the circle of polar angle ϑ and the rotation angle given by Eq.(1).

Let us consider Thomas spin precession. On Fig. 3 we show three-dimensional projection of the space of relativistic velocities and the hyperboloid of relativistic velocities

$$u \cdot u = 1. \quad (9)$$

The scalar product is calculated using Minkowskian metric $g_{\mu\nu} = \text{diag}(1, -1, -1, -1)$. The particle is placed initially at the point A of the hyperboloid. It has the four-velocity $u = (\gamma, \gamma\mathbf{v}/c)$, where γ is Lorentz factor and \mathbf{v} is three-dimensional velocity.

The polarization vector a is tangent to the hyperboloid

$$u \cdot a = 0. \quad (10)$$

Any sphere and any hyperboloid can be covered by a circular cone. We wish to construct a cone touching the hyperboloid at the point A and along a circle of fixed γ also, i.e. along particle trajectory in the relativistic velocity space. On the circular orbit, the polarization vector a lies within tangent space of the cone.

Let B be apex of the cone. The vectors of Fig. 3 have the form

$$\vec{OA} = (\gamma, \mathbf{n}\gamma v/c), \quad (11)$$

$$\vec{CA} = (0, \mathbf{n}\gamma v/c), \quad (12)$$

$$\vec{BA} = (\gamma v^2/c^2, \mathbf{n}\gamma v/c), \quad (13)$$




FIG. 3: Three-dimensional projection of the relativistic velocity space. The hyperboloid represents the set of relativistic velocities with $u_0 = \sqrt{1 + \mathbf{u}^2}$. The vector $\vec{OA} = (\gamma, \mathbf{n}\gamma v/c)$ shows the initial four-velocity of the particle on circular orbit of constant γ . \vec{BA} belongs to the tangent space of the hyperboloid, since it is orthogonal to \vec{OA} . The cone with the apex B , looking like a flipped Vietnam hat, touches the hyperboloid along the particle trajectory. The light cone with the apex O is shown also.

where \mathbf{n} is a unit vector in the rotation plane of the particle. In order to fix \vec{BA} , one can set $\vec{BA} = (w, \mathbf{n}\gamma v/c)$ and determine w from the orthogonality

$$\vec{BA} \cdot \vec{OA} = 0. \quad (14)$$

Equations (11) - (14) are similar to equations (3) - (6). The only distinction is that the scalar product is calculated using Minkowskian metric.

The vector \vec{BA} is tangent to the hyperboloid. Upon parallel transport, its rotation angle coincides with rotation angle of the polarization vector.

The points of the cone are characterized by vectors

$$\vec{BX} = \rho(v/c, \mathbf{n}), \quad (15)$$

where $\mathbf{n} = (\cos \phi, \sin \phi, 0)$ lies in the rotation plane (x, y) . The vectors \vec{BX} are obtained by changing the length of \vec{BA} and by rotating it around z axis. We can move along the surface of the cone with variations of ρ and ϕ keeping γ constant. The corresponding variation of \vec{BX} has the form

$$d\vec{BX} = d\rho(v/c, \mathbf{n}) + \rho(0, d\mathbf{n}). \quad (16)$$

The length of four-vectors is defined as follows:

$$|\vec{XY}| = \sqrt{-\vec{X}\vec{Y} \cdot \vec{X}\vec{Y}}. \quad (17)$$

Space-like four-vectors have real lengths. The infinitesimal length between two points on the cone becomes

$$d\ell^2 = d\rho^2/\gamma^2 + \rho^2 d\phi^2, \quad (18)$$

where we took into account $\mathbf{n} \cdot d\mathbf{n} = 0$. In order to bring $d\ell^2$ to a form identical to that of Euclidean space, we scale $\phi \rightarrow \phi/\gamma$ and $\rho \rightarrow \gamma\rho$ and arrive at

$$d\ell^2 = d\rho^2 + \rho^2 d\phi^2. \quad (19)$$

The metric induced on the cone by Minkowskian space is thus Euclidean. The cone of Fig. 3 can therefore be cut along BA , unfolded preserving the distances and the angles and placed on a plane as shown on Fig. 4.

The particle rotates counterclockwise, while its polarization vector rotates clockwise. In the co-moving coordinate system, the rotation angle, ϕ_E , is negative. Its value is determined by the ratio between length of the arc AA' along path of the particle i.e. $2\pi|\vec{CA}|$ and the circle radius $|\vec{BA}|$.

The lengths between the points A , B and A , C equal

$$|\vec{CA}| = \gamma v/c, \quad (20)$$

$$|\vec{BA}| = v/c. \quad (21)$$

\vec{CA} and \vec{BA} are space-like four-vectors and their lengths make the direct physical sense. Finally, we obtain

$$\phi_E = -\frac{2\pi|\vec{CA}|}{|\vec{BA}|} = -2\pi\gamma. \quad (22)$$

Relative to the remote stars i.e. in the inertial coordinate system, the rotation angle $\phi_S = 2\pi + \phi_E$ takes the form of Eq.(2). Equation (1) can be converted to Eq.(2) by the replacement $\vartheta \rightarrow i\theta$ that corresponds to replacement of rotations by Lorentz transformations.

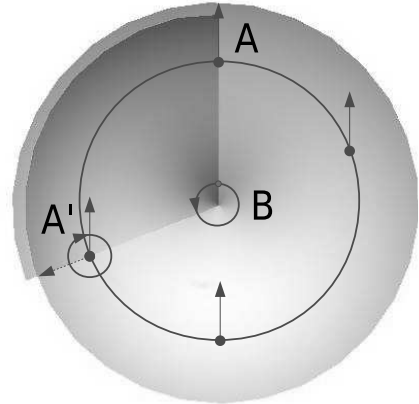


FIG. 4: The cone of Fig. 3 with apex at B and a circular base of constant velocity. The point A belongs to the cone. The cone was cut along BA , unfolded with preserving the intervals and placed on the plane. During one turn of the particle on the circular orbit from A to A' its polarization vector rotates by $|\phi_E| > 2\pi$ in the co-moving frame. The points A ($= A'$) and B are the same as in Fig. 3.

In the co-moving frame, the particle experiences centrifugal force, Coriolis force, and reaction force. These forces act to keep the particle at rest. The cumulative

effect of all forces cannot be estimated without specifying the Lorentz nature of reaction force.

One can, however, replace the circular orbit by a set of small geodesics of the hyperboloid. These curves correspond to boost transformations on which four-vectors which characterize particles transform parallel [18]. Geodesics of the hyperboloid are the analogues of arcs of the great circles of the sphere. In the continuum limit, the path constructed from small geodesics turns to the circle of constant γ . Thomas spin precession corresponds to parallel transport in the space of relativistic velocities.

This is geometric part of the spin precession. In the external scalar potential, reaction force does not contribute to the precession, so the Thomas effect is unique, whereas in the external vector potential the spin experiences Lar-

mor precession also. The latter case is that of ordinary [10, 19] and exotic atoms [20, 21, 22]. Thomas and Larmor effects determine thoroughly the spin precession in agreement with the Bargmann-Michel-Telegdi equation [22]. Due to its purely kinematic nature, Thomas spin precession affects spectroscopy and static characteristics of nuclei [23] and hadrons [24, 25].

To conclude: A new visual geometric proof is given for formulae for rotation of the swing plane of Foucault's pendulum and Thomas spin precession. The method presented here discloses the analogy between dynamics of Foucault's pendulum and spin precession of relativistic particles, that exists due to the analogy between rotations and Lorentz transformations.

-
- [1] E. Schrödinger, *Nature and the Greeks*, London: Cambridge University Press (1954).
- [2] The observed variation of brightness of the planets has been correctly attributed by Herakleides to the variation of their distances from Earth. So, the planets cannot move along ideal circles centered at Earth. This argument and others have led Aristarchus of Samos to a heliocentric system around 270 BC. His theory has been ignored for many centuries. Only in the XVI century it attracted the attention of Nicolaus Copernicus who demonstrated a possibility to reduce the number of deferents and epicycles, needed to explain the motion of Sun, Moon and the five known planets, from 77 in the Ptolemaic geocentric model to 34 in a heliocentric model. Compare to modern times: Adjustable parameters entering the Standard model of strong and electroweak interactions include 3 gauge coupling constants, QCD θ -angle, 2 parameters of the Higgs potential, 9 masses of quarks and charged leptons, and 4 parameters of the CKM matrix, altogether 19 parameters.
- [3] A. D. Aczel. *Pendulum: Leon Foucault and the Triumph of Science*, Washington Square Press, N. Y. (2003).
- [4] http://en.wikipedia.org/wiki/Foucault_pendulum
- [5] V. I. Arnold, *Mathematical Methods of Classical Mechanics*, Springer-Verlag (1989).
- [6] É. Borel, *La théorie de la relativité et la cinématique*, Comptes Rendus des séances de l'Académie des Sciences **156**, 215 (1913); *La cinématique dans la théorie de la relativité*, Comptes Rendus des séances de l'Académie des Sciences **157**, 703 (1913).
- [7] L. Föppl and P. J. Daniell, *Zur Kinematik des Born'schen starren Körpers*, Nachrichten von der Königlichen Gesellschaft der Wissenschaften zu Göttingen, 519 (1913).
- [8] The work of Föppl and Daniell [7] has been recommended for publication by David Hilbert.
- [9] L. Silberstein, *The Theory of Relativity*, London: MacMillan (1914).
- [10] L. H. Thomas, *The motion of the spinning electron*, Nature (London), **117**, 514 (1926); *The Kinematics of an electron with an axis*, Philos. Mag. **3**, 1-23 (1927).
- [11] A. S. Eddington, *The Mathematical Theory of Relativity*, London: Cambridge University Press (1924).
- [12] E. P. Wigner, *On unitary representations of the inhomogeneous Lorentz group*, Ann. Math. **40**, 149 (1939).
- [13] P. K. Aravind, *The Wigner angle as an anomaly in rapidity space*, Am. J. Phys. **65**, 634 (1997).
- [14] L. D. Landau and E. M. Lifshitz, *The Classical Theory of Fields*, 4th ed. Butterworth-Heinemann, Oxford, (1975).
- [15] J. A. Rhodes, M. D. Semon, *Relativistic velocity space, Wigner rotation, and Thomas precession*, Am. J. Phys. **72**, 943 (2004).
- [16] S. Walter, *The non-Euclidean style of Minkowskian relativity*, in *The Symbolic Universe*, J. Gray (ed.), Oxford University Press (1999), pp. 91 - 127.
- [17] The centrifugal force brings vector orthogonal to the swings plane of Foucault's pendulum out of the tangent space of the surface of Earth. The effect originates from a slight perturbation of the free-fall acceleration \mathbf{g} and can be neglected with accuracy of $\Omega^2 R \sin \vartheta / |\mathbf{g}| \sim 0.003$, where $|\Omega| = 2\pi/23.93 \text{ h}^{-1}$, $R = 6371 \text{ km}$ is Earth's radius, $\sin \vartheta \sim 1$, and $|\mathbf{g}| = 9.81 \text{ m/s}^2$.
- [18] Let coordinate systems C and C' are related by a boost transformation and a and a' are vectors in C and C' , respectively. We say that a' is parallel transport of a if coordinates of a in C are the same as coordinates of a' in C' .
- [19] I. I. Sobelman, *Introduction to the Theory of Atomic Spectra*, Pergamon Press, Oxford, (1972).
- [20] M. M. Giannini, M. I. Krivoruchenko, *The Ω^- exotic atom*, Phys. Lett. **B291**, 329 (1992).
- [21] C. J. Batty, *Strange exotic atoms*, Nucl. Phys. **A585**, 229c (1995).
- [22] M. I. Krivoruchenko and Amand Faessler, *Decays, contact P-wave interactions and hyperfine structure in Ω^- exotic atoms*, Nucl. Phys. **A 803**, 173 (2008).
- [23] L. D. Landau, L. M. Lifshitz, *Quantum Mechanics: Non-Relativistic Theory*, Pergamon Press, N. Y. (1977).
- [24] M. I. Krivoruchenko, *Baryon magnetic moments and spin-orbit coupling of quarks*, Pisma Zh. Eksp. Teor. Fiz. **38**, 146 (1983) [JETP Lett **38**, 173 (1983)].
- [25] I. Yu. Kobzarev, B. V. Martemyanov, M. G. Shchepkin, *Spin-orbit coupling in the string model*, Yad. Fiz. **44**, 475 (1986) [Sov. J. Nucl. Phys. **44**, 306 (1986)].