

Formation of blue compact dwarf galaxies from merging and interacting gas-rich dwarfs

Kenji Bekki^{1*}

¹*School of Physics, University of New South Wales, Sydney 2052, NSW, Australia*

Accepted, Received 2005 February 20; in original form

ABSTRACT

We present the results of numerical simulations which show the formation of blue compact dwarf (BCD) galaxies from merging between very gas-rich dwarfs with extended HI gas disks. We show that dwarf-dwarf merging can trigger central starbursts and form massive compact cores dominated by young stellar populations. We also show that the pre-existing old stellar components in merger precursor dwarfs can become diffuse low surface brightness components after merging. The compact cores dominated by younger stellar populations and embedded in more diffusely distributed older ones can be morphologically classified as BCDs. Since new stars can be formed from gas transferred from the outer part of the extended gas disks of merger precursors, new stars can be very metal-poor ($[\text{Fe}/\text{H}] < -1$). Owing to very high gaseous pressure exceeding $10^5 k_B$ (where k_B is the Boltzmann constant) during merging, compact star clusters can be formed in forming BCDs. The BCDs formed from merging can still have extended HI gas disks surrounding their blue compact cores. We discuss whether tidal interaction of gas-rich dwarfs without merging can also form BCDs.

Key words: galaxies:dwarf – galaxies:structure – galaxies:kinematics and dynamics – galaxies:star clusters

1 INTRODUCTION

Blue compact dwarf galaxies (BCDs) are defined as dwarfs having $M_B \geq -18$ mag, optical sizes smaller than 1 kpc, and spectra similar to HII regions of spiral galaxies (Thuan & Martin 1981) and their formation and evolution processes have long been discussed by many authors. Some gas-rich BCDs dominated by very metal-poor, young stellar populations (e.g., I Zw 18) were once suggested to be undergoing their first starbursts (e.g., Searle et al. 1973; Aloisi et al. 1999; Thuan et al. 1999), recent observations have however confirmed that most of BCDs have underlying older stellar populations at least a few 10^9 yr old (e.g., James 1994; Cairós et al. 2001; Amorín et al. 2007). Although optical structures (Gil de Paz et al. 2003), HI properties (van Zee et al. 1998), and chemical abundances (e.g., Hunter & Hoffman 1999) in BCDs have been discussed in terms of evolutionary links between BCDs and other types of dwarfs such as dwarf spheroidal (dSphs), ellipticals (dEs), and irregulars (dIrrs), physical connections between these dwarfs remain unclear.

A growing number of observations have recently suggested that the origin of BCDs can be closely associated with galaxy merging between low-mass dwarfs (e.g., Noeske

et al. 2001; Östlin et al. 2001). For example, Pustilnik et al. (2001) investigated environments of BCDs (e.g., the presence or the absence of nearby companion galaxies) and suggested that at least 80% of BCDs in the studied sample have evidence of their starburst components being triggered either by tidal interaction or by galaxy merging. Furthermore, observational studies of the six most metal-deficient starbursting dwarfs (most of which are BCDs) by Giant Metrewave Radio Telescope (GMRT) have reported that they show clear signs of interaction and merging in their HI properties (Chengalur et al. 2008). However, no theoretical and numerical studies have yet provided the detailed predictions on physical properties of BCDs formed from “dwarf-dwarf merging”. Therefore, it remain unclear whether the observed properties of the BCDs can be consistent with the merger scenario of BCD formation.

The purpose of this paper is thus to present the results of numerical simulations which show physical properties of BCDs formed from dwarf-dwarf merging. Based on the numerical results, we discuss (i) the origin of young, metal-poor stellar populations in BCDs, (ii) possible evolutionary links between BCDs, dSphs, dEs, and dIrrs, and (iii) the roles of tidal interaction in the formation of BCDs.

* E-mail: bekki@phys.unsw.edu.au

Table 1. Model parameters for N-body simulations

Model	Morphology ^a	M_s ^b	r_s ^c	M_g ^d	s_g ^e	Orbit types ^f	m_2 ^g	e_p ^h	r_p ⁱ	Comments
M1	disk	0.4	1.25	0.8	4.0	PR	0.5	1.0	1.0	merging
M2	disk	1.0	5.00	0.1	1.0	PP	1.0	1.1	10.0	interaction
M3	spheroid	1.0	5.00	0.1	1.0	PP	1.0	1.1	10.0	interaction
M4	disk	0.4	1.25	0.04	4.0	PR	0.5	1.0	1.0	gas-poor

^a The initial morphology of old stars: “disk” and “spheroid” represent the dwarf disk and spheroidal models, respectively.

^b The initial total stellar mass of a dwarf in units of $10^9 M_\odot$.

^c The initial stellar size of a dwarf in units of kpc.

^d The initial gas mass in units of $10^9 M_\odot$.

^e The initial size ratio of gas disk to stellar one.

^f “PR” and “PP” describe prograde-retrograde and prograde-prograde orbits, respectively.

^g The mass ratio of interacting or merging dwarfs.

^h The orbital eccentricity of interacting or merging dwarfs.

ⁱ The pericenter distance of interacting or merging dwarfs in units of kpc.

2 MODEL

We investigate chemodynamical evolution of gas-rich mergers between dwarfs embedded in massive dark matter halos by using our TREESPH chemodynamical codes that combine key ingredients used in our previous codes: chemical evolution and supernovae feedback effects (Bekki & Shioya 1999), hydrodynamics for strongly self-gravitating gas (Bekki 1997), and formation of globular clusters (GCs) and field stars (Bekki et al. 2002). This code enables us to investigate chemical and dynamical evolution of forming BCDs in a self-consistent manner. We adopt the Burkert profile (Burkert 1995) for the radial density profile of the dark matter halo of a dwarf, because it can be consistent with rotation curve profiles of dwarfs (Burkert 1995). The total mass of the dark matter (M_{dm}) for a dwarf is set to be $8.0 \times 10^9 M_\odot$ for all models and the dark matter halo has a large core radius (r_c) of 3.5 kpc and the truncation radius of $3.4r_c$ (Burkert 1995). The old stars in the dwarf are assumed to have either a disk distribution (referred to as “disk model”) or a spheroidal one (“spheroidal model”).

The stellar component of a dwarf in the disk model is described as a purely disk with the initial mass of M_s and the disk size of r_s . The radial (R) and vertical (Z) density profile of the initially thin disk are assumed to be proportional to $\exp(-R/R_0)$ with scale length $R_0 = 1$ kpc and to $\text{sech}^2(Z/Z_0)$ with scale length $Z_0 = 0.2R_0$, respectively. For the spheroidal models, the stellar spheroids are assumed to have the *projected* radial density profiles exactly the same as those for the stellar components in the above disk models. In both disk and spheroidal models, a dwarf has a thin gas disk and the gaseous disk is assumed to have the same scale length as that of the stellar one. The size- and mass-ratios of the gaseous disk to the stellar one are set to be free parameters and described as s_g and f_g , respectively: the size (r_g) and mass (M_g) of the gas disk are $s_g r_s$ and $f_g M_s$, respectively. The HI diameters of gas-rich galaxies are generally observed to be larger than their optical disks (Broeils & van Woerden 1994). A small fraction of low luminosity galaxies have HI gas envelopes extending out to 4–7 r_s (e.g., Hunter 1997) with HI mass to light ratios up to $\sim 20 M_\odot L_\odot^{-1}$ (Warren et al. 2004). Guided by these observations, we investigate models with $1 \leq s_g \leq 4$ and $0.1 \leq f_g \leq 2$.

Star formation is modeled by converting the collisional

gas particles into collisionless new stellar particles according to the algorithm of star formation described below. We adopt the Schmidt law (Schmidt 1959) with exponent $\gamma = 1.5$ ($1.0 < \gamma < 2.0$, Kennicutt 1998) as the controlling parameter of the rate of star formation. The stars formed from gas are called “new stars” whereas stars initially within a disk are called “old stars” throughout this paper. Chemical enrichment through star formation and supernova feedback is assumed to proceed both locally and instantaneously in the present study. The values of chemical yield and return parameter are 0.002 and 0.3, respectively, and the initial gaseous metallicity is $[\text{Fe}/\text{H}] = -1.6$.

Nearby BCDs (e.g., NGC 1705) are observed to have compact young star clusters (SCs) that can finally evolve into GCs (e.g., Meurer 1993). We try to investigate whether BCDs formed from dwarf-dwarf merging and interaction can have SCs. We adopt a plausible assumption that if gas pressure (P_{gas}) can exceed a threshold pressure (P_{th}), such high pressure of ISM can induce the global collapse of giant molecular clouds to form massive compact star clusters corresponding to SCs (Jog & Solomon 1992; Elmegreen & Efremov 1997). We show the results of the models with $P_{\text{th}} = 10^5 k_B$, where k_B is Boltzmann’s constant. The present results do not depend so strongly on P_{th} for $P_{\text{th}} = 10^5 - 10^6 k_B$. New stars formed from gas with $P_{\text{gas}} > 10^5 k_B$ are identified as SCs rather than field stars in the present study. We mainly investigate mass fractions of SCs among all new stars for each model.

The mass ratio of the two merging or interacting dwarfs (m_2), the pericenter distance (r_p), and the eccentricity (e_p) are assumed to be free parameters. The orbit of the two dwarfs is set to be the xy plane and the distance between the center of mass of the two dIrrs is 20 kpc. The spin of each galaxy in a merger is specified by two angles θ_i and ϕ_i , where suffix i is used to identify each galaxy. θ_i is the angle between the z axis and the vector of the angular momentum of a disk. ϕ_i is the azimuthal angle measured from the x axis to the projection of the angular momentum vector of a disk onto the xy plane.

Although we run many models with different parameters with different m_2 , f_g , s_g , and orbits of mergers, we show only four representative models (M1, M2, M3, and M4) with two different orbital configurations: the highly inclined prograde-retrograde (“PR”) orbit with $r_p = 1.0$ kpc,

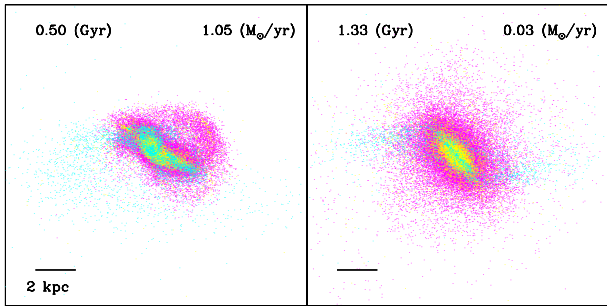


Figure 1. Distributions of old stars (magenta), gas (cyan), and new stars (yellow) projected onto the x - z plane at $T = 0.50$ Gyr (left) and $T = 1.33$ Gyr (right) in the model M1. The time T shown in the upper left corner for each panel represents the time that has elapsed since the simulation starts. The numbers shown in the upper right corner for each panel represents the star formation rate ($M_{\odot} \text{ yr}^{-1}$). The bar in the lower left corner for each panel measures 2 kpc.

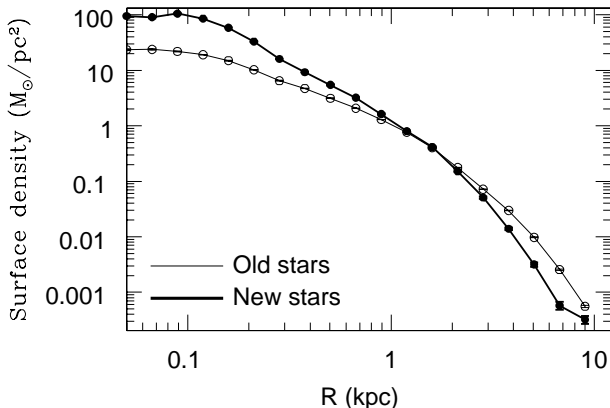


Figure 2. The final projected radial density profiles of the simulated BCD for old stars (thin) and new ones (thick) in the model M1. The profiles of the merger remnant well dynamically relaxed are shown here.

$e_p = 1.0$, $\theta_1 = 30^\circ$, $\theta_2 = 120^\circ$, $\phi_1 = 90^\circ$, $\phi_2 = 30^\circ$ and the prograde-prograde (“PP”) one with $r_p = 10.0$ kpc, $e_p = 1.1$, $\theta_1 = 0^\circ$, $\theta_2 = 0^\circ$, $\phi_1 = 0^\circ$, $\phi_2 = 0^\circ$. We show the results of the model M1 in detail, because it shows typical behaviors of BCD formation from dwarf-dwarf merging in the present simulation. We also show the results of the model M2 and M3 in which two dwarfs are tidally interacting with each other *without merging*, because this comparison of the two models enables us to clarify how interacting galaxies can become BCDs. The parameter values for the four models are shown in the Table 1. The total particle number used in a major merger model is 220000 for collisionless particles and 30000 for collisional ones. The fixed gravitational softening length for dark matter, old and new stars, and gas are set to be 0.35 kpc, 0.04 kpc, and 0.135 kpc, respectively. We confirm that stellar and gaseous disks are stable in isolated models (i.e., with no merging and tidal interaction) even if gas mass fraction are quite large: this is due to the very extended gas disks in the present models.

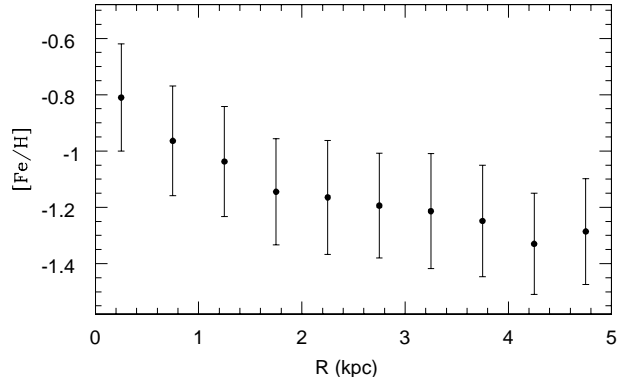


Figure 3. The final radial profile of mean metallicities for new stars within the central 5kpc of the merger remnant in the model M1. The 1σ dispersion in the metallicities for each radial bin is shown by an error bar. The mean metallicity (z_m) of new stars is $[\text{Fe}/\text{H}] = -0.93$ for this model and z_m depends totally on the adopted initial gaseous metallicities and chemical yield parameters in the present models.

3 RESULTS

Fig. 1 shows mass distributions of different components (old stars, gas, and new stars) in the merging model M1 at two different epochs with star formation rate (SFR) of $1.05M_{\odot} \text{ yr}^{-1}$ and $0.03M_{\odot} \text{ yr}^{-1}$. SFR reaches its maximum value of $4.13M_{\odot} \text{ yr}^{-1}$ and about 80% of initial gas mass is consumed within 1.3 Gyr. In the late stage of merging between two gas-rich dwarfs with extended gas disks ($T = 0.50$ Gyr), nuclear starbursts can be triggered owing to efficient inward transfer of gas from the outer HI disks of the merger progenitor dwarfs. As a result of nuclear starbursts, the compact core dominated by young stars can be formed and embedded in old stars and gas.

The spatial distribution of old stars clearly shows a disturbed morphology in the outer part of the merger ($T = 0.50$ Gyr). If the stellar population synthesis models for metallicities of $[\text{Fe}/\text{H}] = -1.28$ and ages of 0.5 Gyr by Vazdekis et al. (1996) are applied to the central core dominated by young stars, then $B - R$ is estimated to be ~ 0.6 , which is consistent with the observed range of $B - R$ in BCDs (Gil De Paz et al. 2003). This merger with a blue compact core dominated by young stars and an outer disturbed morphology can be thus identified as a BCD.

Fig. 1 clearly shows that after strong starbursts, the dwarf-dwarf merger can soon get dynamically relaxed to form a flattened spheroid with a central compact core and a HI envelope ($T = 1.33$ Gyr). The HI envelope with the mass of $1.6 \times 10^8 M_{\odot}$ (i.e., $M_g/M_s = 0.27$) has a disky distribution with its outer part strongly warped. The SFR after strong starbursts can still become relatively high (e.g., $\sim 0.1M_{\odot} \text{ yr}^{-1}$ at $T = 1.2$ Gyr) in a sporadic way owing to the presence of the gas disk. This merger remnant with a compact core, a more regular morphology, and a higher SFR therefore can be also identified as a BCD.

The projected radial density profiles of old and new stars shown in Fig. 2 clearly demonstrate that the merger remnant is dominated by new stars formed from nuclear starbursts in the central 1 kpc. If we adopt M_s/L_B (i.e., ratio of stellar mass to light in B -band) of 1.0, B -band surface brightness (μ_B) distribution of old (new) stars ranges from

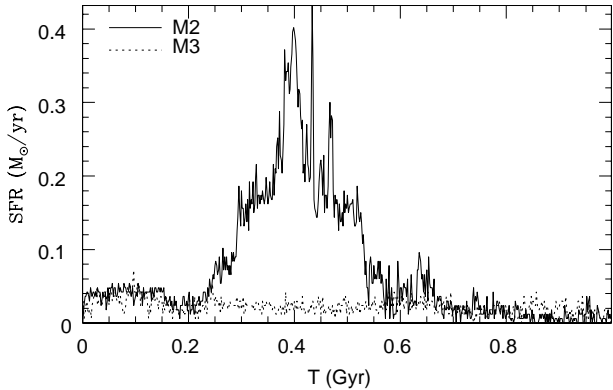


Figure 4. The time evolution of star formation rate (SFR) for the tidal interaction models M2 (solid) and M3 (dotted).

~ 24 (~ 22) mag arcsec $^{-2}$ at $R \sim 0.1$ kpc to ~ 29 (~ 29) mag arcsec $^{-2}$ at $R \sim 2$ kpc in this model. Since M_s/L_B is significantly smaller than 1 for stars younger than 1 Gyr (e.g., Vazdekis et al. 1996), μ_B in the central region of the simulated BCD would be significantly higher than the above.

Fig. 3 shows that metallicities in $[\text{Fe}/\text{H}]$ for new stars within the central 5 kpc of the merger remnant ranges from ~ -1.3 to ~ -0.8 : the simulated BCD has a significant *negative* metallicity gradient of new stellar populations. Owing to inhomogeneous chemical mixing during starbursts, the metallicity dispersion at a give radius becomes significantly large (~ 0.2 dex). The derived very small metallicities are due essentially to the inward transfer of metal-poor gas initially in the extended HI disks of merger progenitor dwarfs. It should be however stressed here that the metallicities of new stars depend strongly on the adopted initial gaseous metallicities in the present models. These results imply that younger stellar populations in BCDs, which consists of their blue compact cores, can be very metal-poor ($[\text{Fe}/\text{H}] < -1$), because gas that formed the younger populations originate from chemically pristine HI gas initially in the outer part of merger progenitor dwarfs.

Fig. 4 shows time evolution of SFR for the tidal interaction models M2 and M3 in which the initial dwarf is modeled as a disk and a spheroid, respectively. As shown in Fig. 4, a secondary starburst can be triggered to form a compact core dominated by young stars only in the disk model (M2): nuclear starbursts that form blue compact cores in BCDs are highly unlikely to be triggered in interacting dwarfs, if the underlying old stars have spherical distributions rather than disks. The interacting dwarf with a compact core in the model M2 shows an exponential radial density profile in its outer diffuse stellar component dominated by old stars. The time scale for which SFR is rather high ($> 0.1 M_\odot \text{ yr}^{-1}$) in merging and interacting dwarfs is quite short (an order of ~ 0.1 Gyr) in the present models. Therefore, the time scale for merging and interacting dwarfs to be observationally identified as BCDs with *very strong emission lines* can be also short (an order of ~ 0.1 Gyr).

The present models predict that gaseous pressure during starbursts triggered by galaxy interaction and merging can become very high ($P_{\text{gas}} > 10^5 k_B$) so that SCs can be formed in BCDs. For example, the mass fraction of SCs is 0.22 in the model M1, though not all of these may evolve into

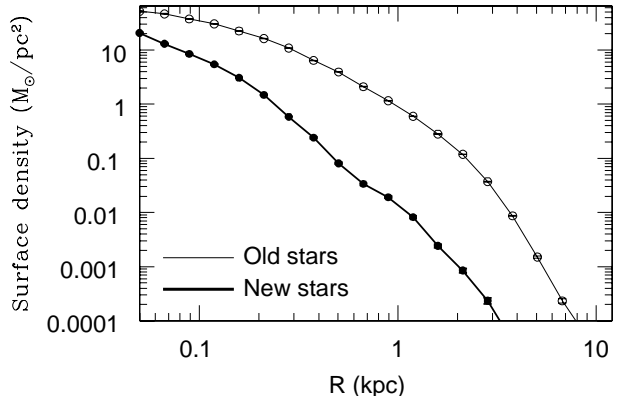


Figure 5. The same as Fig. 2 but for the gas-poor model M4. Note that the central part of the merger remnant is not dominated by new stars in this model, which means that a BCD is highly unlikely to be formed in gas-poor merging even if the merger progenitor dwarfs have extended gas disks.

GCs finally owing to internal and external destruction processes after their formation. This result clearly suggests that BCDs formed from dwarf-dwarf merging can contain young GCs owing to tidal compression of gas during the merging. Furthermore, it is highly likely that nuclear star clusters in BCDs can be formed from nuclear starbursts during dwarf-dwarf merging. We thus suggest that the observed presence of young SCs and blue stellar nuclei in BCDs is possible evidence for BCD formation via dwarf-dwarf merging.

Lastly, we describe the results of the gas-poor model M4 in which a BCD can not be formed. Although the SFR can become high ($\sim 0.6 M_\odot \text{ yr}^{-1}$) in the final phase of dwarf-dwarf merging, the total mass of new stars formed in the triggered starbursts is significantly smaller ($\sim 4 \times 10^7 M_\odot$) than that of old ones ($\sim 6 \times 10^8 M_\odot$). As a result of this, the central part of the merger remnant can not be dominated by new stars. As shown in Fig. 5, surface density of old stars within the central 1 kpc of the remnant are systematically much higher than that of new ones: more than an order of magnitude differences between old and new stars at $R \sim 1$ kpc. The low-mass density of new stars, combined with a small amount of gas mass ($\sim 2 \times 10^7 M_\odot$), can not allow us to claim that the remnant of the gas-poor merger in this model is classified as a BCD. These results imply that only gas-rich dwarf-dwarf mergers can finally evolve into BCDs.

4 DISCUSSION AND CONCLUSIONS

The present study has shown that BCDs can be mergers between dwarfs with larger fractions of gas and extended gas disks. The present study has also shown that (i) BCDs appear to be compact, because the compact cores dominated by young stellar populations can be formed from starbursts triggered by merging, and (2) they also appear to be very blue, because the dominant stellar populations are young and formed from metal-poor gas during merging. Furthermore our models have shown that *extended HI gas disks* of merger progenitor dwarfs are responsible for the formation of BCDs with massive HI envelopes surrounding blue compact cores.

Recent HI observations have found that (i) some faint

galaxies have high gas mass fractions ($3 < M_{\text{HI}}/L_{\text{B}} < 27$) and (ii) fainter galaxies are more likely to have higher $M_{\text{HI}}/L_{\text{B}}$ (e.g., Warren et al. 2006). Furthermore, the Faint Irregular Galaxies GMRT Survey (*FIGGS*) has recently revealed that the mean value of HI-disk-to-stellar-disk ratios (s_{g}) is about 2.4 for dIrrs with a median $M_{\text{B}} \sim -13$ mag (Begum et al. 2008). These observations suggest that galaxy merging that forms BCDs (i.e., mergers with high $M_{\text{HI}}/L_{\text{B}}$ or f_{g} and large s_{g}) can not be so rare among all types of dwarf-dwarf merging.

Although some BCDs with very metal-poor, and young stellar populations were observationally suggested to be true young galaxies that are currently forming (e.g., Thuan et al. 1999), they have now being observed to have older stellar populations (e.g., Aloisi et al. 2007). The present study has shown that young stellar populations in BCDs can be very metal-poor, because they originate from extended gas disks with possibly pristine gas in merger precursor dwarfs: the presence of very metal-poor stellar populations in BCDs does not necessarily imply the very early epochs of their formation.

Gil de Paz et al. (2003) investigated morphological types for 111 BCDs with H α emission and revealed that only 10 ($\sim 9\%$) can be classified as “iI,M” (i.e., mergers). Our numerical results suggest that the “iI” BCDs with irregular outer halos and off-center nuclei, which consists of 35% of the BCDs (Gil de Paz et al. 2003), can be formed from dwarf-dwarf merging. It would be also possible that even “iE” BCDs with outer diffuse elliptical halos yet without clear signs of merging are merger remnants with their outer halos already dynamically relaxed. Although “iI C” BCDs with cometary morphologies can be ongoing mergers with long tidal tails viewed from edge-on, such morphologies can be formed from other physical processes such as ram pressure stripping.

The present simulations have shown that evolution from BCDs formed from dwarf-dwarf merging into gas-poor dEs is highly unlikely owing to the presence of extended gas disks in the BCDs. Tajiri & Kamaya (2002) showed that morphological evolution from BCDs with HI envelope into gas-poor dEs is unlikely, because stellar feedback effects in BCDs are not strong enough to blow off their HI envelope. This observation combined with the present numerical results therefore implies that BCDs are likely to evolve into gas-rich, nucleated dIrrs after significant fading of their blue compact cores. Papaderos et al. (1996) found significant differences in optical structures between BCDs and dIrrs and thus suggested that BCDs can evolve into dIrrs only if BCDs can change optical structures of their underlying stellar populations. By using fully consistent stellar population models combined with chemodynamical simulations of BCD formation in our future papers, we discuss in detail whether the optical structures of BCDs formed from merging can change owing to fading of their young stellar populations so that the final structures are more similar to those of dIrrs (Papaderos et al. 1996).

ACKNOWLEDGMENTS

I am grateful to the anonymous referee for valuable comments, which contribute to improve the present paper. K.B.

acknowledges the financial support of the Australian Research Council (ARC). The numerical simulations reported here were carried out on SGI supercomputers at Australian Partnership for Advanced Computing (APAC) in Australia for our research project. K.B. is grateful to Jayaram N Chengalur for his discussing HI gas and metallicities of BCDs with me.

REFERENCES

- Aloisi, A., Tosi, M., Greggio, L., 1999, *AJ*, 118, 302
 Aloisi, A., et al. 2007, *ApJL*, 667, 151
 Amorín, R. O., Muñoz-Tuñón, C., Aguerri, J. A. L., Cairos, L. M., Caon, N., 2007, *A&A*, 467, 541
 Begum, A., Chengalur, J. N., Karachentsev, I. D., Sharina, M. E., Kaisin, S. S., 2008, preprint (astro-ph/08023982)
 Bekki, K., 1997, *ApJ*, 483, 608
 Bekki, K., Shioya, Y., 1999, *ApJ*, 513, 108
 Bekki, K., Forbes, D. A., Beasley, M. A., & Couch, W. J. 2002, *MNRAS*, 335, 1176
 Broeils, A. H., van Woerden, H. 1994, *A&AS*, 107, 129
 Burkert, A., 1995, *ApJ*, 447, L25
 Cairós, L. M., Vílchez, J. M., González P., Jose, N., Iglesias-Páramo, J., Caon, N., 2001, *ApJS*, 133, 321
 Chengalur, J. et al. 2008, submitted to *MNRAS*
 Gil de Paz, A., Madore, B. F., Pevunova, O., 2003, *ApJS*, 147, 29
 Elmegreen, B. G., & Efremov, Y. N., 1997, *ApJ*, 480, 235
 Hunter, D. A., 1997, *PASP*, 109, 937
 Hunter, D. A., Hoffman, L., 1999, *AJ*, 117, 2789
 James, P. A., 1994, *MNRAS*, 269, 176
 Jog, C. J., & Solomon, P. M., 1992, *ApJ*, 387, 152
 Kennicutt, Robert C., Jr. 1998, *ARA&A*, 36, 189
 Meurer, G. R., 1993, in *The globular clusters-galaxy connection*, ASP conference Series, vol 48, edited by G. H. Smith and J. P. Brodie, p 625
 Noeske, K. G., Iglesias-Páramo, J., Vílchez, J. M., Papaderos, P., Fricke, K. J., 2001, *A&A*, 371, 806
 Östlin, G., Amram, P., Bergvall, N., Masegosa, J., Boulesteix, J., Márquez, I., 2001, *A&A*, 374, 800
 Papaderos, P., Loose, H.-H., Fricke, K. J., Thuan, T. X., 1996, *A&A*, 314, 59
 Pustilnik, S. A., Kniazev, A. Y., Lipovetsky, V. A., Ugryumov, A. V., 2001, *A&A*, 373, 24
 Schmidt, M. 1959, *ApJ*, 129, 243
 Searle, L., Sargent, W. L. W., Bagnuolo, W. G., 1973, *ApJ*, 179, 427
 Tajiri, Y. Y., Kamaya, H., 2002, *A&A*, 389, 367
 Thuan, T. X., Martin, G. E., 1981, *ApJ*, 247, 823
 Thuan, T. X., Izotov, Y. I., Foltz, C. B., 1999, *ApJ*, 525, 105
 van Zee, L., Skillman, E. D., Salzer, J. J., 1998, *AJ*, 116, 1186
 Vazdekis, A., Casuso, E., Peletier, R. F., Beckman, J. E., 1996, *ApJS*, 106, 307
 Warren, B. E., Jerjen, H., Koribalski, B. S. 2004, *AJ*, 128, 1152
 Warren, B. E., Jerjen, H., Koribalski, B. S. 2006, *AJ*, 131, 2056