

An Accretion Disc Model For Algol Type Eclipsing Binary System: AV Del

S.M.R. Ghoreysi^a, J. Ghanbari^{a,b}, and F. Salehi^b

^a Department of Physics, School of Sciences, Ferdowsi University of Mashhad, Mashhad, Iran
smrgo@gmail.com

^b Department of Physics, Khayyam Institute of Higher Education, Mashhad, Iran
ghanbari@ferdowsi.um.ac.ir
fsalehi@wali.um.ac.ir

Abstract: The study is to inspect the light and radial-velocity curves of the eclipsing binary AV Del. In comparison to other studies already done, the study shows that the absolute elements, fundamental orbital and physical parameters of the system are determined by using the Wilson-Devinney code. Using these parameters, the configuration of the system is presented. Then, an accretion disc model for the system is introduced by using the SHELLSPEC code. The results indicate that AV Del is a semi-detached system in which an optically thick accretion disc is surrounding the primary star. The outer radius of the disc is $8.0 R_{\odot}$, corresponding to a distance of $1.1 R_{\odot}$ from the surface of the secondary. Also, the temperature of $T=5700$ K for the disc is calculated.

Keywords: Variable stars- Binaries- Eclipsing binary- Accretion disc

1 Introduction

AV Del ($\alpha_{2000} = 20^h45^m31^s.47$, $\delta_{2000} = 11^{\circ}10'26''.4$, $V=11.8$) is a rather neglected variable star which is discovered by Hoffmeister (1935) and is given the original designation 184.1930 to it. It is a suspected member of the cool Algols (Popper, 1996) and was reported by the author as a double-lined system with a period of 3.85 days and a mean spectral type of G5, although other sources have classified it as F8 (e.g., Halbedel 1984). The rare class of cool Algol systems are distinguished from the classical Algol systems in that the mass-gaining component is a late-type star rather than a B- or A- type star. Mader et al. (2005) presented a new spectroscopic and *BVRI* photometric observations of AV Del. They determined the radial-velocities for both components, using the two-dimensional cross-correlation technique TODCOR (Zucker & Mazeh 1994). To present a detailed radial velocity and light curve analysis of the optical data, Mader et al. (2005) combined all light curve data with the spectroscopic observations and analyzed them using the Wilson-Devinney (WD) code (Wilson & Devinney 1971; Wilson 1979, 1990). They showed the system to be most likely semi-detached, with the less massive and cooler star filling its Roche lobe.

When a star (of a binary star) in a circular orbit expands to fill and then overfill its Roche lobe, it will start to lose mass to its companion. Whether or not the mass transfer can proceed in a steady stable manner depends largely on the relative rates of change of stellar radius, and Roche lobe radius, with respect to changes of the loser's mass. Also, it depends on a steady overfilling of the Roche lobe which can be influenced, e.g., by the magnetic field (magnetic activity cycle) of the cool component.

Matter that leaves the surface of one component of a binary star can be partly or wholly accreted by the companion. The matter can directly strike the gainer, or it can be stored in an accretion around it, and a part of the matter may leave the system. The question of which possibility is realized mainly depends on the orbital period and the separation of the components of the system. In fact, the disc may be caused by a binary star interaction. The study of accretion discs is one of the most active areas in the stellar astrophysics.

Many objects that involve accretion discs are to be accompanied by bipolar jets apparently emerging from the central region normal to the disc. Also, in the place where the gas stream from the secondary strikes the edge of the disc, a bright spot may be formed. Moreover, a thin shell of gas may surround the primary star that usually because of the stellar wind of the primary expands.

All of these effects can play an important role in the evolution of the binary systems. Therefore, studying and deliberating of the existence and the structure of these effects can give us good insights about interacting binary systems.

As mentioned earlier, the Algol-type binaries are interacting systems consisting of a hot, usually more massive, main-sequence star and a cool giant or sub-giant that fills its Roche lobe. The secondary is losing the mass to its companion, and we are observing the circumstellar material in the form of a gas stream, a jet, a shell, an accretion annuals, or an accretion disc. The most recent paper that summarizes our current knowledge of the Algols is the work by Richards & Albright (1999).

As we see in section 2, there are evidences for a mass transfer in AV Del. The paper tries to explore the existence of the mass transfer and the nature of the

system. First, it presents the analysis of the system using the latest version (Van Hamme & Wilson 2007) of WD code in section 3 and shows a new light and radial-velocity curves analysis, and then determines physical and absolute parameters of the system. The study is replicated without following Mader et al's (2005) because it should use the latest version of WD code and should obtain more parameters of the system with more accuracy than Mader et al's ones (2005).

Although the WD code is a great code to study the physical parameters of the primary and secondary stars of binary systems, it is not a suitable one to explore objects like disc, jet, spot, stream and shell. In spite of that, they are known as objects that probably shape in the Algol-type binaries. Although the WD code has an adjustable parameter l_3 (third light), its equations are not complete for a detailed study of objects are listed above. Therefore, the SHELLSPEC code (Budaj & Richards 2004) is used which is a strong program to analyze those stars which have accretion disc and circumstellar material. Analysis of the system by using the SHELLSPEC code is explained in section 4.

2 Assumptions

The paper considered B , V , R and I filter observations of Mader et al. (2005). The latest version of WD code was applied to solve the light and radial-velocity curves. After obtaining the absolute parameters of the components, the SHELLSPEC code was used to derive the parameters of the disc. Throughout this paper, the subscripts 1 and 2 refer to the primary (hotter) and the secondary (cooler) components, respectively.

In the process of using WD code, for both components of the system, bolometric linear, logarithmic and square root laws for the limb darkening were used and the optimal results were obtained for bolometric logarithmic limb darkening law of Klinlesmith & Sobieski (1970) as follows:

$$I = I_0(1 - x + x \cos \theta - y \cos \theta \ln(\cos \theta)), \quad (1)$$

where the limb darkening coefficients x and y for both components were fixed to their theoretical values, interpolated using Van Hamme's (1993) formula which are depicted in Table 1.

The gravity darkening exponent from Lucy (1967) and the bolometric albedos from Rucinski (2001) were chosen for convective envelopes ($g=0.32$, $A = 0.5$), which are in line with the final surface temperatures. In order to reduce the number of the free parameters, these parameters were kept constant during all iterations. It was assumed that the binary system has zero orbital eccentricity ($e = 0.0$) and its rotational and orbital spins are synchronous ($F_1 = F_2 = 1.0$). Also, the black body radiation models and the stellar atmosphere formulation for local emission on the primary and secondary stars were used, and the optimal results were obtained for the black body radiation models. Initially, solutions were obtained assuming $l_3 \neq 0.0$,

but this assumption never resulted in satisfactory fits to the observations.

Mader et al. (2005) calculated a linear ephemeris:

$$\begin{aligned} Min.I(HJD) = & 2,450,714.34779(39) \\ & +3.8534528(35)E, \end{aligned} \quad (2)$$

where E is the number of cycles counted from the epoch of reference and the uncertainties are given in parentheses in units of the last significant digits. A period study of AV Del was carried out by Qian (2002) on the basis of fewer times of eclipses. A short period increase of about $3.15 \pm 0.19 \times 10^{-6}$ days yr^{-1} was reported by Qian (2002), while the other quadratic fit derived by Mader et al. (2005) gives:

$$\begin{aligned} Min.I(HJD) = & 2,450,714.34771(34) \\ & +3.8534620(42)E + 0.50(16) \times 10^{-8}E^2, \end{aligned} \quad (3)$$

which corresponds to a period change of $0.95 \pm 0.30 \times 10^{-6}$ days yr^{-1} . These period changes may be related to the mass transfer presumably taking place in the system (Mader et al. 2005). The main purpose of the paper is to check the possibility of the presence of an accretion disc in AV Del by applying model analysis to the existing light curves.

3 WD Solutions

The photometric data reported by Mader et al (2005) was used for analysis by the WD code. Values were specified for the inclination angle (i), the mass ratio ($q \equiv M_2/M_1$), the modified gravitational potentials (Ω , in the WD usage), the relative monochromatic luminosity of the primary (L_1) and the mean temperature of the secondary (T_2). The temperature of the primary was held fixed at the spectroscopic value of $T_1=6000K$. The monochromatic luminosity of the secondary (L_2) was computed by the program directly from the temperatures of the primary and secondary, the luminosity of the primary, the black body radiation laws, and the geometry of the system. Other WD code parameters were kept fix along with solutions.

Initially, values were obtained in a mode which is appropriate for semi-detached systems following the expectation from the characteristics of AV Del. Specifically, mode 5 was used for the secondary which is filling its Roche lobe. The paper also tried to use the detached configuration to complete the work. Similar to Mader et al's results (2005), the optimal results were determined for the semi-detached configuration.

The light curve program (LC) of WD code was implemented to employ an initial set of values for the next step of solutions using the differential corrections main program (DC) of WD code. After several runs of DC program, the final set of values were obtained. As mentioned earlier, the assumption $l_3 \neq 0.0$ never resulted in satisfactory fits to the observations however a valid solution was obtained for $l_3 = 0.0$. It can be inferred that the best solution is obtained without counting for

Table 1: The limb darkening coefficients for AV Del

Parameters	$x_1(bol)$	$x_2(bol)$	$y_1(bol)$	$y_2(bol)$	x_1	y_1	x_2	y_2
Filter B	0.639	0.632	0.225	0.150	0.739	0.253	0.813	-0.038
Filter V	0.639	0.632	0.225	0.150	0.823	0.165	0.842	-0.232
Filter R	0.639	0.632	0.225	0.150	0.647	0.272	0.750	0.092
Filter I	0.639	0.632	0.225	0.150	0.554	0.265	0.652	0.150

any additional effects like an accretion disc. The results of photometric solutions with the final elements of the system are given in Table 2. The theoretical light curves computed with the results (continuous line) for each filter are shown in Fig. 1.

Using the radial-velocity data from Mader et al. (2005), the orbital elements of the system were obtained. Similar to photometric solutions, the WD code was used for spectroscopic solutions. Values are found for the orbital semi-major axis (a) and the radial-velocity of the binary system center of mass (V_γ). Also, the ephemeris adopted is the same as the one specified in equation (2). The results of spectroscopic solutions are given in Table 3. Using the final elements of the objects, the theoretical radial-velocity curves (continuous lines) are shown in Fig. 2. Also, all uncertainties given in tables 2 and 3 are standard errors as reported by the WD code.

Using the obtained results of the light and radial-velocity curves, the absolute parameters of the system were calculated. The results are listed in Table 4. The absolute dimensions were determined by using the following formulae:

$$f_1(M_1, M_2, i) = (M_2 \sin i)^3 / (M_1 + M_2)^2, \quad (4)$$

$$L_{1,2}/L_\odot = (R_{1,2}/R_\odot)^2 (T_{1,2}/T_\odot)^4, \quad (5)$$

$$\rho_{1,2}/\rho_\odot = (0.01344 M_{1,2}) / [(M_1 + M_2) P^2 r_{1,2(side)}^3], \quad (6)$$

f_1 is the mass function and ρ_1 and ρ_2 are the mean mass density of the primary and secondary, respectively.

The potential fillout percentage (*fillout*) for the components can be calculated from the following formula:

$$fillout_{1,2} = \frac{\Omega_{in}}{\Omega_{1,2}} \times 100. \quad (7)$$

Ω_{in} is the critical inner potential and Ω_1 and Ω_2 are the modified gravitational potentials of the primary and secondary components, respectively.

Also, the following formulae, $K_{1,2}$ and $a_{1,2} \sin i$ were calculated:

$$K_{1,2} = \frac{2\pi a_{1,2} \sin i}{P}, \quad (8)$$

$$a_1 \sin i = \left[\frac{GP^2 f_1(M_1, M_2, i)}{4\pi^2} \right]^{\frac{1}{3}}, \quad (9)$$

$$a_2 \sin i = \frac{a_1 \sin i}{q}. \quad (10)$$

The results are tabulated in Table 5. On the basis of these values, the configuration of the components was drawn by using the Binary Maker 2.0 (Bradstreet, 1993) software shown in Fig. 3.

4 SHELLSPEC Solutions

As already mentioned, the WD code is not able to study in detail the environmental body of the binary systems, thus the assumption in accordance with $l_3 \neq 0.0$ was not resulted in a good fit to the observed data. Therefore, the SHELLSPEC code was used to solve the light curve of AV Del to ensure whether or not the system has an environmental body like disc, jet, stream, spot and shell. It is believed that the study is necessary because it is predictable that the Algol-type binaries may contain the objects. Specifically, the secondary star of AV Del fills its Roche lobe, thus the mass transfer probably occurs in the system and forms one or more object(s). Besides, the distance between two components is so sufficient that one can envisage the disc or stream to be shaped.

The SHELLSPEC code is designed to solve simple radiative transfer along the line of sight in three-dimensional moving media. The scattered light from a central object is taken into account assuming an optically thin environment (Budaj & Richards 2004). Output intensities are then integrated through the two-dimensional projection surface of a three-dimensional object. The assumptions of the code include LTE and optical known state quantities and velocity fields in three dimensions (Budaj & Richards 2004). Using the results obtained in section 3, the parameters of a third body were sought in the system by using the SHELLSPEC code. In the code, both objects the primary and the companion (secondary), may be shaped according to Roche model used for detached, semi-detached or

Table 2: The photometric parameters of AV Del

Parameters	This Work						Mader et al. (2005)				
	B Filter	V Filter	R Filter	I Filter	BVRI Filters	BVRI + RV	B Filter	V Filter	R Filter	I Filter	BVRI + RV
i	81.389 ± 0.121	80.548 ± 0.102	81.333 ± 0.097	81.480 ± 0.147	81.165 ± 0.090	80.924 ± 0.061	81.06 ± 0.20	81.07 ± 0.12	81.42 ± 0.10	81.55 ± 0.16	81.344 ± 0.066
q	0.4968 ± 0.0031	0.4857 ± 0.0025	0.4922 ± 0.0028	0.4611 ± 0.0059	0.4929 ± 0.0068	0.4901 ± 0.0028	0.4925 ± 0.0042	0.4878 ± 0.0052	0.4874 ± 0.0046	0.4865 ± 0.0057	0.4852 ± 0.0035
T_1	6000 fixed	6000 fixed	6000 fixed	6000 fixed	6000 fixed	6000 fixed	6000 fixed	6000 fixed	6000 fixed	6000 fixed	6000 fixed
T_2	4245 ± 21	4238 ± 16	4263 ± 11	4324 ± 15	4254 ± 9	4189 ± 12	4195 ± 28	4270 ± 15	4264 ± 13	4289 ± 18	4275 ± 8
Ω_1	5.7227 ± 0.1275	5.6414 ± 0.0919	5.8148 ± 0.1091	5.5624 ± 0.1405	5.8555 ± 0.0378	5.6241 ± 0.6704	5.71 ± 0.15	5.68 ± 0.10	5.54 ± 0.11	5.78 ± 0.15	5.581 ± 0.048
Ω_2	2.8707	2.8490	2.8597	2.7998	2.8632	2.8567	2.861 ± 0.015	2.852 ± 0.015	2.852 ± 0.015	2.850 ± 0.015	2.847 ± 0.005
$L_1)B$	9.3337 ± 0.011	9.1694 ± 0.021	8.8915 ± 0.009	7.787 ± 0.011	7.635
$L_1)V$...	8.5210 ± 0.007	8.2909 ± 0.014	7.8759 ± 0.007	...	6.815 ± 0.008	6.883
$L_1)R$	7.2809 ± 0.001	...	7.2505 ± 0.021	6.7359 ± 0.009	6.168 ± 0.009	...	6.107
$L_1)I$	6.6582 ± 0.006	6.4409 ± 0.016	5.8583 ± 0.010	5.222 ± 0.013	5.450 ± 0.005
$L_2)B$	2.7929	2.9321	3.2037
$L_2)V$...	3.7063	4.0253	4.4048
$L_2)R$	4.8852	...	4.9086	5.3508
$L_2)I$	5.5548	5.7543	6.2337
$\log g_1$	3.78 ± 0.02	3.77 ± 0.02	3.80 ± 0.02	3.77 ± 0.02	3.80 ± 0.02	3.91 ± 0.02	3.759
$\log g_2$	3.03 ± 0.01	3.03 ± 0.01	3.03 ± 0.01	3.03 ± 0.01	3.03 ± 0.01	3.03 ± 0.01	3.032
$r_1(pole)$	0.1911 ± 0.0047	0.1937 ± 0.0042	0.1875 ± 0.0042	0.1957 ± 0.0054	0.1862 ± 0.0017	0.1653 ± 0.0183	0.1913	0.1925	0.1974	0.1886	0.1959
$r_1(point)$	0.1933 ± 0.0049	0.1960 ± 0.0044	0.1895 ± 0.0044	0.1980 ± 0.0057	0.1881 ± 0.0018	0.1665 ± 0.0188	0.1935	0.1947	0.1999	0.1906	0.1983
$r_1(side)$	0.1921 ± 0.0048	0.1947 ± 0.0043	0.1884 ± 0.0043	0.1968 ± 0.0055	0.1871 ± 0.0017	0.1659 ± 0.0185	0.1923	0.1935	0.1985	0.1895	0.1970
$r_1(back)$	0.1931 ± 0.0049	0.1957 ± 0.0044	0.1892 ± 0.0044	0.1977 ± 0.0056	0.1879 ± 0.0018	0.1664 ± 0.0188	0.1932	0.1944	0.1996	0.1904	0.1980
$r_2(pole)$	0.2993 ± 0.0021	0.2976 ± 0.0020	0.2984 ± 0.0017	0.2935 ± 0.0027	0.2987 ± 0.0011	0.2982 ± 0.0004	0.2986	0.2978	0.2978	0.2976	0.2974
$r_2(point)$	0.4287 ± 0.0085	0.4264 ± 0.0083	0.4275 ± 0.0071	0.4211 ± 0.0112	0.4279 ± 0.0045	0.4272 ± 0.0018	0.4277	0.4268	0.4267	0.4265	0.4262
$r_2(side)$	0.3124 ± 0.0022	0.3105 ± 0.0021	0.3115 ± 0.0018	0.3061 ± 0.0029	0.3118 ± 0.0012	0.3112 ± 0.0005	0.3116	0.3108	0.3107	0.3106	0.3104
$r_2(back)$	0.3449 ± 0.0022	0.3430 ± 0.0021	0.3440 ± 0.0018	0.3387 ± 0.0028	0.3443 ± 0.0011	0.3437 ± 0.0005	0.3441	0.3433	0.3433	0.3431	0.3429
Ω_{in}	2.8707	2.8490	2.8597	2.7998	2.8632	2.8567
Ω_{out}	2.5735	2.5579	2.5656	2.5224	2.5681	2.5635
σ	0.03	0.025	0.020	0.026	0.028	0.567

Table 3: The spectroscopic parameters of AV Del

Parameters	This Work	Mader et al. (2005)
V_γ (km/s)	-64.141 ± 0.181	-63.14 ± 0.24
a (R_\odot)	13.3192 ± 0.0347	13.34 ± 0.09

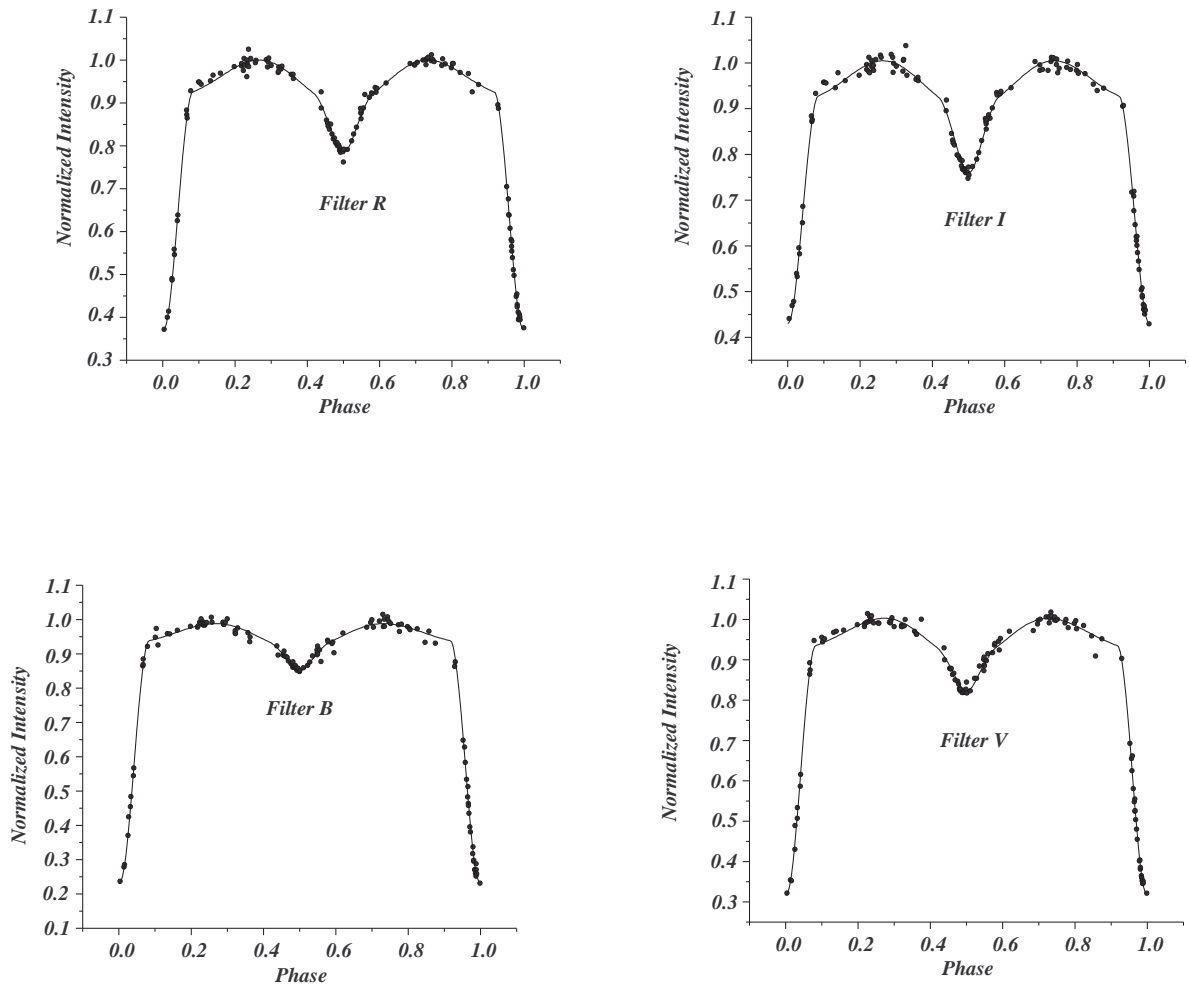


Figure 1: The observed and theoretical light curves of AV Del. The theoretical light curves are drawn on the basis of the values derived via WD code. Solid circles indicate the observed data and the continuous lines show the theoretical light curves. Up right and left diagrams clarify *I* and *R* filters, respectively. Also, down right and left diagrams show *V* and *B* filters, respectively.

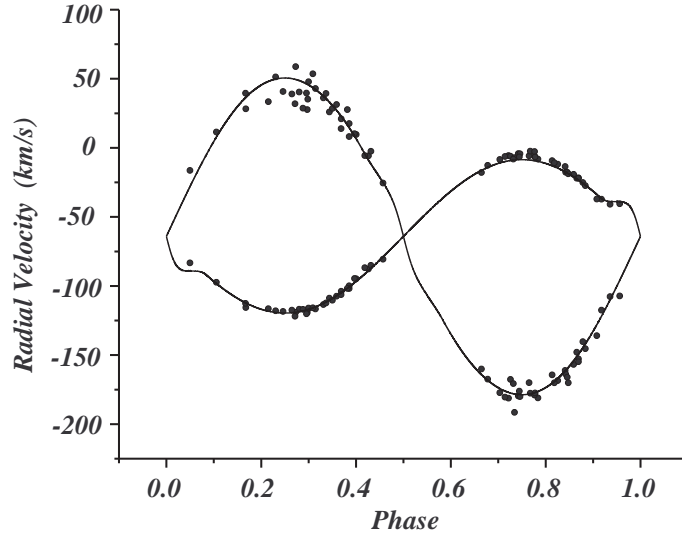


Figure 2: The observed and theoretical radial-velocity curves of AV Del. The theoretical radial-velocity curves are drawn on the basis of the values derived by using the WD code. Solid circles show the observed data and continuous lines indicate the theoretical radial-velocity curves.

Table 4: The absolute elements of the binary system AV Del

Parameters	This Work						Mader et al. (2005)
	B Filter	V Filter	R Filter	I Filter	BVRI Filters	BVRI + <i>RV</i>	BVRI + <i>RV</i>
M_1/M_\odot	1.426 ± 0.025	1.437 ± 0.027	1.432 ± 0.023	1.462 ± 0.025	1.430 ± 0.028	1.433 ± 0.031	1.453
M_2/M_\odot	0.709 ± 0.015	0.699 ± 0.017	0.704 ± 0.014	0.674 ± 0.016	0.706 ± 0.019	0.702 ± 0.021	0.705
R_1/R_\odot	2.56 ± 0.02	2.59 ± 0.02	2.51 ± 0.01	2.62 ± 0.02	2.49 ± 0.03	2.21 ± 0.03	2.632
R_2/R_\odot	4.26 ± 0.02	4.24 ± 0.02	4.25 ± 0.01	4.18 ± 0.02	4.25 ± 0.03	4.24 ± 0.03	4.233
$M_1(bol)$	2.58 ± 0.04	2.56 ± 0.04	2.63 ± 0.02	2.53 ± 0.03	2.64 ± 0.06	2.90 ± 0.07	2.47
$M_2(bol)$	2.98 ± 0.04	3.00 ± 0.03	2.97 ± 0.01	2.94 ± 0.03	2.97 ± 0.05	3.04 ± 0.07	2.90

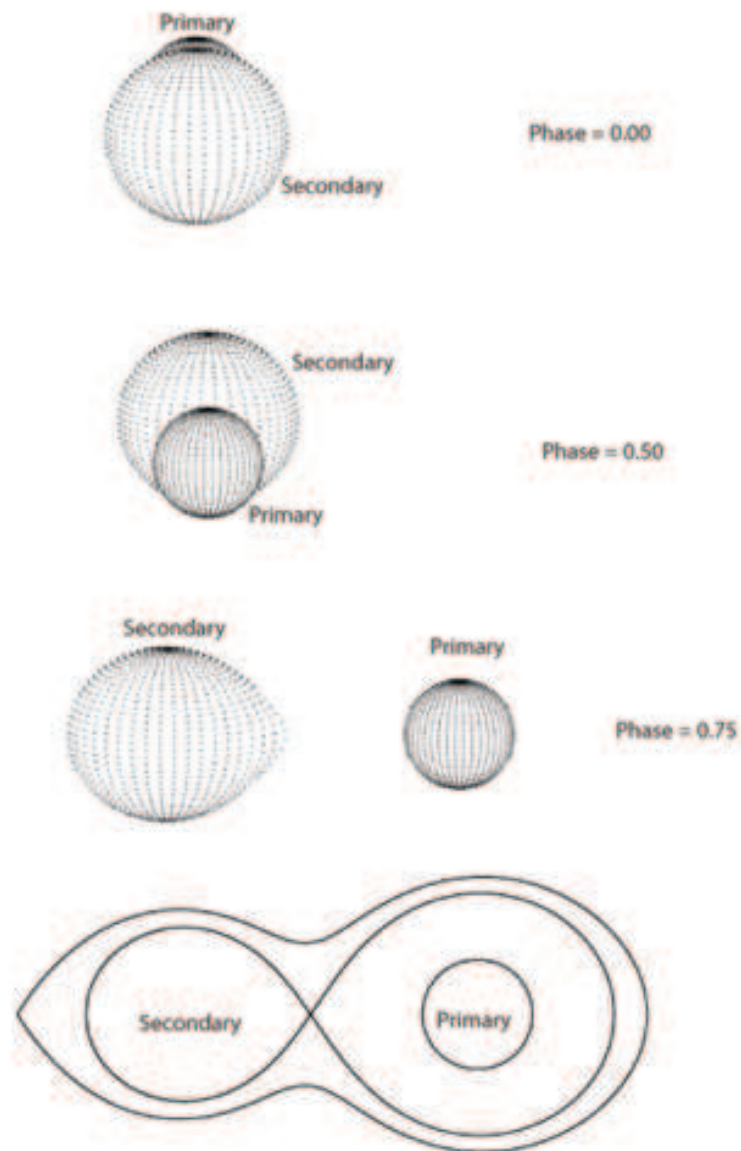


Figure 3: The Configuration of the binary system AV Del on the basis of the values derived by using the WD code. It is drawn by using the Binary Maker 2.0 (Bradstreet, 1993) software. From up to down, first, second and third figures show the configuration of the system in Phases 0.00, 0.50 and 0.75, respectively. The last figure shows the configuration of the system with the Roche lobe.

contact systems. According to previous sections, in the present study, the semi-detached configuration of the Roche model was assumed that the primary is a nontransparent uniformly rotating sphere and the secondary component filling its Roche lobe. The disc surrounds the primary star and eclipses at phase 0.0. In the model, the eclipse of the secondary star by the disc occurs at phase 0.5. The disc thickness was assumed to be constant. Also, the black body radiation models were employed to solutions by using the SHELLSPEC code.

The limb and the gravity darkening coefficients used in this code are the same as the ones explained in section 2, but the reflection effect is not included in calculations.

Since there were many free parameters in the SHELLSPEC code (because there were several adjustable environmental body), in this stage, the parameters of the primary and the secondary (those obtained in section 3) were fixed. The effect of the parameters concerning to the accretion disc, spot, jet, stream and shell on the light curve was studied to obtain the best fit on the observed data.

Fixing the free parameters of the primary and secondary stars for the values obtained on the basis of the WD code solutions will not lead to the bad results because the WD code is a perfect code to derive the parameters of the stars which are in the binary systems and thus we do not centralize our calculations on the free parameters of the primary and secondary and attend to the other objects. On the other hand, R filter observations of Mader et al. (2005) were considered for the solutions since as it is shown in Table 2, the accuracy of the results for this filter is more than others.

Solutions were determined for $temp_{sp}$ (effective temperature of the spot), $adisc$ (half of the thickness of the disc cylinder), $rindc$ (inner radius of the disc), $routdc$ (outer radius of the disc), $tempdc$ (effective temperature of the disc), $densdc$ (mean density of the disc), $anedc$ (the electron number density of the disc), $edendc$ (the exponent of the power-law behavior of the densities $\rho \sim r^n$ in the disc) and v_{trb} (microturbulence). The parameters were allowed to vary one by one and the others were kept fixed.

First, the code was run assuming there was no third body but it failed to obtain a good fit to the observed data. Then a disc only was included as a third body. On the basis of the configuration, agreement between the observed and the theoretical light curve was very good, although the paper tried to examine the effect of other bodies (spot, jet, stream and shell) on the light curve. Finally, the best fit obtained while only an accretion disc was considered. As we see in Fig. 4, when the disc is included, the agreement between the observed data and the theoretical light curve is quite good. It should be mentioned that the solution derived in this way is not a unique one. of course, it shows that the fit is remarkably improved by assuming a disc of some reliable dimensions and physical parameters. The parameters of the disc are given in Table 6. The configuration of the system while its primary star is surrounded by the accretion disc on the basis of the

Table 6: The parameters of the accretion disc of AV Del

Parameters	This work
$adisc (R_{\odot})$	1.2
$rindc (R_{\odot})$	3.5
$routdc (R_{\odot})$	8.0
$tempdc (K)$	5700
$densdc (\text{gr}/\text{cm}^3)$	33×10^{-15}
$anedc (\text{cm}^{-3})$	21×10^9
$edendc$	-1
$vtrbdc (\text{km}/\text{s})$	90

values of Table 6 are shown in Fig. 5.

5 Conclusion

The latest version of WD code was applied to solve the light and radial-velocity curves of the eclipsing binary system AV Del. The main purpose was to check the possibility of the presence of an accretion disc in the system. But, this tool was failed to find any third light in AV Del system. However, the WD code was used to determine the absolute parameters of the system. The obtained values are very close to the ones were determined by Mader et al (2005). The noticeable differences between the values and theirs are seen in the combined light and radial-velocity curves ($BVRI + RV$) solutions for i (0.42°) and T_2 (86 K). Altogether, there is no main difference between them but the present values are more accurate than the former.

The tool called SHELLSPEC code was employed to solve the light curve of AV Del known as an eclipsing binary system. A new configuration for the system was presented in terms of an accretion disc surrounding the primary star. As it is given in Table 6, the accretion disc has the shape of a cylinder. The vertical half-thickness ($1.2 R_{\odot}$) is comparable to the radius of the primary star. The distance between the primary and the secondary centers is about $13.3 R_{\odot}$ and the outer radius of the disc is $8 R_{\odot}$. Since the radiuses of the primary and the secondary are about $2.6 R_{\odot}$ and $4.2 R_{\odot}$, the outer limb of the disc will be at a distance of about $1.1 R_{\odot}$ far from the surface of the secondary. Therefore, the results are realistic. According to the disc dimensions, it is a thick disc which the temperature is more than that of the secondary and slightly less than that of the primary.

Generally, on the basis of the results, AV Del had an accretion disc while Mader et al. (2005) rejected existence of activity in the system since they didn't find obvious signs of activity displayed by the system. However, since there are many free parameters for the disc, it cannot be claimed that the fit is a unique solution (Budaj et al. 2005), but the existence of the disc in the system is certain. Therefore, the period changes

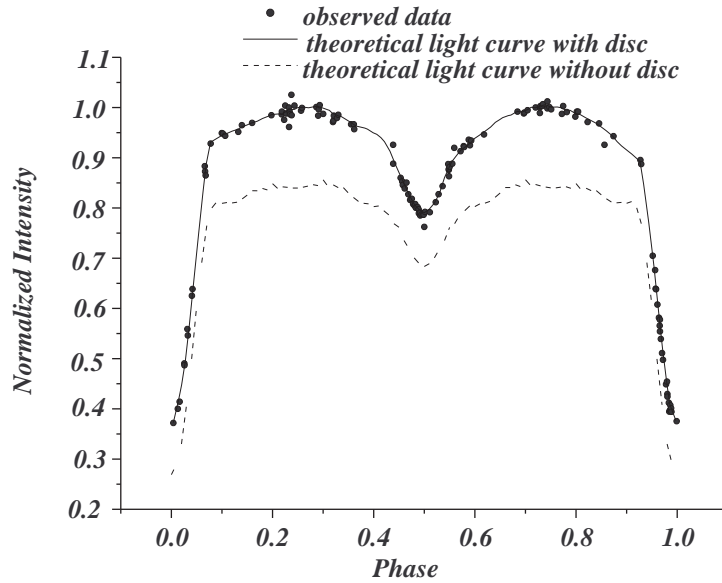


Figure 4: The observed and the theoretical light curves of AV Del. The theoretical light curves are drawn on the basis of the values derived via SHELLSPEC code. The observed data are shown by solid circles and the theoretical light curves are shown by continuous (with disc) and dashed (without disc) lines.

were seen in the system (Qian, 2002) can be related to the mass transfer between two components which has created the accretion disc.

Finally, Popper (1996) has noted although the two components appear to have comparable luminosities, the hotter and smaller component has the larger mass, with a mass ratio very provisionally about 1.9. According to the values, the results are in line with his study.

According to the results, AV Del is a semi-detached system in which the primary and secondary components have filled almost 49 ± 1 and 100 percent of their respective critical Roche lobes.

The absolute elements of both components determine the evolutionary state of the system. On the basis of the results, the components of AV Del in the H-R diagram were compared with the evolutionary track computed for the exact mass measured for the stars (Schaller et al. 1992) and for a metal abundance of $Z=0.020$ (Fig. 6). It appears that AV Del includes a main-sequence primary star whereas secondary is on the way to the giant stage.

Acknowledgments

We wish to thank Dr. Jano Budaj for his very useful comments at different stages of the work and Professor Walter Van Hamme for his very useful help for calculating the error bars of the absolute dimensions. Also we would like to thank the referees for their comments and suggestions.

References

- [1] Bradstreet, D. H. 1993, Light curve modeling of eclipsing binary stars, Springer-Verlage, P. 151
- [2] Budaj, J., Richards, M. T. 2004, Contrib. Astron. Obs. Skalanté Pleso, 34, 167
- [3] Budaj, J., Richards, M. T., Miller, B. 2005, ApJ, 623, 411
- [4] Halbedel, E. M. 1984, IBVS, 2549, 1
- [5] Haffmeister, C. 1935, Astron. Nature, 255, 401
- [6] Klinglesmith, D. A., Sobieski, S. 1970, AJ, 75, 175
- [7] Lucy, L. B. 1967, Zeit. Fur Astrophysic, 65, 89
- [8] Mader, J. A., Torres, G., Marshall, L. A., Rizvi A. 2005, AJ, 130, 234
- [9] Popper, D. M. 1996, ApJS, 106, 133
- [10] Qian, S. 2002, Ap&SS, 282, 399
- [11] Richards, M. T., Albright, G. E. 1999, ApJS, 123, 537
- [12] Rucinski, S. M. 2001, AJ, 122, 1007
- [13] Schaller, G., Schaerer, D., Meyent, G., Maeder, A. 1992, A&AS, 96, 269
- [14] Van Hamme, W. 1993, AJ, 106, 2096
- [15] Van Hamme, W., Wilson, R. E. 2007, ApJ. 661, 1129
- [16] Wilson, R. E. 1979, ApJ. 234, 1054
- [17] Wilson, R. E. 1990, ApJ. 356, 613
- [18] Wilson, R. E., Devinney, E. J. 1971, ApJ. 166, 605
- [19] Zucker, S., Mazeh, T. 1994, ApJ. 420, 806

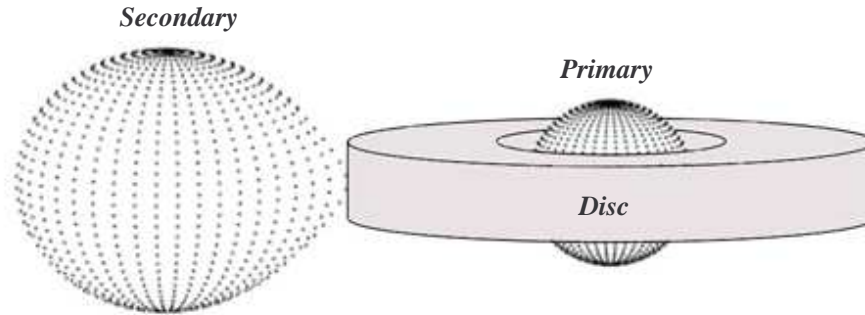


Figure 5: The Configuration of the binary system AV Del on the basis of the values derived by using the SHELLSPEC code. As we see, the primary star is surrounded by an accretion disc.

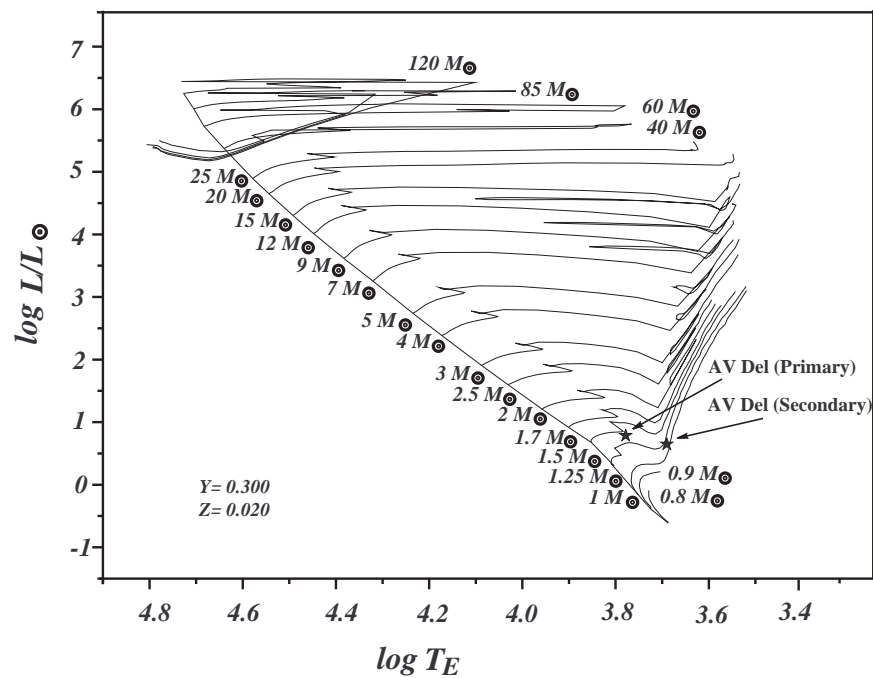


Figure 6: H-R diagram for the eclipsing binary system AV Del. The location of components are indicated with star sign. The evolutionary track computed for the exact mass measured for the stars (Schaller et al. 1992) and for a metal abundance of $Z=0.020$.