

Test of the Littlest Higgs model through the correlation among W boson, top quark and Higgs masses

Sin Kyu Kang*

School of Liberal Arts, Seoul National University of Technology, Seoul 139-743, Korea

C. S. Kim[†] and Jubin Park[‡]

Department of Physics and IPAP, Yonsei University, Seoul 120-749, Korea

Abstract

Motivated by the recent precision measurements of the W boson mass and top quark mass, we test the Littlest Higgs model by confronting the prediction of M_W with the current and prospective measurements of M_W and M_t as well as through the correlation among M_W , M_t and Higgs mass. We argue that the current values and accuracy of M_W and M_t measurements tend to favor the Littlest Higgs model over the standard model, although the most recent electroweak data may appear to be consistent with the standard model prediction. In this analysis, the upper bound on the global $SU(5)$ symmetry breaking scale turned out to be 26.3 TeV. We also discuss how the masses of the heavy gauge boson $M_{B'}$ in the Littlest Higgs model can be predicted from the constraints on the model parameters.

PACS Numbers: 12.15.Lk, 12.60.Cn, 14.80.Cp

*Electronic address: skkang@snut.ac.kr

[†]Electronic address: cskim@yonsei.ac.kr

[‡]Electronic address: jbpark@cskim.yonsei.ac.kr

I. INTRODUCTION

There have been a great deal of works on the precision test of the standard model (SM) because of the incredibly precise data obtained at the LEP and the new measurements of M_W and M_t at the Fermilab Tevatron [1, 2] as well as the recent theoretical progress in the higher order radiative corrections [3]. With such a dedicated effort for a long time to test the SM, it has been confirmed that the SM is the right model to describe the electroweak phenomena at the current experimental energy scale. What remains elusive is the origin of the electroweak symmetry breaking for which a Higgs boson is responsible in the SM. It has been known for some time that radiative corrections in the SM exhibit a small but important dependence on the Higgs boson mass, M_h . As a result, the value of M_h can, in principle, be predicted by comparing a variety of precision electroweak measurements with one another. The recent global fits to all precision electroweak data (see J. Erler and P. Langacker [4]) lead to $M_h = 113^{+56}_{-40}$ (1σ confidence level (CL)) and $M_h < 241$ GeV (95% CL). Those constraints are very consistent with bounds from direct searches for the Higgs boson at LEP II via $e^+ + e^- \rightarrow Zh$, $M_h > 114.4$ GeV [5]. Together, they seem to suggest the range, $114 \text{ GeV} < M_h < 241 \text{ GeV}$, and imply very good consistency between the SM and experiment. However, in the context of the SM valid all the way up to the Planck scale, M_h diverges due to a quadratic divergence at one loop level unless it is unnaturally fine-tuned. Thus, we need a new physics beyond the SM to stabilize M_h , which is a so-called hierarchy problem that has motivated the construction of the LHC. Candidates for this physics include supersymmetry and technicolor models relying on strong dynamics to achieve electroweak symmetry breaking.

Inspired by *dimensional deconstruction* [6], an intriguing alternative possibility that the Higgs boson is a pseudo Goldstone boson [7, 8] has been revived by Arkani-Hamed *et al.*. They showed that the gauge and Yukawa interactions of the Higgs boson can be incorporated in such a way that a quadratically divergent one-loop contribution to M_h is canceled. The cancelation of this contribution occurs as a consequence of the special collective pattern in which the gauge and Yukawa couplings break the global symmetries. Since the remaining radiative corrections to M_h are much smaller, no fine tuning is required to keep the Higgs boson sufficiently light if the strong coupling scale is of order 10 TeV. Such a light Higgs boson was called “little Higgs”. The models with little Higgs are described by nonlinear sigma models and trigger electroweak symmetry breaking by the collective symmetry breaking

mechanism. Many such models with different “theory space” have been constructed [8, 9], and electroweak precision constraints on various little Higgs models have been investigated by performing global fits to the precision data [10, 11, 12]. It is worthwhile to notice that the little Higgs models generally have three significant scales: an electroweak scale $v \sim \frac{g^2 f}{4\pi} \sim 200$ GeV, a new physics scale $g \cdot f \sim 1$ TeV and a cut-off scale of the non-linear sigma model $\Lambda \sim 4\pi f \sim 10$ TeV, where f is the scale of the global symmetry breaking. Therefore, we expect that the little Higgs models have rich and distinguishable TeV scale phenomena unlike other models, which provides strong motivation to probe them at the LHC.

Very recently, Fermilab CDF collaboration has reported the most precise single measurement of the W boson mass to date from Run II of the Tevatron [1],

$$M_w = 80.413 \pm 0.048 \text{ GeV}, \quad (1)$$

and updated the world average [13] to

$$M_w = 80.398 \pm 0.025 \text{ GeV}. \quad (2)$$

In addition, the world average result of M_t from the Tevatron experiments CDF and D0 has been given [2] by

$$M_t = 172.6 \pm 1.4 \text{ GeV}. \quad (3)$$

The mass of the top quark is now known with a relative precision of 0.8%, limited by the systematic uncertainties, and can be reasonably expected that with the full Run-II data set the top-quark mass will be known to much better than 0.8% in the foreseeable future. With the current level of experimental uncertainties as well as prospective sensitivities on M_w and M_t , we are approaching to the level to test the validity of new physics beyond the SM by a direct comparison with data or to strongly constrain new physics models.

The correlation among M_t , M_w and M_h is an important prediction of the SM, and thus deviations from it should be accounted for by the effects of new physics. In the minimal supersymmetric standard model (MSSM) case, the allowed ranges for M_w and M_t were checked by considering various parameter spaces of the MSSM [14]. They showed that the previous experimental results for M_w and M_t tend to favor the MSSM over the SM. Motivated by this fact, in this letter, we confront the Littlest Higgs model (LHM) [8] with more precision measurements of M_w and M_t than before by computing the prediction of M_w in the LHM. We examine whether the current precision measurements of M_w and M_t

tend to favor the LHM over the SM or not. From the careful numerical analysis, we obtain some constraints on the model parameters such as the global $SU(5)$ symmetry breaking scale and the mixing angles between heavy gauge bosons. By using the constraints on the model parameters, we show how the mass of heavy gauge boson B'_μ can be predicted, which could be probed at the LHC.

The organization of this letter is as follows. In Sec. II we briefly review the LHM. In Sec. III we discuss how the formula for M_w can be derived from the effective theory of the LHM, and confront the prediction of M_w with the current and prospective measurements of M_w and M_t . We also show how an upper bound on the global symmetry breaking scale f can be obtained and how it is correlated with the Higgs mass. In Sec. IV we investigate how the mixing parameters in the LHM can be constrained, and discuss how the mass of the heavy gauge boson B'_μ in the LHM can be predicted from the constraints on the model parameters. Finally we conclude our work.

II. ASPECTS OF THE LITTLEST HIGGS MODEL

We start with reviewing the aspects of the LHM which are relevant to our work. The LHM is one of the simplest and phenomenologically viable models, which realizes little Higgs idea. It initially has a global symmetry $SU(5)$ which is broken down to a global symmetry $SO(5)$ via a vacuum expectation value of order f , and a gauge group $[SU(2) \times U(1)]^2$ which is broken down to $SU(2) \times U(1)$, identified as the electroweak gauge symmetry. The characteristic feature of the LHM is to predict the existence of the new gauge bosons with masses of order TeV. The vacuum expectation value (VEV) associated with the spontaneous global symmetry breaking of $SU(5)$ is proportional to the 5×5 symmetric matrix Σ_0 given by

$$\Sigma_0 = \begin{pmatrix} & & & & 1 \\ & & & & \\ & & & 1 & \\ & & 1 & & \\ 1 & & & & \\ & 1 & & & \end{pmatrix}. \quad (4)$$

The global symmetry breaking yields 14 Goldstone bosons which transform under the electroweak $SU(2)$ symmetry as a real singlet, a real triplet, a complex doublet and a

complex triplet:

$$\mathbf{14} = \mathbf{1}_0 + \mathbf{3}_0 + \mathbf{2}_{\pm 1/2} + \mathbf{3}_{\pm 1/2} . \quad (5)$$

Among them four massless Goldstone bosons, $\mathbf{1}_0$ and $\mathbf{3}_0$ are eaten by the gauge fields so that the gauge symmetry $[SU(2) \times U(1)]^2$ is broken down to its diagonal subgroup $SU(2) \times U(1)$. The remaining complex doublet $\mathbf{2}_{\pm 1/2}$ and triplet $\mathbf{3}_{\pm 1/2}$ are identified as a component of the SM Higgs sector and an extra complex triplet Higgs, respectively. The generators of the gauge symmetry embedded into $SU(5)$ are given by

$$Q_1^a = \begin{pmatrix} \sigma^a/2 & 0 & 0 \\ 0 & 0 & 0 \\ 0 & 0 & 0 \end{pmatrix}, \quad Y_1 = \text{diag}(-3, -3, 2, 2, 2)/10, \quad (6)$$

$$Q_2^a = \begin{pmatrix} 0 & 0 & 0 \\ 0 & 0 & 0 \\ 0 & 0 & -\sigma^{a*}/2 \end{pmatrix}, \quad Y_2 = \text{diag}(-2, -2, -2, 3, 3)/10, \quad (7)$$

where σ^a are the Pauli spin matrices and Q_i^a and Y_i are each $SU(2)$ and $U(1)$ generators, respectively. Then, the generators of the electroweak symmetry $SU(2)_L \times U(1)_Y$ are $Q^a = (Q_1^a + Q_2^a)/\sqrt{2}$ and $Y = Y_1 + Y_2$.

The fluctuations of the remaining Goldstone bosons in the broken direction can be described by $\Pi = \pi^a X^a$ with the broken generators of the $SU(5)$, X^a . Then the Goldstone bosons can be parameterized by a nonlinear sigma model field $\Sigma(x)$,

$$\Sigma(x) = e^{i\Pi/f} \Sigma_0 e^{i\Pi^T/f} = e^{2i\Pi/f} \Sigma_0. \quad (8)$$

In terms of uneaten fields, the Goldstone boson field, Π , is given by

$$\Pi = \begin{pmatrix} 0 & \frac{H^\dagger}{\sqrt{2}} & \Phi^\dagger \\ \frac{H}{\sqrt{2}} & 0 & \frac{H^*}{\sqrt{2}} \\ \Phi & \frac{H^T}{\sqrt{2}} & 0 \end{pmatrix}, \quad (9)$$

where H denotes the little Higgs doublet (h^0, h^\dagger) and Φ is a complex triplet scalar field. We note that the triplet scalar field Φ should have a small expectation value of order GeV in order to not give too large contribution to the T parameter [10].

The kinetic energy term of the nonlinear sigma field Σ is given by

$$\frac{f^2}{8} \text{Tr} D_\mu \Sigma \cdot (D^\mu \Sigma)^\dagger, \quad (10)$$

where the covariant derivative of Σ is

$$D_\mu \Sigma = \partial_\mu \Sigma - i \Sigma_j [g_j W_{j\mu}^a (Q_j^a \Sigma + \Sigma Q_j^{aT}) + g'_j B_{j\mu} (Y_j \Sigma + \Sigma Y_j)], \quad (11)$$

with $j = 1, 2$. Here $W_{j\mu}^a$ and $B_{j\mu}$ stand for the $SU(2)$ and $U(1)$ gauge fields, respectively and g_j and g'_j denote the corresponding gauge coupling constants.

It is convenient to expand Σ around the VEV in powers of $1/f$,

$$\begin{aligned} \Sigma = \Sigma_0 + \frac{2i}{f} \begin{pmatrix} \Phi^\dagger & \frac{H^\dagger}{\sqrt{2}} & 0_{2 \times 2} \\ \frac{H^*}{\sqrt{2}} & 0 & \frac{H}{\sqrt{2}} \\ 0_{2 \times 2} & \frac{H^T}{\sqrt{2}} & \Phi \end{pmatrix} \\ - \frac{1}{f^2} \begin{pmatrix} H^\dagger H^* & \sqrt{2} \Phi^\dagger H^T & H^\dagger H + 2 \Phi^\dagger \Phi \\ \sqrt{2} H \Phi^\dagger & 2 H H^\dagger & \sqrt{2} H^* \Phi \\ H^T H^* + 2 \Phi \Phi^\dagger & \sqrt{2} \Phi H^\dagger & H^T H \end{pmatrix} \\ + O\left(\frac{1}{f^3}\right). \end{aligned} \quad (12)$$

Inserting Eq. (12) into Eq. (11), we obtain the mixing terms between gauge bosons as follows,

$$\begin{aligned} \mathcal{L}_{\Sigma, \text{LO}} &\sim \frac{f^2}{8} \text{Tr} |\Sigma_{j=1,2} [g_j W_{j\mu}^a (Q_j^a \Sigma_0 + \Sigma_0 Q_j^{aT}) + g'_j B_{j\mu} (Y_j \Sigma_0 + \Sigma_0 Y_j)]|^2 \\ &\sim \frac{f^2}{8} \{ (g_1^2 W_{1\mu}^a W_2^{a\mu} - 2g_1 g_2 W_{1\mu}^a W_2^{a\mu} + g_2^2 W_{2\mu}^a W_2^{a\mu}) \\ &\quad + \frac{1}{5} (g_1'^2 B_{1\mu} B_1^\mu - 2g_1' g_2' B_{1\mu} B_2^\mu + g_2'^2 B_{2\mu} B_2^\mu) \}. \end{aligned} \quad (13)$$

With the help of the following transformations

$$W_\mu^a = s W_{1\mu}^a + c W_{2\mu}^a, \quad W_\mu^{a'} = -c W_{1\mu}^a + s W_{2\mu}^a, \quad (14)$$

$$B_\mu = s' B_{1\mu} + c' B_{2\mu}, \quad B_\mu' = -c' B_{1\mu} + s' B_{2\mu}, \quad (15)$$

with

$$s = \frac{g_2}{\sqrt{g_1^2 + g_2^2}}, \quad c = \frac{g_1}{\sqrt{g_1^2 + g_2^2}}, \quad (16)$$

$$s' = \frac{g_2'}{\sqrt{g_1'^2 + g_2'^2}}, \quad c' = \frac{g_1'}{\sqrt{g_1'^2 + g_2'^2}}, \quad (17)$$

two massive states $W_\mu^{a'}$ and B_μ' are obtained whose masses are given by

$$\begin{aligned} M_{W_\mu^{a'}} &= \sqrt{g_1^2 + g_2^2} \frac{f}{2}, \\ M_{B_\mu'} &= \sqrt{g_1'^2 + g_2'^2} \frac{f}{\sqrt{20}}, \end{aligned} \quad (18)$$

respectively, and two massless W_μ^a and B_μ bosons which are identified as the massless SM gauge bosons before the electroweak symmetry breaking. Those SM gauge fields become massive after the electroweak symmetry breaking at a few hundred GeV scale. Hereafter we denote the SM gauge fields in the mass basis as W, Z and A . We also notice that the SM gauge couplings are $g = g_1 s = g_2 c$ and $g' = g'_1 s' = g'_2 c'$ for $SU(2)_L$ and $U(1)_Y$, respectively.

III. PREDICTION OF M_W AND UPPER BOUND ON f

The primary goal of our work is to estimate the prediction for the mass of W boson in the LHM. To do this, it is convenient to construct low energy effective lagrangian for the LHM below the mass scales of the heavy gauge bosons and then extract the corrections coming from higher dimensional operators. The quartic couplings of the Higgs and gauge bosons can be obtained by expanding the next-to-leading order terms of the non-linear sigma field in the kinetic term,

$$\mathcal{L}_{\Sigma, \text{ NLO}} \sim \frac{1}{2} \text{Tr} | \sum_{j=1,2} [g_j W_{j\mu}^a (Q_j^a \Pi \Sigma_0 + \Pi \Sigma_0 Q_j^{aT}) + g'_j B_{j\mu} (Y_j \Pi \Sigma_0 + \Pi \Sigma_0 Y_j)] |^2. \quad (19)$$

Expressing these gauge bosons in terms of the mass eigenstates W_μ^a , $W_\mu^{a'}$, B_μ and B_μ' , the quartic terms are given by

$$\begin{aligned} \mathcal{L}_{\Sigma, \text{ NLO}} \sim & +\frac{1}{4} g^2 \left(W_\mu^a W^{b\mu} - \frac{(c^2 - s^2)}{sc} W_\mu^a W'^{b\mu} \right) \text{Tr} [H^\dagger H \delta^{ab} + 2\Phi^\dagger \Phi \delta^{ab} + 2\sigma^a \Phi^\dagger \sigma^{bT} \Phi] \\ & -\frac{1}{4} g^2 \left(W_\mu'^a W'^{a\mu} \text{Tr} [H^\dagger H + 2\Phi^\dagger \Phi] - \frac{(c^4 + s^4)}{2s^2 c^2} W_\mu'^a W'^{b\mu} \text{Tr} [2\sigma^a \Phi^\dagger \sigma^{bT} \Phi] \right) \\ & +g'^2 \left(B_\mu B^\mu - \frac{(c'^2 - s'^2)}{s'c'} B_\mu B'^\mu \right) \text{Tr} \left[\frac{1}{4} H^\dagger H + \Phi^\dagger \Phi \right] \\ & -g'^2 \left(B_\mu' B'^\mu \text{Tr} \left[\frac{1}{4} H^\dagger H \right] - \frac{(c'^2 - s'^2)^2}{4s'^2 c'^2} B_\mu' B'^\mu \text{Tr} [\Phi^\dagger \Phi] \right) + \dots \end{aligned} \quad (20)$$

Integrating out the heavy gauge bosons $W_\mu^{a'}$ and B_μ' , we obtain additional operators which cause modification of relations between the SM parameters, and thus their coefficients can be constrained from electroweak precision data. Among the additional operators, the terms quadratic with respect to the light gauge fields are given in the unitary gauge by

$$\begin{aligned} \mathcal{L}_{\text{ effective}} \sim & -\frac{g^2(s^2 - c^2)^2}{8f^2} W^{a\mu} W_\mu^a h^4 - \frac{5g^2(s'^2 - c'^2)^2}{8f^2} W^{3\mu} W_\mu^3 h^4 \\ & -\frac{g'^2(s^2 - c^2)^2}{8f^2} B^\mu B_\mu h^4 - \frac{5g'^2(s'^2 - c'^2)^2}{8f^2} B^\mu B_\mu h^4 \\ & +\frac{gg'(s^2 - c^2)^2}{4f^2} W^{3\mu} B_\mu h^4 \end{aligned}$$

$$\begin{aligned}
& + \frac{g^2}{4f^2} W^{a\mu} W_\mu^a h^4 + \frac{g'^2}{4f^2} B^\mu B_\mu h^4 - \frac{gg'}{2f^2} B^\mu W_\mu^3 h^4 \\
& + \frac{g^2}{2} W^{a\mu} W_\mu^a \varphi^2 + \frac{g^2}{2} W^{3\mu} W_\mu^3 \varphi^2 + g'^2 B^\mu B_\mu \varphi^2 - 2gg' B^\mu W_\mu^3 \varphi^2, \quad (21)
\end{aligned}$$

where we only take the $h \equiv \text{Re } h^0$ component of Higgs field H and $\varphi \equiv \text{Re } \phi^0$ component of the triplet scalar field Φ from the lagrangian above up to $\frac{v^4}{f^2}$ order. Those operators in Eq. (21) induce corrections to the masses of W and Z bosons after the scalar fields get VEVs. After h and φ get VEVs

$$\langle h \rangle = \frac{v}{\sqrt{2}}, \quad (22)$$

$$\langle \varphi \rangle = v', \quad (23)$$

we obtain the masses of W and Z bosons and fermi constant G_F , which are presented in terms of the model parameters as follows;

$$M_W^2 = g^2 \frac{v^2}{4} \left(1 + \frac{(s^4 + 6s^2c^2 + c^4)v^2}{4f^2} + 4\frac{v'^2}{v^2} \right), \quad (24)$$

$$M_Z^2 = (g^2 + g'^2) \frac{v^2}{4} \left(1 + \frac{(s^4 + 6s^2c^2 + c^4)v^2}{4f^2} - \frac{5(s'^2 - c'^2)v^2}{4f^2} + 8\frac{v'^2}{v^2} \right), \quad (25)$$

$$\frac{1}{G_F} = \sqrt{2}v^2 \left(1 + \frac{v^2}{4f^2} + 4\frac{v'^2}{v^2} \right). \quad (26)$$

Now, let us relate the model parameters to observables by using the precision experimental values of $\alpha(M_Z^2)$, M_Z and G_F as inputs. From the standard definition of the weak mixing angle $\sin \theta_0$ around the Z pole given as follows [15],

$$\sin^2 \theta_0 \cos^2 \theta_0 = \frac{\pi \alpha(M_Z^2)}{\sqrt{2} G_F M_Z^2}, \quad (27)$$

$$\sin^2 \theta_0 = 0.23108 \pm 0.00005, \quad (28)$$

where $\alpha(M_Z^2)^{-1} = 128.91 \pm 0.02$ is the running SM fine-structure constant evaluated at M_Z [4], we see that the mixing angle $\sin \theta_W$ is related to $\sin \theta_0$ through the relation,

$$\begin{aligned}
s_0^2 &= s_W^2 + \delta s_W^2 = s_W^2 - \frac{s_W^2 c_W^2}{c_W^2 - s_W^2} \left[\frac{\delta G_F}{G_F} + \frac{\delta M_Z^2}{M_Z^2} - \frac{\delta \alpha}{\alpha} \right] \\
&= s_W^2 - \frac{s_W^2 c_W^2}{c_W^2 - s_W^2} \left[4\Delta' + \Delta \left(-\frac{5}{4} + c^2(1 - c^2) + 5c'(1 - c'^2) \right) \right], \quad (29)
\end{aligned}$$

where

$$\Delta = \frac{v^2}{f^2}, \quad \Delta' = \frac{v'^2}{v^2}. \quad (30)$$

Here, we omitted the $\delta\alpha$ term since there is no α correction. Using the relations Eqs. (24,25,29), we obtain

$$\frac{M_w^2}{M_z^2} - c_0^2 = \frac{c_W^2}{c_W^2 - s_W^2} \left[\Delta \left(\frac{5}{4} c_W^2 - s_W^2 (c^2 - c^4) - 5c_W^2 (c'^2 - c'^4) \right) - \Delta' 4c_W^2 \right]. \quad (31)$$

Finally we can get the form of M_w as a function of c, c', f , after substituting the numerical value of s_0 , as

$$M_w(c, c', f) = (M_w)_{\text{SM}} [1 + \Delta \cdot \mathcal{G}(c, c', f) + \Delta' \cdot \mathcal{H}(c, c', f)], \quad (32)$$

and for $f \geq 4$ TeV, approximately

$$M_w \simeq (M_w)_{\text{SM}} [1 + \Delta(0.89 - 0.21c^2 + 0.21c^4 - 3.6c'^2 + 3.6c'^4) - 2.9\Delta']. \quad (33)$$

Therefore, it is reasonable that the W boson mass M_w is decomposed into the SM contribution $(M_w)_{\text{SM}}$ and the shift due to new tree-level contributions in the LHM.

To compare the prediction of W boson mass in the LHM with the current measurements of M_w and M_t , we first compute the SM contribution of the W -boson mass, $(M_w)_{\text{SM}}$ by using the fortran program package ZFITTER [16], in which two and three loop corrections are included. In the numerical estimation of $(M_w)_{\text{SM}}$, we take the five parameters, hadronic correction to the QED coupling $\Delta_h^{(5)}$, the QCD coupling α_s , the Z boson mass M_z , the top quark mass M_t and the Higgs mass M_h , as input parameters. For their numerical values, we take $\Delta_h^{(5)} = 0.02802(15)$, $\alpha_s = 0.1216(17)$, $M_z = 91.1874(21)$ GeV. For the input values of M_t and M_h , we consider the ranges $160 \leq M_t \leq 185$ GeV and $115 \leq M_h \leq 400$ GeV, respectively, in order to see how the prediction of M_w is correlated with M_t and M_h . Here, the lower limit of M_h is adopted from the direct search at LEP [5]. As one can see from Eq. (33), the part of the shift of M_w from $(M_w)_{\text{SM}}$ due to new contributions of the LHM depends on the parameters c, c', Δ , and Δ' . For the sake of simplicity, we set the triplet VEV v' to be zero. We note in fact that this triplet VEV turns out to generate sub-leading contributions [10]. Thus, in this work, the model dependent input parameters are c, c' and Δ . Among them, the parameters c and c' are restricted to be $-1 \leq c(c') \leq 1$ and Δ should be much less than one. For example, if we take $f \simeq 1$ TeV, then $\Delta \simeq 0.06$.

Based on the formulae for M_w given in Eq. (33) and taking appropriate numerical values for the input parameters including M_t and M_h , we finally obtain the prediction of M_w in the LHM. It is worthwhile to notice that there exist upper and lower limits for the prediction of M_w for a fixed parameter set (M_t, M_h, Δ) due to the restriction of the mixing parameters

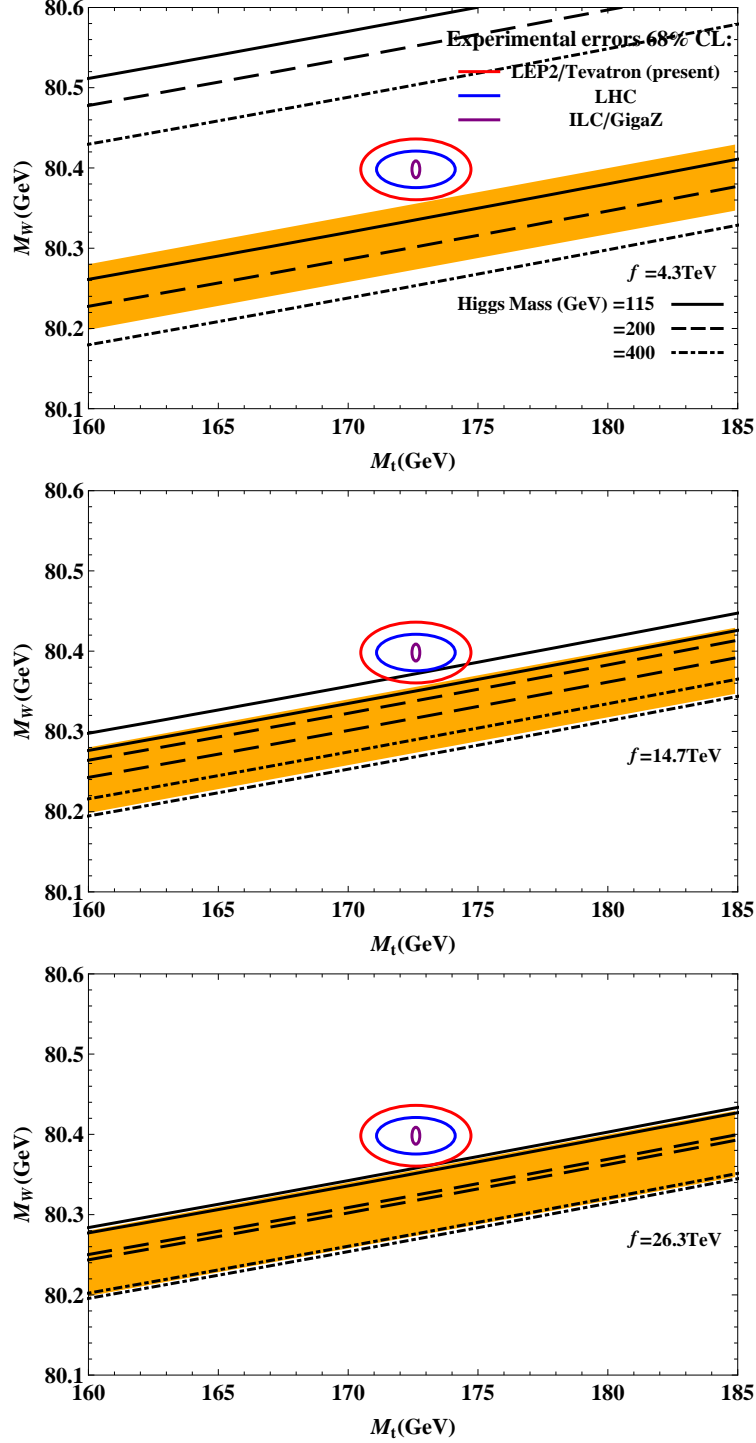


FIG. 1: Plots represent maximum (upper line) and minimum (lower line) values of M_W as a function of M_t in the SM (orange colored band) and the LHM with $f = 4.3, 14.7$ and 26.3 TeV, where solid, dashed and dot-dashed lines correspond to $M_h = 115, 200$ and 400 GeV, respectively. Red, blue and purple ellipses correspond to the current measurements [2, 13], prospective measurements at the LHC [17, 18], and at the ILC with GigaZ [19, 20] at the 68 % confidence level, respectively.

c and c' . As one can expect, the gap between the upper and lower limits for the prediction of M_w for a given M_h gets smaller as the value of f increases.

In Fig. 1, we show the predictions of M_w in the SM and the LHM with $f=4.3, 14.7$ and 26.3 TeV as a function of M_t . The reason why we take those particular values of f will become clear from the discussions presented below. The orange colored bands in Fig. 1 indicate the SM prediction of M_w for $115 \text{ GeV} \leq M_h \leq 400 \text{ GeV}$. As is well known, the SM prediction of M_w for a fixed M_t gets smaller as M_h increases, so the upper and lower limits for the orange bands correspond to $M_h = 115 \text{ GeV}$ and $M_h = 400 \text{ GeV}$, respectively. Similarly, the solid, dashed and dotted lines correspond to the upper and lower limits for the prediction of M_w for $M_h=115, 200$ and 400 GeV , respectively in the LHM. In the center of each panel, the red ellipse represents the current experimental results of LEP2/Tevatron, $M_w = 80.398 \pm 0.025$ [13] and $M_t = 172.6 \pm 1.4 \text{ GeV}$ [2], the blue and purple represent the same central values with prospective uncertainties for M_w and M_t as the current ones achievable at the LHC [17, 18],

$$\delta M_w = 15 \text{ MeV} , \quad \delta M_t = 1.0 \text{ GeV} , \quad (34)$$

and at the ILC/GigaZ [19, 20],

$$\delta M_w = 7 \text{ MeV} , \quad \delta M_t = 0.1 \text{ GeV} , \quad (35)$$

at 1σ CL, respectively. It is likely that the current experimental data for M_w and M_t disfavors the SM prediction of M_w at 1σ CL. As shown in Fig. 1, if the future measurements of M_w and M_t at the LHC and ILC would be done like the blue and purple ellipses, it could serve as a hint for the existence of new physics beyond the SM.

We see from Fig. 1 that in the case of $f = 4.3 \text{ TeV}$, the predictions of M_w in the LHM for the given range of M_h cover the whole regions of the ellipses. However, in the case of $f = 14.7 \text{ TeV}$, the 1σ ellipse for the current measurements of M_w and M_t is consistent with the prediction of M_w for $M_h = 115 \text{ GeV}$ but appears to be inconsistent with the predictions for larger values of M_h . In our numerical estimation, we have observed that the predictions of M_w for $f \gtrsim 14.7 \text{ TeV}$ deviate from the 1σ ellipse for the prospective measurements of M_w and M_t achievable at the LHC, and thus $f = 14.7 \text{ TeV}$ could be regarded as an upper bound on f in the LHM in the LHC era. In the case of $f = 26.3 \text{ TeV}$, even the 1σ ellipse for the current measurements of M_w and M_t starts to deviate from the whole region of the prediction for M_w in the LHM, and it is almost the same as the SM prediction of M_w .

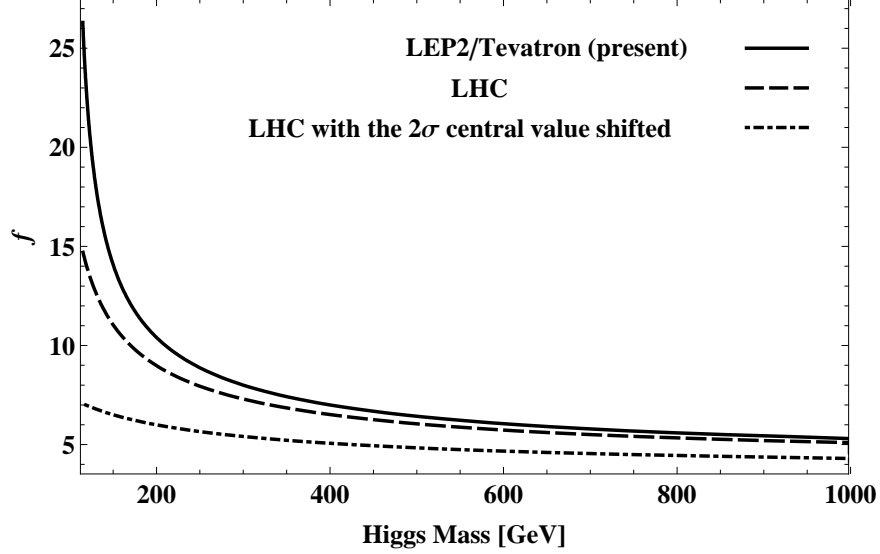


FIG. 2: Plots represent the upper bound on f as a function of the Higgs mass M_h . The solid, dashed and dot-dashed curves correspond to the cases of the ellipses obtained from the current data, the LHC prospect with the same central values as the current ones, and the LHC prospect with different central values (*i.e.* $M_t = 169.8$ GeV, $M_w = 80.448$ GeV deviated from the current values by 2σ), respectively.

Thus, $f = 26.3$ TeV can be regarded as the current upper bound on the symmetry breaking scale in the LHM.

It is worthwhile to notice that the upper bound on f obtained above is closely related with the current lower limit on the Higgs mass $M_h = 114$ GeV. If the Higgs boson with $M_h > 114$ GeV is discovered or the lower limit on M_h is increased in the future, the upper bound on f will be decreased to the values lower than $f = 14.7$ TeV.

In Fig. 2, we show how the upper bound on f depends on the Higgs mass. The solid, dashed and dot-dashed curves correspond to the cases of the ellipses obtained from the current data, the LHC prospect with the same central values as the current ones, and the LHC prospect with different central values (*i.e.* $M_t = 169.8$ GeV, $M_w = 80.448$ GeV corresponding to 2σ deviation from the present central values), respectively. In this plot we see that as M_h decreases, the upper bound on f rapidly increases. If a light Higgs boson with mass, for example, roughly $M_h \sim 200$ GeV is observed at the LHC, the results in Fig. 2 indicate that the value of f will be below about 9 TeV. On the other hand, if the Higgs mass is measured to be rather heavy ($M_h \sim 800$ GeV), f will be below 5.3 TeV. Here, note that we allow M_h to be up to 1 TeV because of the unitarity of the longitudinal $W_L - W_L$ scattering

amplitude [21]. Thus, taking the Higgs mass $M_h = 1$ TeV, the upper bound on f lowers down to 5.0 (4.3) TeV for solid (dashed) curve. Therefore, as the upper bound on f gets increased, the allowed Higgs mass in the context of the LHM gets smaller. It is also worthwhile to see that the shift of the central values for M_w and M_t while keeping the same uncertainties, the case corresponding to the dot-dashed curve, lowers the upper bound on f . In addition, as expected, the reduction of the uncertainties in future experiments such as the LHC and ILC must lower the upper bound on f , too. It is interesting to notice that there exists a lower bound on f , $f \geq 4$ TeV at 95% CL, coming from the global fit to electroweak precision data [10], and for certain variations of the LHM there exists a parameter space which can bring the f value as low as $1 \sim 2$ TeV by changing the $U(1) \times U(1)$ charge assignments of the SM fermions [11]. Combining the lower bound on f from the global fit together with the upper bound estimated here, we can narrow down the range of the symmetry breaking scale f . Such a narrow range of f may be useful to investigate the effects of the LHM, which can be probed at the LHC.

IV. CONSTRAINTS ON THE MIXING PARAMETERS AND HEAVY GAUGE BOSON MASSES

Let us investigate how the allowed regions of the mixing parameters c and c' in the LHM can be extracted from comparison with experimental results. Bearing in mind that both mixing parameters c and c' have finite domain ($-1 \leq c, c' \leq 1$), we first scan all possible points of c and c' on calculating M_w . We then pick up the values of c and c' for which the prediction of M_w for fixed values of M_h and f is consistent with the 1σ ellipse for the current measurements of M_w and M_t . In this way, we obtain the allowed regions of the mixing parameters c and c' . For our numerical calculation, we take several cases, $f=1, 4, 5$ and 7.

Fig. 3 presents the allowed regions for c and c' for given values of f . In each panel, the colored bands correspond to the allowed regions of the parameter space (c and c') for $M_h=115, 200, 300$ and 400 GeV, respectively. It is interesting to see that the mixing parameter c' is rather strongly constrained whereas c is not constrained at all. This is because the prediction of M_w is much more sensitive to c' rather than c for a given parameter set as can be seen from Eq. (33). In the case of $f=1$ TeV, the gap of each band is very narrow compared with those for other cases. And for the case with f smaller than 1 TeV this feature

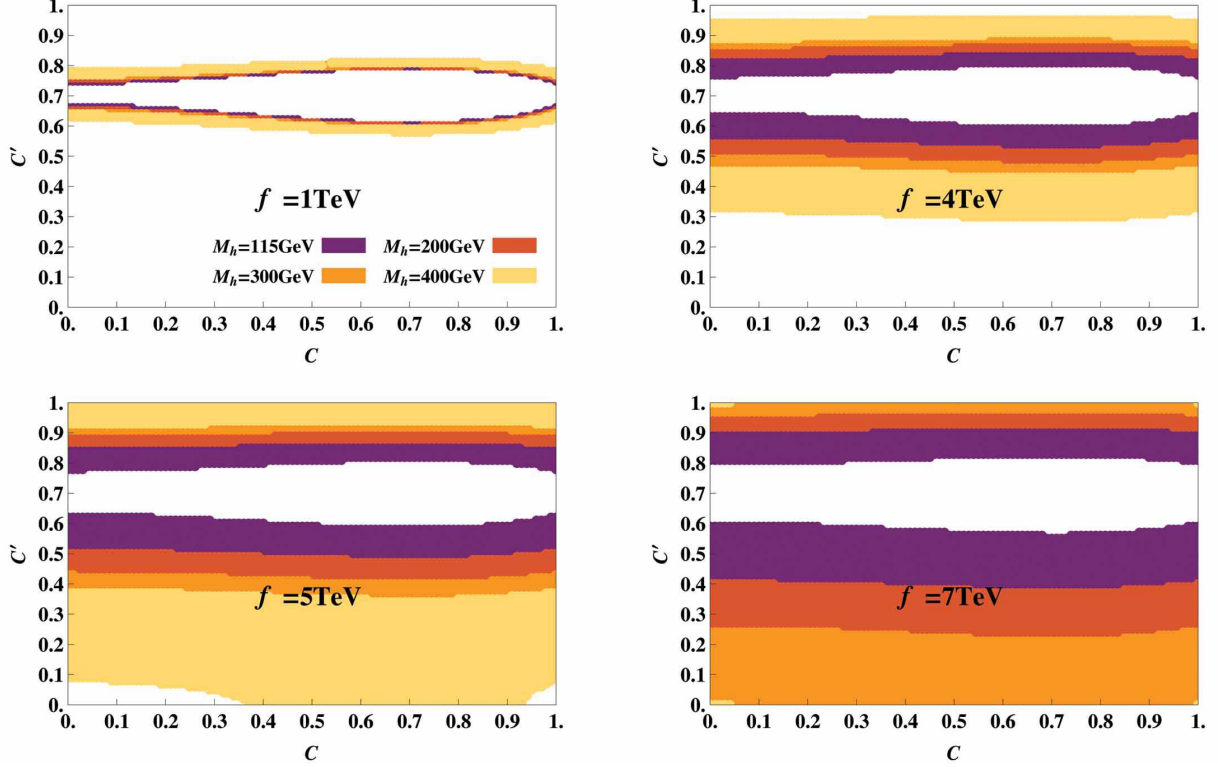


FIG. 3: We plot the allowed region of the parameter space (c and c') for $f=1, 4, 5$ and 7 TeV, where the four colors correspond to $M_h=115, 200, 300$ and 400 GeV, respectively.

almost does not change at all. There also exist common forbidden parameter regions around $c' \sim 0.7$ for all values of f . The forbidden region is expanded as f increases. In fact, the size of Δ gets larger as f decreases, so for the realm of small f , small change of c' leads to rather large change of M_w , whereas the sensitivity of M_h and M_t through $(M_w)_{\text{SM}}$ to M_w is not substantial. For $f \gtrsim 4$ TeV, the allowed regions of c' appears to be expanded as f increases, and they include very small c' for large values of M_h . This is because the value of Δ gets smaller as f increases, so the sensitivity of c' to M_w becomes weaker whereas that of M_h to M_w becomes stronger. For a fixed value of M_h , the boundaries of the allowed region for c' are extended as f increases. For the case of $f=7$ TeV, as can be seen from Fig. 3, there is no allowed region of c and c' for $M_h \gtrsim 400$ GeV. This can be regarded as an upper limit of M_h along with f allowed in the context of the LHM.

The constraint on c' obtained above enables us to estimate the masses of heavy gauge bosons in the LHM. The masses of the heavy gauge bosons $W_\mu^{a'}$ and B_μ' are given in terms of mixing parameters by

$$M_{W'} = \frac{g}{2sc}f \geq gf, \quad M_{B'} = \frac{g'}{2\sqrt{5}s'c'}f \geq \frac{g'f}{\sqrt{5}}. \quad (36)$$

TABLE I: The allowed regions of the mixing parameter c' are presented for $f = 1, 2$ and 4 TeV and $M_h = 115, 200, 300$ and 400, respectively. Note that there are two allowed regions for each f and M_h . Note also that there are common forbidden regions ($0.69 < c' < 0.73$).

Constraints on the mixing parameter c' and the mass of the heavy gauge boson B'				
f value	M_h	Bottom region	Top region	expected B' mass
1 TeV	115 GeV	$0.60 \sim 0.69$	$0.73 \sim 0.80$	$159.4 \sim 165.9, 159.6 \sim 165.9$ GeV
	200 GeV	$0.60 \sim 0.67$	$0.75 \sim 0.80$	$160.1 \sim 165.9, 160.5 \sim 165.9$ GeV
	300 GeV	$0.59 \sim 0.66$	$0.75 \sim 0.80$	$160.6 \sim 167.1, 160.5 \sim 165.9$ GeV
	400 GeV	$0.59 \sim 0.65$	$0.76 \sim 0.81$	$161.2 \sim 167.1, 161.2 \sim 167.6$ GeV
2 TeV	115 GeV	$0.56 \sim 0.67$	$0.74 \sim 0.82$	$320.1 \sim 343.2, 319.9 \sim 339.3$ GeV
	200 GeV	$0.55 \sim 0.63$	$0.78 \sim 0.84$	$325.5 \sim 346.7, 326.2 \sim 349.4$ GeV
	300 GeV	$0.53 \sim 0.61$	$0.80 \sim 0.84$	$329.4 \sim 354.3, 331.7 \sim 349.4$ GeV
	400 GeV	$0.52 \sim 0.59$	$0.81 \sim 0.85$	$334.3 \sim 358.5, 335.2 \sim 355.6$ GeV
4 TeV	115 GeV	$0.42 \sim 0.60$	$0.80 \sim 0.90$	$663.4 \sim 835.5, 637.9 \sim 787.5$ GeV
	200 GeV	$0.36 \sim 0.53$	$0.85 \sim 0.93$	$708.6 \sim 948.2, 690.0 \sim 903.8$ GeV
	300 GeV	$0.32 \sim 0.48$	$0.88 \sim 0.95$	$756.3 \sim 1050.4, 739.2 \sim 963.4$ GeV
	400 GeV	$0.28 \sim 0.44$	$0.90 \sim 0.96$	$806.0 \sim 1148.7, 811.7 \sim 1148.7$ GeV

In addition to those derived lower bounds on the masses of heavy gauge bosons, we can constrain the size of $M_{B'}$ further by imposing the constraint on c' obtained above.

In Table I, we present the predictions of $M_{B'}$ for several combinations of f and M_h along with the constraints on c' . As the value of f decreases, $M_{B'}$ is predicted to get smaller and the theoretical uncertainty gets narrower. In the light of search for new physics, that is a very important implication for the verification of the validity of the LHM when we get to probe or even observe a certain signal for new additional gauge bosons at future colliders.

In conclusion, based on the prediction of M_w in the LHM, we have compared it with the current and prospective measurements of M_w and M_t , and found that the current values and accuracy of M_w and M_t measurements tend to favor the LHM over the SM, although the most recent electroweak data may appear to be consistent with the SM prediction. We

have found that the predictions of M_W in the LHM for $f \gtrsim 26.3$ TeV deviate from the realm of the 1σ ellipse for the measurements of M_W and M_t , and thus $f = 26.3$ TeV can be regarded as the upper bound on f . We have discussed how the upper bound on f depends on the Higgs boson mass. As M_h decreases, the upper bound on f rapidly increases. We have examined how the parameters c and c' can be constrained by comparing the prediction of M_W with the current precision measurements of M_W and M_t . For a given parameter set, it turns out that c' is strongly constrained for small f whereas c is not constrained at all. We have studied how the mass of the heavy gauge boson $M_{B'}$ in the LHM can be extracted from the constraint on c' for a given value of f . We anticipate that more precision data for M_W and M_t as well as even discovery of the Higgs boson at the LHC would give the LHM even more preference and provide a decisive clue on the evidence of the LHM.

ACKNOWLEDGEMENTS

We thank G. Cvetič for careful reading of the manuscript and his valuable comments. JBP was supported by the Korea Research Foundation Grant funded by the Korean Government (MOEHRD) No. KRF-2005-070-C00030. CSK was supported in part by CHEP-SRC Program and in part by the Korea Research Foundation Grant funded by the Korean Government (MOEHRD) No. KRF-2005-070-C00030. SKK was supported by KRF Grant funded by the Korean Government (MOEHRD) No. KRF-2006-003-C00069.

-
- [1] T. Aaltonen *et al.* [CDF Collaboration], “First Measurement of the W Boson Mass in Run II of the Tevatron,” *Phys. Rev. Lett.* **99**, 151801 (2007) [arXiv:0707.0085 [hep-ex]].
 - [2] T. T. E. Group *et al.* [CDF Collaboration], “A Combination of CDF and D0 Results on the Mass of the Top Quark,” arXiv:0803.1683 [hep-ex].
 - [3] C. Buttar *et al.*, “Les Houches physics at TeV colliders 2005, standard model, QCD, EW, and Higgs working group: Summary report,” arXiv:hep-ph/0604120; R. Boughezal, J. B. Tausk and J. J. van der Bij, “Three-loop electroweak corrections to the W-boson mass and $\sin^2(\theta_{\text{lept}}(\text{eff}))$ in the large Higgs mass limit,” *Nucl. Phys. B* **725**, 3 (2005) [arXiv:hep-ph/0504092]; M. Awramik, M. Czakon, A. Freitas and G. Weiglein, “Precise prediction for the W-boson mass in the standard model,” *Phys. Rev. D* **69**, 053006 (2004) [arXiv:hep-ph/0311148].

- [4] J. Erler and P. Langacker, in "10. Electroweak model and constraints on new physics", W.-M. Yao et al., J. Phys. G 33, updated version online: <http://pdg.lbl.gov/>
- [5] R. Barate *et al.* [LEP Working Group for Higgs boson searches], "Search for the standard model Higgs boson at LEP," Phys. Lett. B **565**, 61 (2003) [arXiv:hep-ex/0306033].
- [6] N. Arkani-Hamed, A. G. Cohen and H. Georgi, "(De)constructing dimensions," Phys. Rev. Lett. **86**, 4757 (2001) [arXiv:hep-th/0104005].
- [7] H. Georgi and A. Pais, "Calculability And Naturalness In Gauge Theories," Phys. Rev. D **10**, 539 (1974); H. Georgi and A. Pais, "Vacuum Symmetry And The Pseudogoldstone Phenomenon," Phys. Rev. D **12**, 508 (1975); N. Arkani-Hamed, A. G. Cohen and H. Georgi, "Electroweak symmetry breaking from dimensional deconstruction," Phys. Lett. B **513**, 232 (2001) [arXiv:hep-ph/0105239].
- [8] N. Arkani-Hamed, A. G. Cohen, E. Katz and A. E. Nelson, "The lightest Higgs," JHEP **0207**, 034 (2002) [arXiv:hep-ph/0206021].
- [9] M. Schmaltz, "The simplest little Higgs," JHEP **0408**, 056 (2004) [arXiv:hep-ph/0407143]; D. E. Kaplan and M. Schmaltz, "The little Higgs from a simple group," JHEP **0310**, 039 (2003) [arXiv:hep-ph/0302049]; H. C. Cheng and I. Low, "TeV symmetry and the little hierarchy problem," JHEP **0309**, 051 (2003) [arXiv:hep-ph/0308199]; H. C. Cheng and I. Low, "Little hierarchy, little Higgses, and a little symmetry," JHEP **0408**, 061 (2004) [arXiv:hep-ph/0405243]; I. Low, "T parity and the lightest Higgs," JHEP **0410**, 067 (2004) [arXiv:hep-ph/0409025]; I. Low, W. Skiba and D. Smith, "Little Higgses from an antisymmetric condensate," Phys. Rev. D **66**, 072001 (2002) [arXiv:hep-ph/0207243].
- [10] C. Csaki, J. Hubisz, G. D. Kribs, P. Meade and J. Terning, "Big corrections from a little Higgs," Phys. Rev. D **67**, 115002 (2003) [arXiv:hep-ph/0211124].
- [11] C. Csaki, J. Hubisz, G. D. Kribs, P. Meade and J. Terning, "Variations of little Higgs models and their electroweak constraints," Phys. Rev. D **68**, 035009 (2003) [arXiv:hep-ph/0303236].
- [12] A. Deandrea, "Little Higgs and precision electroweak tests," arXiv:hep-ph/0405120; C. Kilic and R. Mahbubani, "Precision electroweak observables in the minimal moose little Higgs model," JHEP **0407**, 013 (2004) [arXiv:hep-ph/0312053]; M. C. Chen, "Models of little Higgs and electroweak precision tests," Mod. Phys. Lett. A **21**, 621 (2006) [arXiv:hep-ph/0601126]; G. Marandella, C. Schappacher and A. Strumia, "Little-Higgs corrections to precision data after LEP2," Phys. Rev. D **72**, 035014 (2005) [arXiv:hep-ph/0502096]; T. Gregoire, D. R. Smith and J. G. Wacker, "What precision electroweak physics says about the SU(6)/Sp(6) little

- Higgs,” *Phys. Rev. D* **69**, 115008 (2004) [arXiv:hep-ph/0305275]; R. Casalbuoni, A. Deandrea and M. Oertel, “Little Higgs models and precision electroweak data,” *JHEP* **0402**, 032 (2004) [arXiv:hep-ph/0311038].
- [13] J. Alcaraz *et al.* [LEP Collaborations], “Precision Electroweak Measurements and Constraints on the Standard Model,” arXiv:0712.0929 [hep-ex].
- [14] S. Heinemeyer, W. Hollik, D. Stockinger, A. M. Weber and G. Weiglein, “Testing the MSSM with the mass of the W boson,” arXiv:hep-ph/0611371; see also, K. Kang and S. K. Kang, “The Minimal supersymmetric standard model and precision of W boson mass and top quark mass,” *Mod. Phys. Lett. A* **13**, 2613 (1998) [arXiv:hep-ph/9708409].
- [15] M. E. Peskin and T. Takeuchi, “Estimation of oblique electroweak corrections,” *Phys. Rev. D* **46**, 381 (1992).
- [16] A. B. Arbuzov *et al.*, “ZFITTER: A semi-analytical program for fermion pair production in e^+e^- annihilation, from version 6.21 to version 6.42,” *Comput. Phys. Commun.* **174**, 728 (2006) [arXiv:hep-ph/0507146].
- [17] M. Beneke *et al.*, “Top quark physics,” arXiv:hep-ph/0003033.
- [18] S. Haywood *et al.*, “Electroweak physics,” arXiv:hep-ph/0003275.
- [19] U. Baur, R. Clare, J. Erler, S. Heinemeyer, D. Wackeroth, G. Weiglein and D. R. Wood, “Theoretical and experimental status of the indirect Higgs boson mass determination in the standard model,” [arXiv:hep-ph/0111314].
- [20] T. Abe *et al.* [American Linear Collider Working Group], “Linear collider physics resource book for Snowmass 2001. 1: Introduction,” in *Proc. of the APS/DPF/DPB Summer Study on the Future of Particle Physics (Snowmass 2001)* ed. N. Graf, arXiv:hep-ex/0106055.
- [21] B. W. Lee, C. Quigg and H. B. Thacker, “Weak Interactions At Very High-Energies: The Role Of The Higgs Boson Mass,” *Phys. Rev. D* **16**, 1519 (1977).