

Self-consistent simulations of Nuclear Cluster formation through Globular Cluster orbital decay and merging

R. Capuzzo-Dolcetta^{*} P. Miocchi[†]

Dipartimento di Fisica, “Sapienza” Università di Roma, P.le A. Moro, 5, Roma I-00185, Italy.

Accepted ???. Received ???; in original form ???

ABSTRACT

We present results of fully self-consistent N -body simulations of the motion of four globular clusters moving in the inner region of their parent galaxy. With regard to previous simplified simulations, we confirm merging and formation of an almost steady nuclear cluster, in a slightly shorter time. The projected surface density profile shows strong similarity to that of resolved galactic nuclei. This similarity reflects also in the velocity dispersion profile which exhibits a central colder component as observed in many nucleated galaxies.

Key words: stellar dynamics – methods: numerical – galaxies: kinematics and dynamics – globular clusters: general

1 INTRODUCTION

The motion of massive globular clusters (GCs) in a galaxy is determined by both the smooth general potential and the graininess of the stellar field. This latter, fluctuating, component acts as a decelerating mechanism: the so called dynamical friction (hereafter DFR). The role of DFR, which dissipates cluster orbital energy and angular momentum, has been found to be crucial in determining the time evolution of globular cluster orbits in a galaxy, especially for orbits plunging in the inner, high density galactic regions (e.g. Capuzzo-Dolcetta & Vicari 2005). The decay time may, indeed, be short enough for massive clusters to limit their motion to the inner galactic regions. However, any general astrophysical consideration regarding dynamical friction cannot be based just on approximated evaluations based on Chandrasekhar-like formulas, even in their generalizations apt to treat axisymmetric or triaxial cases (Pesce, Capuzzo-Dolcetta & Vietri 1992; Capuzzo-Dolcetta 1993; Capuzzo-Dolcetta & Vicari 2005).

Several effects are indeed neglected by the analytical approach. For example, it is not considered the change in magnitude of the DFR due to the increase of the spatial extension of the cluster caused by the formation, and subsequent ‘expansion’, of its tidal tails, and, moreover, how the DFR acts on the different parts of the cluster (e.g., it could be stronger on its core than on the tails). Recent numerical experiments have tried to shed light on this aspect finding that stars stripped from the cluster by

the field, but still close enough to the system, continue to contribute to the mass of the decelerating system (Fellhauer & Lin 2007), and that, in general, the real DFR effect can be stronger than that estimated by the usual Chandrasekhar formula (probably because of the further friction due to tidal effects, see Fujii et al. 2007). Another unexplored question is how the gravitational feedback on the very inner part of the galaxy influences the DFR strength; this may be important when, during the final stages of orbital decay, the GC orbit gets very near to the centre so to enclose a galactic mass comparable with that of the cluster itself.

Clarifying the role of the above-mentioned dynamical effects is important also in the attempt to understand the mechanisms leading to the formation of Nuclear Clusters (NCs). In fact, it can help in discriminating the various scenarios proposed, especially in supporting the validity of multiple merging of smaller sub-systems as a formation mechanism (see, e.g. Oh & Lin 2000; Fellhauer et al. 2002; Bekki et al. 2004; Capuzzo-Dolcetta & Miocchi 2008). At this regard, we cite the recent observational evidence of the existence of a very young and massive star cluster in NGC 2139, located $2''$ *offset* from the kinematical centre of the host galaxy, suggesting a formation that was independent and non coeval with that of the galactic bulge and, moreover, the observed environment is such that the system can decay to the centre in a time so short to keep intact its structure and become what is normally called NC (Andersen et al. 2008, see also Böker et al. 2002; Walcher et al. 2006).

Reliable indications would follow by straightforward, direct N -body integrations, which can be enormously time consuming when treating self-consistently the mo-

^{*} E-mail: Roberto.Capuzzodolcetta@uniroma1.it

[†] E-mail: miocchi@uniroma1.it

tion of a GC in a dense galactic environment. In this Letter we present the preliminary results of a fully self-consistent N -body simulation concerning the close interaction of a sample of four massive GCs in the central region of a galaxy. Both the clusters and the galaxy are represented by mutually interacting particles, thus including self-consistently both DFR and tidal interactions. This study can give deeper insight into the decay and merging of GCs in galactic nuclear regions, a scenario first tackled by semi-analytical approaches (Tremaine et al. 1975; Capuzzo-Dolcetta 1993) and then pursued by one full N -body experiment though with a resolution much lower than that presented here (Oh & Lin 2000, who used $N = 500$ ‘particles’ for each GC and $N \sim 10^4$ to represent the galaxy). Simulations presented here are useful to test and validate previous recent results (Capuzzo-Dolcetta & Miocchi 2008, hereafter CM08) obtained in a simplified scheme in which the clusters are N -body objects moving in a fixed analytical galactic potential and subjected to a dynamical friction braking given analytically by the Pesce et al. (1992) formula.

2 SIMULATIONS

Our N -body simulation has been carried out employing a parallel tree-code with a leap-frog time integrator using individual and variable time steps (Miocchi & Capuzzo-Dolcetta 2002). The simulation is set in a way similar to that described in CM08, but for the role of the external galactic field which was, there, represented as a triaxial, analytical potential while, here, it is self-consistently (N -body) represented starting from initial conditions sampling a given equilibrium density profile. We resume briefly the main characteristics of our modelization. We choose to follow four massive GCs as templates of a multi-merger among stellar systems decayed, conserving their individuality, in the inner galaxy region. A quick orbital decay induced by DFR is due to initial large values for the total mass of the clusters, whose resistance to external tidal disturbance was guaranteed by their sufficient initial compactness. The GC sample corresponds to the four densest clusters dealt with in CM08 and, moreover, every GC is composed by $N = 2.5 \times 10^5$ equal mass stars. See Tab. 1 for the initial values of their structural parameters.

The stellar bulge where GCs move is here represented as another N -body system, with $N_b = 512,000$ particles, sampling a Plummer model such to give the bodies initial positions and velocities according to a Monte-carlo representation of its equilibrium distribution function ($\propto [-E]^{7/2}$ with E being the particle total energy per unit mass). The Plummer density profile

$$\rho_b(r) = \rho_{b0} \left[1 + (r/r_{bc})^2 \right]^{-5/2}, \quad (1)$$

where $\rho_{b0} = 3\sqrt{8}M_b/4\pi r_{bc}^3$ is the central density, has two scale parameters, the core mass (M_b) and the core radius (r_{bc}) which are used, in the following, as mass and length units, respectively. Consequently, time, velocity and density will be measured in units of the galactic crossing time $t_b = (r_{bc}^3/GM_b)^{1/2}$, of $v_b = (GM_b/r_{bc})^{1/2}$ and of

the central density ρ_{b0} , respectively. Due to the infinite extension of the Plummer sphere, it has to be truncated at a distance r_{cut} large enough to guarantee the stability of the sampling N -body representation. This is done by the choice of $r_{cut} = 12.2r_{bc}$ so as to contain 99% of the total mass. In order to have nearly the same galactic mean gravitational field of that in the CM08 model, we set the M_b and r_{bc} values as equal to those of the corresponding parameters of the galactic density distribution used in CM08, even though this gives a slightly larger ρ_{b0} . The four clusters [(a), (b), (c) and (d)] start their evolution from the same initial conditions chosen in CM08. As clusters reference centres, we chose their centre-of-densities (CDs) as defined in Casertano & Hut (1985). Finally, note that the simulation results are scale-invariant: any quantity can be re-scaled by fixing arbitrarily the values of M_b and r_{bc} in physical units.

3 RESULTS

The rapidity of the merger is evident in Fig. 1, as well as in the upper panel of Fig. 3: the merger process is completed at about $t_m \simeq 17t_b$, when the Lagrangian radii of the four GCs, seen as a whole system, flatten to a quasi-stable configuration (see Fig. 2, upper panel). In physical units:

$$t_m \simeq 0.5 \left(\frac{r_{bc}}{100 \text{ pc}} \right)^{3/2} \left(\frac{M_b}{10^9 M_\odot} \right)^{-1/2} \text{ Myr}. \quad (2)$$

Of course this ‘merging’ time depends much on the orbital initial conditions of the progenitor clusters and measures the time of the merger since the time in which the GCs are already confined within the galactic core region. Nevertheless, given that DFR has been convincingly shown to be an efficient mechanism to drag GCs in the very inner regions of a galaxy within a time much shorter than a Hubble time (see Capuzzo-Dolcetta 1993, Capuzzo-Dolcetta & Vicari 2005 and the discussion in Miocchi et al. 2006), this result supports the hypothesis stating that a GCs ‘sedimentation’ can take place at the galactic centre well within the galaxy life-time.

It is interesting noting (see the upper panel of Fig. 3), that the CD of the merger remnant oscillates within $0.02r_{bc}$ from the galactic CD. If, e.g., $r_{bc} \sim 200$ pc this displacement corresponds to ~ 4 pc, i.e. a separation that would be hard to be resolved (corresponding to $\sim 0.05''$ at the Virgo cluster distance), so the NC would appear substantially centered. The off-centered NC position is due to the gravitational feedback between the very central part of the galaxy and the clusters, which naturally derives from the self-consistent nature of the model. Such an interaction reflects into the ‘perturbed’ behaviour of the 1% Lagrangian radius (below $\sim 0.2r_{bc}$) of the galaxy that is evident from Fig. 2 (lower panel).

The lower panel of Fig. 3, indicates that a first merging event between 2 clusters [(b) and (d)] occurs rather early (at $t < 5$), when their centres are still $\sim 0.2r_{bc}$ far from the galactic centre. The fact that such a binary coalescence takes place *before* the complete orbital decay, suggests that these events can occur even offset from the galactic centre, in spite of the strong tidal field.

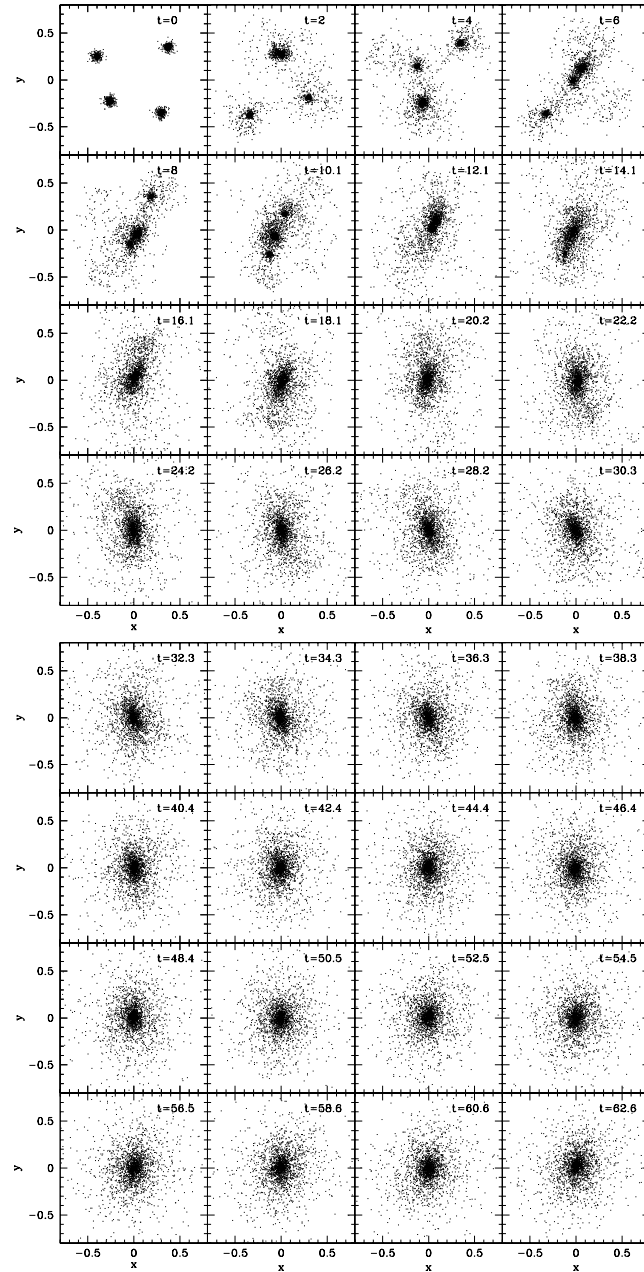


Figure 1. Time sequence of the four GCs merger. Field stars are not shown.

Table 1. Parameters list for the initial cluster models, expressed in galactic units. Reported are: the GC mass (M), the limiting radius (r_t), the King radius (r_c), the King concentration parameter (c), the half-mass radius (r_h), the central density (ρ_0), the half-mass crossing time, $t_{\text{ch}} \equiv [r_h^3/(GM)]^{1/2}$, and the King velocity parameter (σ_K).

cluster	M	r_t	r_c	c	r_h	ρ_0	t_{ch}	σ_K
(a)	6.7×10^{-3}	0.16	1.1×10^{-2}	1.2	2.3×10^{-2}	510	3.9×10^{-2}	0.24
(b)	7.6×10^{-3}	0.16	1.5×10^{-2}	1.0	2.4×10^{-2}	270	4.2×10^{-2}	0.24
(c)	8.1×10^{-3}	0.14	1.4×10^{-2}	0.99	2.2×10^{-2}	400	3.4×10^{-2}	0.27
(d)	6.3×10^{-3}	0.14	1.8×10^{-2}	0.89	2.4×10^{-2}	160	4.9×10^{-2}	0.23

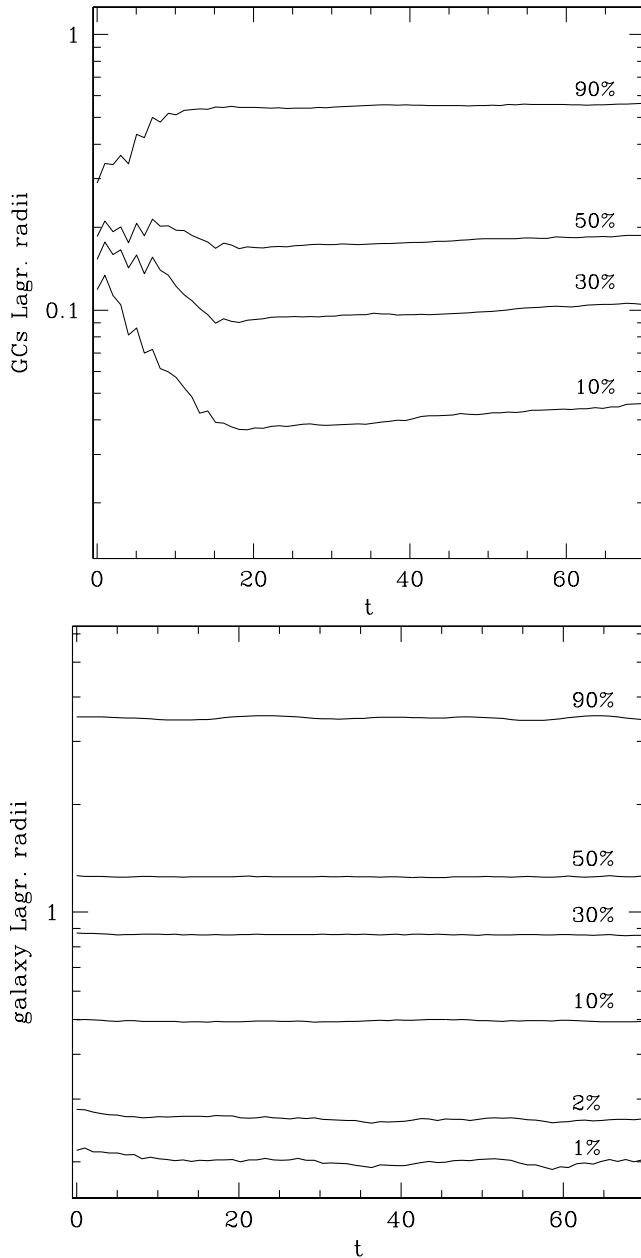


Figure 2. Evolution of the Lagrangian radii of the four GCs as a whole (upper panel) and of the galaxy (lower panel) averaged over a time window $= 3t_b$. They correspond to the radii of the sphere centered at the system CD and enclosing a given fraction of the total mass (as indicated).

This ‘pre-decay’ coalescence was also found in the low-resolution self-consistent simulation by Oh & Lin (2000) (their model 1b), though in their case this phenomenon takes place much farther from the galactic centre.

By comparing the merger time with that of the CM08 simulation, it is found that here the orbital decay is ~ 1.6 times faster than that given by the use (in CM08) of the generalized (Pesce et al. 1992) Chandrasekhar formula

This means that the DFR efficiency is greatly enhanced in the self-consistent model. Indeed, in Fig. 4 we see that, at least for $t < 20$, the clusters CDs are always

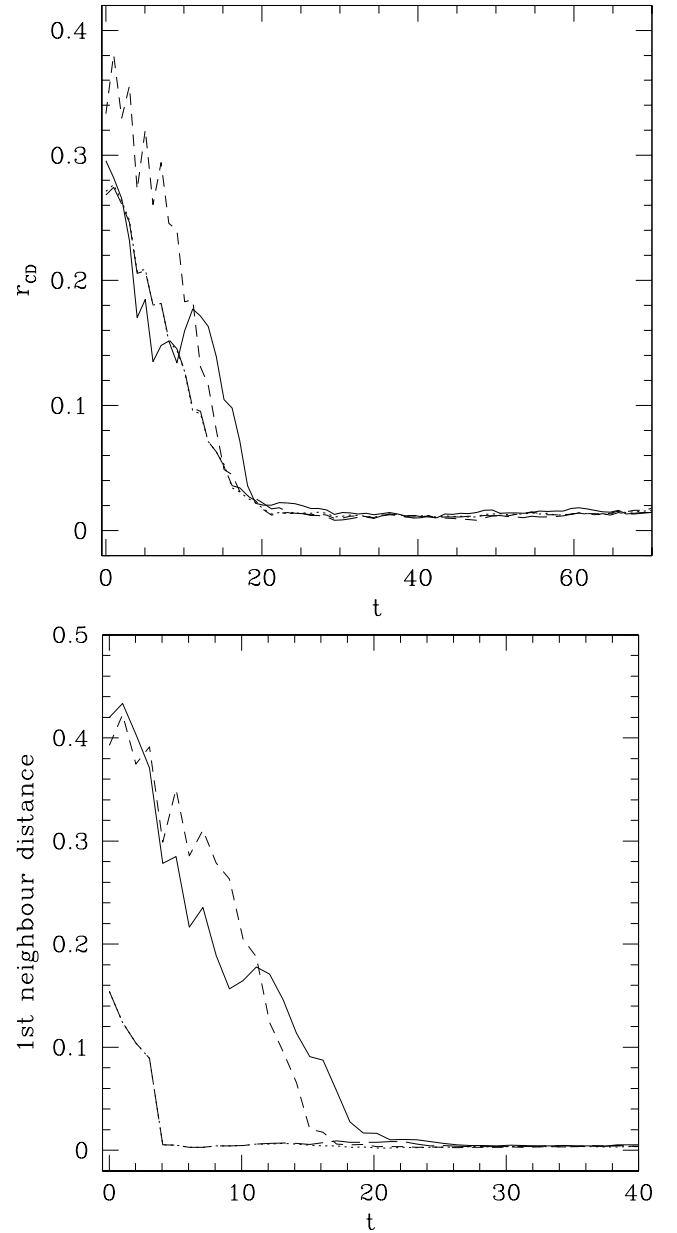


Figure 3. Upper panel: time evolution of the distance of the cluster CD from the galactic centre (r_{CD}). Lower panel: time behaviour of the distance between each cluster CD and its first-neighbour. All the behaviours have been averaged over a time window $= 3t_b$. Solid lines refer to cluster (a); dotted: (b); short-dashed: (c); long-dashed: (d).

closer to the centre of the galaxy respect to the case of the CM08 simulation. For later times the comparison is no longer reliable, because of the very small values of r_{CD} .

In Fig. 5 the total surface density profile is plotted for the last configuration and the typical appearance of a nucleated galaxy central profile comes clearly out. As an example, the similarity with the VCC 1871 profile in the Virgo cluster (Côté et al. 2006) is particularly evident. The central ‘over-density’ associated to the NC presence is, however, less pronounced with respect to that obtained in CM08 and this is due to the lower concentration of the NC in comparison with the last configuration in CM08

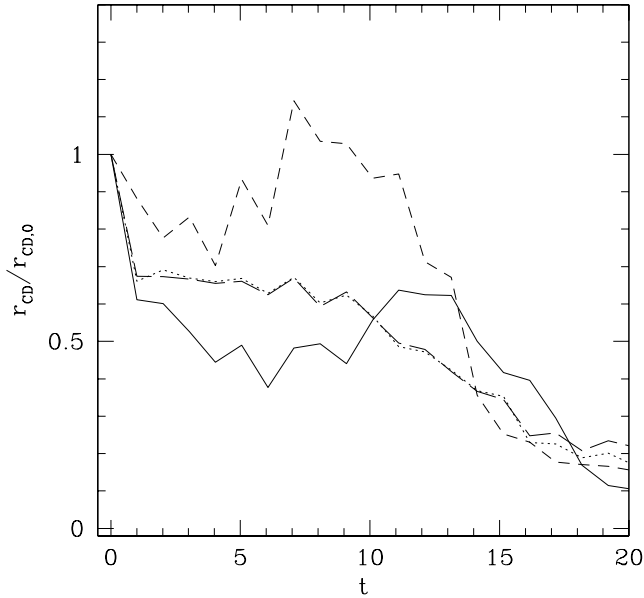


Figure 4. Time evolution of the ratio between the distance of the cluster CD from the galactic centre and the same quantity evaluated in the CM08 simulation ($r_{\text{CD},0}$), averaged over a time window $= 3t_b$. Line symbols are the same as in Fig. 3.

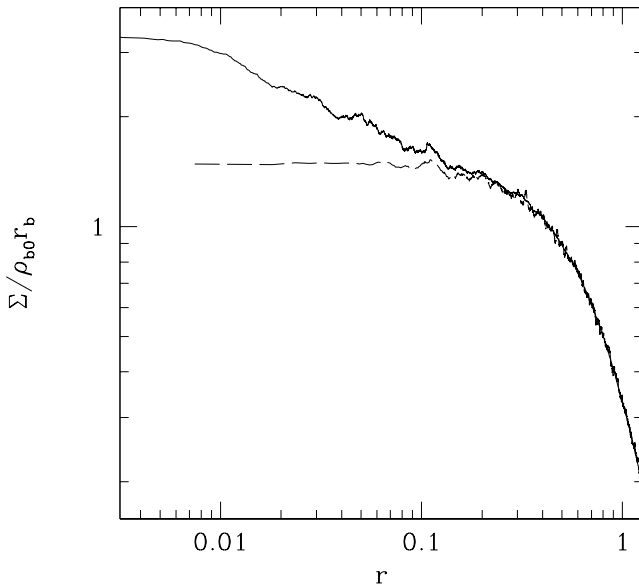


Figure 5. Projected surface density profile of the whole system (galaxy plus NC) in the final configuration (solid line) and, for the sake of comparison, of the galaxy only (long dashed line).

case. Perhaps, the lower NC central density may be a consequence of the too large collisional effect generated by the interaction of the clusters with the ‘particles’ representing the very inner region of the galaxy that, because of the limited resolution, are probably too massive. Only higher resolution simulations of the very last stages of the orbital decay and merging would allow to establish the actual role of this effect (Capuzzo-Dolcetta & Miocchi, in preparation).

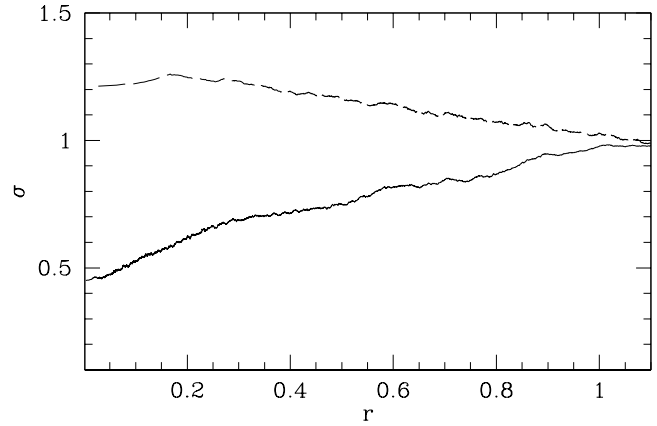


Figure 6. Projected radial behaviour of the velocity dispersion in the last system configuration. Line symbols are as in Fig. 5.

An important result concerns the peculiar behaviour of the global velocity dispersion profile. Confirming the finding in CM08, the velocity dispersion of the whole system (galaxy plus NC) shows a clear decrease towards the centre (see Fig. 6). As discussed in CM08, this is a clear sign of the presence of two kinematically distinct systems that are relaxed into a different dynamical status. Such a peculiar feature has been actually found in most of the Virgo cluster nucleated dwarf ellipticals observed by Geha, Guhathakurta & van der Marel (2002, see their Fig. 5). The decreasing trend to the centre of the velocity dispersion is also consistent with the solution of the Jeans equations for a sample of NCs observed in late-type spirals (Walcher et al. 2005). Finally, either a flattening or a slight central decrease are found and discussed in Oh & Lin (2000), too.

4 SUMMARY

Massive globular clusters suffer of dynamical friction braking such to be limited to move in the inner part of the host galaxy. The interaction of decayed globular clusters among themselves and with the external tidal field may lead to subsequent merger events, whose modes are not easily understood without detailed N -body simulations. In a previous paper (CM08) we followed numerically the interaction and merging of four globular clusters each represented as an $N = 250,000$ stars system moving in an analytical triaxial potential, taking dynamical friction into account by means of the Pesce et al. (1992) formula.

The present paper has the aim to check the CM08 results via a full self-consistent N -body modelization, i.e. sampling also the galactic environment by a large number ($= 512,000$) of interacting particles. All the main features of the merging event and of the ‘super cluster’ remnant found by CM08 are qualitatively confirmed by this, more detailed, simulation, but for a stronger orbital decay (two times faster) due to collective effects and for a less centrally concentrated merger product. This latter result, however, needs to be checked by higher resolution

simulations which are also necessary to study reliably the long-term evolution and stability of the formed NC.

ACKNOWLEDGMENTS

The simulation was conducted at the CINECA super-computing centre, under the INAF-CINECA agreement (grant *cne0in07*).

REFERENCES

- Andersen D.R., Walcher C.J., Böker T., Ho L.C., van der Marel R.P., Rix H.-W., Shields J.C., 2008, submitted to ApJ.
- Bekki K., Couch W.J., Drinkwater M.J., Shioya Y., 2004, ApJ, 610, L13
- Böker T., Laine S., van der Marel R.P., Sarzi M., Rix H.-W., Ho L.C., Shields J.C., 2002, AJ, 123, 1389
- Capuzzo-Dolcetta R., 1993, ApJ, 415, 616
- Capuzzo-Dolcetta R., Miocchi P., 2008, accepted on ApJ (astro-ph/0801.1072) (CM08)
- Capuzzo-Dolcetta R., Vicari A. 2005, MNRAS, 356, 899
- Casertano S., Hut P., 1985, ApJ, 298, 80
- Côté P. et al., 2006, ApJS, 165, 57
- Fellhauer M., Baumgardt H., Kroupa P., Spurzem R., 2002, Cel. Mech. Dyn. Astron., 82, 113
- Fellhauer M., Lin, D.N.C., 2007, MNRAS, 375, 604
- Fujii M., Iwasawa M., Funato Y., Makino J., 2007, submitted to ApJ (astro-ph/0708.3719)
- Geha M., Guhathakurta P., van der Marel R.P., 2002, AJ, 124, 3073
- Miocchi P., Capuzzo-Dolcetta R., 2002, A&A, 382, 758
- Miocchi P., Capuzzo-Dolcetta R., Di Matteo P., Vicari A., 2006, ApJ, 644, 940
- Oh K.S., Lin D.N.C., 2000, ApJ, 543, 620
- Pesce E., Capuzzo-Dolcetta R., Vietri M., 1992, MNRAS, 254, 466
- Tremaine S., Ostriker J.P., Spitzer L. Jr., 1975, ApJ, 196, 407
- Walcher C. J. et al., 2005, ApJ, 618, 237
- Walcher C.J., Böker T., Charlot S., Ho L.C., Rix H.-W., Rossa J., Shields J.C., van der Marel R.P., 2006, ApJ, 649, 692

This paper has been typeset from a \TeX / \LaTeX file prepared by the author.