

Bimodal abundance pattern in M51: evidence for corotation resonance effects

I. A. Acharova,^{1*} O.A. Galazutdinova,² J. R. D. Lépine,³ Yu. N. Mishurov,^{1,2} and N.A. Tikhonov²

¹ *Space Research Department, Southern Federal University, 5 Zorge, Rostov-on-Don, 344090, Russia*

² *Special Astrophysical Observatory of Russian Academy of Sciences, Nizhnij Arkhyz, 369197, Karachaevo-Cherkessia, Russia*

³ *Instituto de Astronomia, Geofísica e Ciências Atmosféricas, Universidade de São Paulo, Cidade Universitária, São Paulo, SP, Brazil*

Accepted 2008 xxxx. Received 2008 xxxx; in original form 2008 xxxx

ABSTRACT

A chemical evolution model for the bimodal-like abundance distribution in the external galaxy M51 recently derived on the basis of HST data for more than a half million red supergiants is developed. It is shown that, like in our Galaxy, formation of fine structure of the radial abundance pattern – a rather steep gradient in the internal part of the disc and a plateau in the middle part – is due to the influence of the spiral arms, the bend in the slope of the distribution being arose near the corotation resonance. Our model strongly suggests that M51 is surrounded by overabundant gas infalling onto its disc.

Key words: Galaxies: spiral - galaxies: evolution - galaxies: abundances.

1 INTRODUCTION

Until recently, it was widely believed that the radial abundance distribution (being measured in logarithmic scale) along the galactic disc is described by a simple linear function in the Galaxy with a constant gradient. This representation is very persistent by several researches albeit some irregularities in the radial abundance distribution along the galactic disc were pointed out by several researchers of H II regions and planetary nebulae. Nevertheless Twarog, Ashman & Anthony – Twarog (1997) were the firsts who tried to break this oversimplified point of view, but only after Andrievsky et al. (2002, see other papers of this series) the idea that the gradient in the galactic disc is not constant has gained substantial foundation. Over a large number of elements the authors showed sufficiently definitely that the abundance pattern in the Galaxy is a bimodal, i.e., there is a rather steep gradient in the inner part of the disc and a plateau (or a shoulder) in the region including the Sun, the bending (or fracture) in the slope of the distribution being inside the solar circle.

The results of Andrievsky et al. are quite reliable since they used spectroscopic data of Cepheids which, in addition, have sufficiently precise distances and due to their brightness are seen in a wide spatial region. In our Galaxy, the above abundance pattern is also supported by the young planetary nebulae (Maciel & Quireza 1999; Maciel, Costa & Uchida 2003), OB stars (Daflon & Cunha 2004), etc.

In a series of papers by Mishurov, Lépine & Acharova (2002), Lépine, Acharova, & Mishurov (2003), Acharova, Lépine & Mishurov (2005, hereafter ALM), etc., a theory of bimodal abundance structure formation was developed. It is based on the idea that galactic density waves, responsible for spiral arms, influence the process of enrichment of galactic disk by heavy elements, the corotation resonance (where the rotation velocity of galactic matter coincides with the velocity of spiral waves) playing a crucial role: the plateau-like distribution forms in the vicinity of the disposition of the corotation circle.

The above theory of ALM was applied to our Galaxy. It is well known, here we face the problem that owing to solar position in the galactic disc and corresponding light extinction, the observational samples do not cover the most part of the galactic disc. One should also bear in mind the uncertainties in distances to the objects which can sometimes rich tens percents. Moreover, we do not know exactly the number of arms in the Galaxy and the global structure of its disc. On the contrary, in external galaxies we do not face the above problem since we see them entirely. Hence, we can hope to construct the radial abundance pattern in the whole galactic disc in spite of all uncertainties in distances to them. So, it would be very interesting to apply ALMs theory to external spiral galaxies.

Unfortunately the corresponding observational data were very fragmentary. Perhaps the most complete sample of abundances derived over HII regions in external galaxies was presented by Zaritsky, Kennicutt & Hucra 1994. In their sample, there are several spiral galaxies that demonstrate bimodal radial abundance distribution. But as it was shown by Dutil & Roy (2001) that to draw definite conclusions about fine features in chemical abundance gra-

* E-mail: achar@phys.rsu.ru (IAA); dolly@sao.ru (OAG); jacques@iagusp.usp.br (JRDL); mishurov@phys.rsu.ru (YNM); ntik@sao.ru (NAT)

dient in a galaxy one needs sufficiently large number of objects (more than 16 HII regions).

A completely different observational material was analyzed by Tikhonov, Tikhonov & Galazutdinova (2007, hereafter TTG). For the galaxy M51 they carried out the stellar photometry of HST images and determined magnitude I and color index $V - I$ for more than 0.5 million stars. It enables to derive the distribution of the color index of red supergiants along the galactic radius. According to TTG the distribution of the above index along the galactic radius demonstrate a bimodal-like structure. Since the color index of red supergiants depends on their metallicity the radial distribution of the last value will demonstrate the same radial distribution.

The goal of the present paper is to apply the theory of ALM to explain the formation of bimodal-like radial abundance pattern in the external spiral galaxy M51.

2 BASIC EQUATIONS. GASEOUS AND STELLAR DENSITY DISTRIBUTIONS

To take into account the effects of spiral arms on the galactic disc enrichment by heavy elements we use equations from ALM:

$$\frac{\partial \mu_s}{\partial t} = (1 - R)\psi, \quad (1)$$

$$\frac{\partial \mu_g}{\partial t} = -(1 - R)\psi + f, \quad (2)$$

$$\mu_g \frac{\partial Z}{\partial t} = P_Z \psi + f(Z_f - Z) + \frac{1}{r} \frac{\partial}{\partial r} (r \mu_g D \frac{\partial Z}{\partial r}), \quad (3)$$

where Z is the mass content (or abundance) of heavy elements, μ_s and μ_g are the surface densities for the stellar and gaseous discs correspondingly, ψ is the star formation rate (SFR; we use the instantaneous recycling approximation), $R \approx 0.24$ is the stellar mass fraction returned into interstellar medium (ISM), f is the infall rate of matter onto the galactic disc, Z_f is its abundance, P_Z is the rate for enrichment of galactic disc by heavy elements (see below), r is the galactocentric distance, t is time. The last term in equation (3) describes the heavy elements diffusion due to turbulent motions in ISM. Following Mishurov et al. (2002), for the diffusion coefficient D we use the gaskinetic estimate, modeling the turbulent ISM by a system of clouds and supposing the values for them close to the ones in our Galaxy (see details in ALM).

For the SFR Schmidt-like approximation was used:

$$\psi = \beta \mu_g^k, \quad (4)$$

where β is a normalizing factor, the exponent k was adopted $k = 1.4$ (Schuster et al., 2007, Kennicutt 1998). The coefficient β is a constant both in r and t . It is fitted so as to derive a plausible final (i.e., present) density distributions for stellar and gaseous components.

In the classical paper by Tinsley (1980), the coefficient P_Z was considered as a true constant that means the stellar mass fraction ejected into ISM (per unit of time and unit of surface in galactic plane) as newly synthesized heavy elements. It is obvious, such interpretation was based on a tacit assumption that sources of heavy elements are uniformly distributed in galactic azimuth. However, following Oort (1974) we believe that the sources are concentrated in spiral arms. Hence the rate for enrichment of the ISM by heavy elements, P_Z , is to be proportional to the frequency at which any elementary volume of gas enters spiral arms and occurs close to the sources of heavy elements, i.e.:

$$P_Z = \eta |\Omega(r) - \Omega_P| \Theta, \quad (5)$$

where $\Omega(r)$ is the angular rotation velocity of matter in galactic disk, Ω_P is the angular rotation velocity for spiral density wave pattern, η is the constant for the rate of enrichment the galactic disc by heavy elements, Θ is some cut-off factor (see below).

It is well known that the spiral wave pattern rotates as a solid, i.e. Ω_P is a constant (Lin, Yuan & Shu 1969). The location of the corotation resonance (r_c) in a galaxy is determined by:

$$\Omega(r_c) = \Omega_P. \quad (6)$$

From the above equations it is seen: in the vicinity of the corotation resonance the enrichment of ISM by heavy elements is depressed since the galactic matter here moves in phase with spiral waves, so, in the corotation vicinity, the most part of interstellar gas (that at the initial moment of time was beyond spiral arms) will never enter the arms. Hence, the corresponding gas will be far from sources of heavy elements and will not be enriched by them. That is why we expect some irregularity in radial distribution of abundance (say, bending or fracture) close to the corotation.

Modeling the abundance evolution in the disk of our Galaxy, ALM referred mainly to oxygen. The fact is that oxygen is produced by short-lived SNe II whereas they synthesize only about 30 % of iron, 70 % of that being produced by SNe Ia. SNe II are strongly concentrated in spiral arms. On the contrary, for a long time it was believed that SN Ia are long-lived objects and they do not keep the memory of the fact that they were born in spiral arms. So we can expect that oxygen is the best indicator of spiral arm influence on abundance distribution in galactic discs. This is why ALM concentrated on explanation of oxygen distribution.

However, new data show that there are 2 populations of progenitors for SNe Ia - short-lived and long-lived (Mannicci, Della Valle & Panagia 2006; Matteucci et al. 2006). The first type is to be concentrated in spiral arms, the second subgroup is not strongly confined to arms (by the way, perhaps these new data explain the old result of Bartunov, Tsvetkov & Filimonova 1994, who revealed that SNe Ia also demonstrate correlation with spiral arms, not so sharp as SNe II and SN Ib do, but the correlation is clear). Each type of SNe Ia produces about equal part of iron (Matteucci et al. 2006). In total, SN II and short-lived group of SNe Ia synthesize $\sim 65\%$ of iron. So, the total (O + Fe + ...) content of heavy element, i.e., the value Z in our notation, may be considered as a sufficiently good indicator of spiral arms influence on fine radial abundance distribution in galactic disc although not so sharp as oxygen. Nevertheless the research on nucleosynthesis in galactic disc should be continued since a part of heavy elements sources does not concentrate in spiral arms (see Acharova, Mishurov & Lépine 2008).

Several words about the cut-off factor Θ . In the density wave theory of Lin et al. (1969) the wave zone is restricted by inner and outer Lindblad resonances, the locations for the resonances being determined by the condition $\nu = \pm 1$, where $\nu(r) = m(\Omega - \Omega_P)/\kappa$ is the dimensionless wave frequency, m is the number of arms (for M51 $m = 2$), κ is the epicyclic frequency (see details in Lin et al., 1969). So we adopt: $\Theta = 1$ if $|\nu_m| \leq 1$ and $\Theta = 0$ otherwise.

Following Lacey & Fall (1985) and Portinari & Chiosi (1999) the infall rate of matter onto the galactic disk is: $f(r, t) = f_0 \exp(-r/\Delta - t/\tau)$, where f_0 is the central rate, Δ and τ are the space and time scales (in order to reduce the number of free parameters we suppose τ to be independent of r).

The above system of equations splits into 2 groups – the first one that describes the evolution of stellar and gaseous densities (equations 1, 2 and 4) and the second one that describes the evo-

lution of abundance (equations 3, 5). The first group of equations represents a system of ordinary differential equations that can be solved independently. Equation (3) contains SFR function $\psi(r, t)$ and gaseous density $\mu_g(r, t)$ that must be computed before solving it. Unlike the previous group of equations, the last one is a partial differential equation. Besides the initial conditions we have to superimpose the boundary conditions. For that we use the typical conditions for the diffusion processes: the absence of diffusion flows at the galactic center and at the outer end (the result does not distinctly depends on value of galactic radius – 15 kpc or 25 kpc). They simply guarantee the abundance finiteness here. As an initial conditions for densities we adopt $\mu_g = \mu_S = 0$, for content $Z = 0.1Z_\odot$ (according to Asplund, Grevesse & Sauval 2005 $Z_\odot = 0.0165$).

In Fig. 1 are shown the present radial profiles of gaseous, stellar and full densities in M51 computed for the following set of parameters: $\beta = 0.12 (M_\odot pc^{-2})^{1-k} Gyr^{-1}$, $f_0 = 600 M_\odot pc^{-2} Gyr^{-1}$, $\Delta = 3.5 kpc$, $\tau = 3 Gyr$. In all our modelling we suppose that the distance to M51 is 9.6 Mpc and the age of the galactic disc is 10 Gyrs.

The final stellar mass in M51 happens to be of the order of $3.39 \cdot 10^{10} M_\odot$, gaseous $7.7 \cdot 10^9 M_\odot$, present SFR is $3 M_\odot yr^{-1}$. The global parameters are close to the observed ones for M51 (Schuster et al. 2007).

3 OBSERVATIONAL DATA

3.1 Radial abundance pattern in the disc of M51

The above theory refers to the radial abundance distribution. That means that the corresponding equations are derived from more common equations by means of their averaging over the azimuth. However, usually the abundances in external galaxies are derived over HII regions which are strongly concentrated in spiral arms. Hence, HII regions do not represent the abundance distribution over the whole galactic disc.

As we wrote in the Introduction, for M51 TTG used completely different objects: red supergiants (the corresponding images were obtained by HST). These stars are found both in spiral arms and in the interarm regions. So, we can average the abundance over the azimuthal angle in the galactic plane. To do this, the galactic plane was divided into circular rings (ellipses for the visible disc) of width about 1–1.5 kpc and the mean color index $V-I$ was derived for each ring over stars that have fallen into the corresponding ring. Further, using isochrones of Bertelli et al. (1994) we transformed the color index into abundance and derived the radial distribution of Z in M51. The result is shown in Fig. 2. Here we use a customary representation for abundance in logarithmic scale normalizing it to the solar value Z_\odot :

$$[Z] = \log(Z) - \log(Z_\odot). \quad (7)$$

First of all we would like to stress that the abundance in M51 is higher than the one in our own Galaxy by about 0.2 dex. Data of other authors confirm this conclusion. Indeed, comparing the radial distribution of oxygen in M51 (Boissier et al., 2004) and in the disc of our Galaxy (Portinari & Chiosi 1999) one can see that the content in M51 is systematically higher than the oxygen abundance in our Galaxy by about the same value. What is the reason for such different abundance in M51 and in the Galaxy? Zaritsky et al. (1994) connect it with some global properties of a given galaxy. We show below that it demands that the gas infalling onto the disc of M51 is overabundant relatively to the gas infalling onto our Galaxy.

Another interesting feature is the bending of the slope of distribution at $r \approx 5 kpc$ clearly seen in this figure. Indeed, inside $r \approx 5 kpc$ there is a gradient of the order of $-0.03 dex kpc^{-1}$. Between $r \approx 5 kpc$ and $8 kpc$ there is a plateau (or a shoulder) like in the Galaxy (see the cited papers of Andrievsky et al., and ALM). The explanation of this structure is the target of the present paper.

It is worth-while to notice, according to our equations, the content Z means the abundance of interstellar gas. Hence the theoretical abundance at present time must be compared with the one of young objects. In this connection, it is important that stars in TTG sample have ages within 40 Myrs.

3.2 Rotation curve

For computation of abundance evolution we need the data on the rotation curve in M51. Several rotation curves were derived, e.g., Sofue (1994), García-Burillo, Guélin & Cernicharo (1993), etc. These curves differ in the middle and outer parts of M51 (see discussion in Schuster et al., 2007). In the middle part, the rotation velocity derived by Sofue is several tens km/sec larger than the one of García-Burillo et al. But in the outer part, the behavior of these curves differs fundamentally: the curve of García-Burillo et al. is flat whereas the one of Sofue declines too fast – faster than for the Keplerian law. Such behavior of the rotation curve is interpreted by Sofue as a consequence of the wrap of the galactic disc due to interaction with the M51 companion.

In our modeling we treated 2 types of rotation curves. In the inner part of M51 ($r < 7 kpc$) the curves are close to the one of Sofue (1994) for both the cases. In the outer part they differ: in the first case, the curve is flat (V_{rot} is at level 250 km/s), in the second case the curve corresponds to opposite limiting case – it follows the Keplerian law. The rotation curves used in the present paper are shown in Fig. 3.

3.3 Independent determination of location of corotation resonance

Since we connect the peculiarities in the radial abundance pattern with the corotation resonance it would be useful to have some independent indications of a possible location of it. In an external galaxy it can be determined by means of several methods: *i*) kinematic method of Tremaine & Weinberg (1984); *ii*) analyzing the radial distribution of young bright objects; *iii*) studying the radial variation of relative star formation efficiency (Cepa & Beckman, 1989), etc. In our paper, we will refer to the first two methods.

Using a modified Weinberg – Tremaine method, Zimmer, Rand & McGraw (2004) processed the field of velocities of HI in M51 obtained over 21 cm emission and derived $\Omega_P = 38 \pm 7 km s^{-1} kpc^{-1}$. For the adopted rotation curves this leads to location of the corotation from $r_c \approx 5.5 kpc$ to about $8 kpc$.

On the other hand, we would like to pay attention to a dip in the radial distribution of blue supergiants (i.e., very young objects) in M51 at $r \approx 5 kpc$ seen in Fig. 8 of TTG. This is a direct indication of the location of corotation. Indeed, according to Roberts (1969) galactic spiral shocks (arising when interstellar gas flows through spiral arms) are the triggering mechanism of star formation, at least of massive bright stars which are strongly concentrated in spiral arms. However, near the corotation, the intensity of the shocks becomes small since the relative velocity of interstellar gas and spiral pattern tends to zero in its vicinity ($|\Omega - \Omega_P| \rightarrow 0$). Hence, near the corotation the stimulating effect of spiral arms on

star formation will be depressed. So, here we have to observe the reduced number of bright stars. Therefore, the dip in the radial distribution of blue supergiants indeed indicates the location of corotation resonance.

Taking this fact into account, in our modelling, we will consider the location of the corotation resonance between $r = 5.5 \text{ kpc}$ and 6.5 kpc .

4 MODELING OF THE ABUNDANCE PATTERN FORMATION IN M51

Results of our modeling of radial abundance pattern evolution in M51 for the above 2 types of rotation curves and 2 locations of corotation resonance are shown in Figs. 4, 5 (in our experiments, we found $\eta \approx 5 \cdot 10^{-5} \text{ Gyr}^{-1}$). From these figures it is seen: the radial abundance distribution in the disc of M51 indeed reflects the influence of spiral arms. In all cases, a bimodal – like radial distribution of abundance forms with a gradient in the inner part of the galactic disc close to the observed one and the plateau in the region $5 - 8 \text{ kpc}$. The theoretical fine structure of the radial abundance pattern is close to the observed one, the bend of the slope of abundance distribution being situated in the vicinity of the corotation resonance. Hence, like in our own Galaxy, the bend can be considered as an indicator of position of corotation in external galaxies.

In Sec 3.1 we noticed that M51 is overabundant relative to our own Galaxy. As a consequence, to get good agreement with observations we had to adopt the abundance of infalling onto the galactic disc gas to be $Z_f \approx 0.023 \text{ dex}$, that is about 7 times higher than usually adopted in modelling of our Galaxy (see ALM).

The question arises: can we explain the observed radial abundance pattern by means of any other combination of free parameters, supposing that Z_f is several times smaller than the above value, but the rate–constant η is larger (correspondingly the rate of heavy elements production is higher) and the initial abundance is much higher than the solar abundance? The answer is negative: none of our numerous experiments with other various combinations of the free parameters gave the abundance pattern which would coincide with the observed one. In order to feel the above statement in Fig. 6 we show the results of our computations for $Z_f = Z_\odot/5$, $Z(t=0) = 10Z_\odot$ and $\eta = 4 \cdot 10^{-4} \text{ Gyr}^{-1}$ and $8 \cdot 10^{-5} \text{ Gyr}^{-1}$ (in the both cases the flat rotation curve was used and the corotation resonance was supposed to be situated at $r = 5.5 \text{ kpc}$). From this figure it is seen:

- 1) high initial value of abundance does not automatically mean that the final abundance (i.e., the abundance of young objects at present time) will also be high since heavy elements are mainly consumed by low mass stars in preceding times and will never be returned to interstellar gas;
- 2) since the rate of heavy elements enrichment depends on the difference $|\Omega - \Omega_P|$ the increasing of the rate – constant η leads to a very steep gradient much steeper than observed.

In other words, we have to recognize that M51 is surrounded by an overabundant gas.

In our simplest theory we do not derive an abrupt decline of the distribution in the outer part of the galaxy, beyond 8 kpc, although within errors our model coincides with observations.¹ One

of the way to explain this fact is to adopt that the abundance of infalling gas reduces in the outer part of the galactic disk. To demonstrate this effect we considered the following model: for $r \leq 9 \text{ kpc}$ $Z_f = 0.023$, but beyond 9 kpc Z_f is 10% smaller. The result is shown in Fig. 7. From here the reader can see: it is possible to explain rapid falling down of galactic abundance in the outskirts of the disc supposing that the infalling gas is only slightly depleted there.

5 CONCLUSION

The theory by Acharova, Lépine & Mishurov (2005) which explains the formation of bimodal radial abundance distribution in a galactic disc under the influence of spiral arms, especially due to effects of corotation resonance, was applied to external galaxy M51. As the observational data we used the modified results of Tikhonov, Tikhonov & Galazutdinova (2007) on color index $V - I$ of more than 0.5 million red supergiants in M51 derived by means of treatment of HST images. To adjust them for our theory we converted the color index into abundance.

The observed radial abundance distribution in M51 demonstrates the following fine structure: i) the bimodal radial distribution with a gradient of the order of $-0.03 \text{ dex kpc}^{-1}$ in the inner part of the galaxy ($r < 5 \text{ kpc}$) and the plateau between about 5 and 8 kpc (hence, there is a bend in the slope of the distribution at $r \approx 5 \text{ kpc}$); ii) M51 is an overabundant relative to our Galaxy on about 0.2 dex and more.

Our theory strongly suggests that like in the Galaxy, the formation of the bimodal radial abundance pattern in M51 is connected with the influence of spiral arms on the process of enrichment the galactic disc by heavy elements, the bend in the slope of the distribution being formed in the vicinity of the corotation resonance.

Our modelling have led to an unambiguous conclusion: it is impossible to simultaneously explain the overabundance in M51 (relative to our Galaxy) and the fine structure of the radial abundance distribution by internal properties of the galaxy, say, by higher rate for production of heavy elements in the galactic disc and predominantly enriched protogalactic gas. We have to suppose that the gas, surrounding M51 and infalling onto its disc, is overabundant. How can it be?

After ALM, we would like to attract attention to the problem of derivation of observational information on chemical distribution in different objects with different ages, say, HII regions, supergiants, planetary nebulae, open clusters in discs of close galaxies. This will enable us to derive more refined information on galactic evolution.

ACKNOWLEDGMENTS

The work was supported in part by the grant of Federal Agency for Education of the Ministry of Education and Science of Russian Federation and the grant of Southern Federal University (Russia).

REFERENCES

- Acharova, I.A., Lépine, J.R.D., & Mishurov, Yu.N. 2005, MNRAS, 239, 819
 Acharova, I.A., Mishurov, Yu.N., & Lépine, J.R.D. 2008 (in preparation)

¹ Notice that galactic wind takes away all components of ISM and does not change the relative abundance of heavy elements, i.e., Z .

- Andrievsky, S.M., Bersier, D., Kovtyukh, V.V., Luck, R.E., Maciel, W.J., Lépine, J.R.D., & Beletsky, Yu.V. 2002, A&A, 384, 140
- Asplund, M., Grevesse, N., & Sauval, A.J. 2005, in ASP Conf. Series "Cosmic abundances as records of Stellar evolution and nucleosynthesis", eds.: Bash, F.N., & Barnes, T.G.
- Bartunov, O.S., Tsvetkov, D.Yu., & Filimonova, I.V. 1994, PASP, 106, 1276
- Bertelli, G., Bressan, A., Chiosi, C., Fagotto, F., & Nasi, E. 1994, A&AS, 106, 275
- Boissier, S., Boselli, A., Buat, V., Donas, J., & Milliard, B. 2004, A&A, 424, 465
- Cepa, J., & Beckman, J. 1989, ApSS, 156, 289
- Daffon, S., Cunha, K., 2004, ApJ, 617, 1115
- Dutil, Y., & Roy, J.-R. 2001, AJ, 122, 1644
- Tikhonov, E.N., Tikhonov, N.A., & Galazutdinova, O.A. (TTG) 2007, astro-ph/0712.0703v1 5 Dec
- García-Burillo, S., Guélin, M., & Cernicharo, J. 1993, A&A, 274, 123
- Kennicutt, R.C., Jr. 1998, ApJ, 498, 541
- Lacey, C.G., & Fall, S.M. 1985, ApJ, 290, 154
- Lépine, J.R.D., Acharova, I.A., & Mishurov, Yu.N. 2003, ApJ, 589, 210
- Lin, C.C., Yuan, C., & Shu, F.H. 1969, ApJ, 155, 721
- Maciel, W.J., & Quireza, C. 1999, A&A, 345, 629
- Maciel W.J., Costa R.D.D., & Uchida, M.M.M. 2003, A&A, 397, 667
- Mannucci, F., Della Valle, M., & Panagia, N. 2006, MNRAS, 370, 773
- Matteucci, F., Panagia, N., Pipno, A., Mannucci, F., Recchi, S., & Della Valle, M. 2006, 372, 265
- Mishurov, Yu.N., Lépine, J.R.D., & Acharova, I.A. 2002, ApJ, Lett 571, L113
- Oort, J.H., 1974, in IAU Symposium 58, *The Formation and Dynamics of Galaxies*, ed. Shakeshaft, J.R. (Dordrecht:Reidel), p. 375
- Portinari, L., & Chiosi, C. 1999, A&A, 350, 827
- Roberts, W.W. 1969, Apj, 158, 123
- Schuster K.F., Kramer C., Hirschfeld M., García-Burillo, S., & Mookerjee, B. 2007, A&A, 461, 143.
- Sofue, Y. 1996, ApJ, 458, 120
- Tinsley, B.M. 1980, in *Fundam. Cosmic Phys.*, 5, 827
- Tremaine, S. & Weinberg, M.D. 1984, ApJ Lett, 282, 5
- Twarog, B.A., Ashman, K.M., & Anthony-Twarog, B.J. 1997, AJ, 114., 2556
- Zaritsky, D., Kennicutt Jr., R.C., & Huchra, J.P. 1994, ApJ, 420, 87
- Zimmer, P., Rand, R.J., & McGraw, J.T. 2004, ApJ, 607, 285

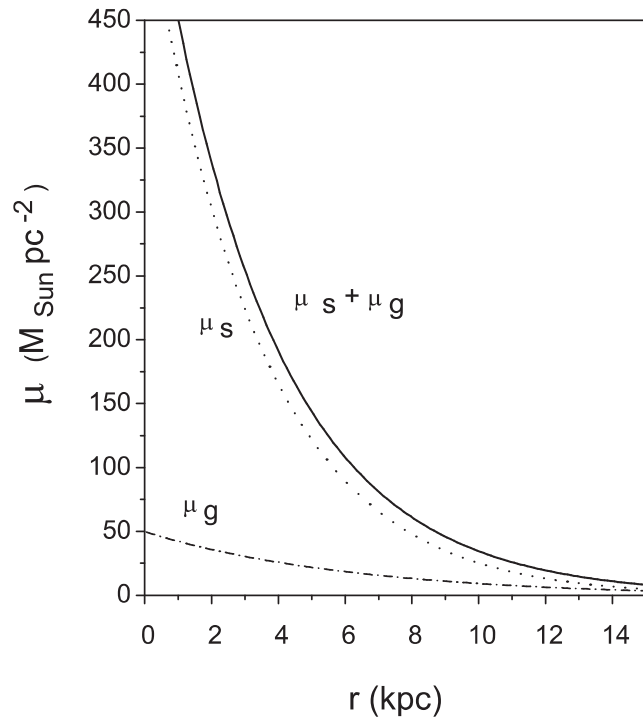


Figure 1. Final profiles of surface densities – gaseous (μ_g), stellar (μ_s) and full ($\mu_g + \mu_s$) in the disc of M51 at present time. The age of the disc was adopted to be 10 Gyrs.

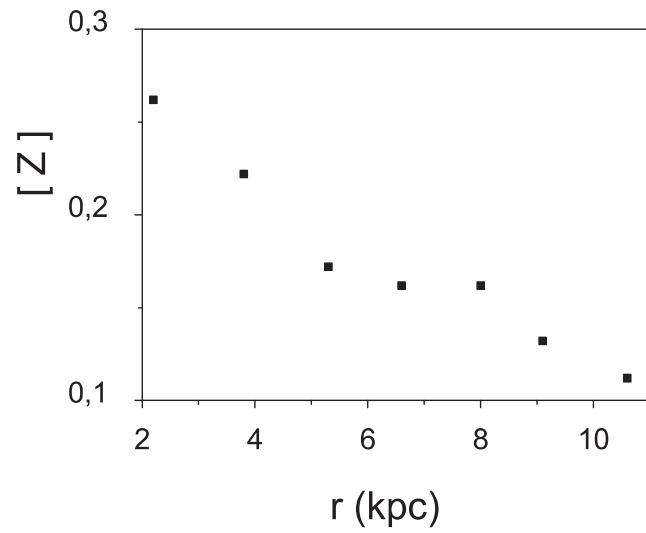


Figure 2. Radial distribution of abundance (in logarithmic scale) in M51 normalized on the solar abundance (see text). The bimodal structure (in terms of Andrievsky et. al. 2002) with a gradient of the order $-0.03 \text{ dex kpc}^{-1}$ in the internal part of the disc (for $r < 5 \text{ kpc}$) and a plateau between 5 and 8 kpc is clearly seen.

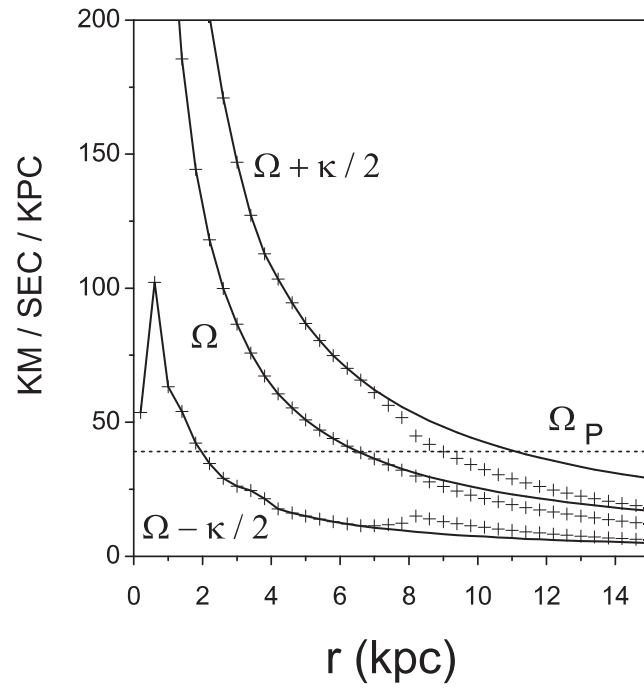


Figure 3. Adopted rotation curves: *solid line* corresponds to the flat curve in the outer part of the disc, *crosses* – to Keplerian law. The *dashed line* corresponds to $\Omega_P = 39.1 \text{ km sec}^{-1} \text{ kpc}^{-1}$. For this value of the angular rotation velocity of spiral wave pattern the corotation resonance happens to be situated at $r = 6.5 \text{ kpc}$. The locations of inner and outer lindblad resonances can be derived from intersections of the dashed line with the lines corresponding to $\Omega \mp \kappa/2$.

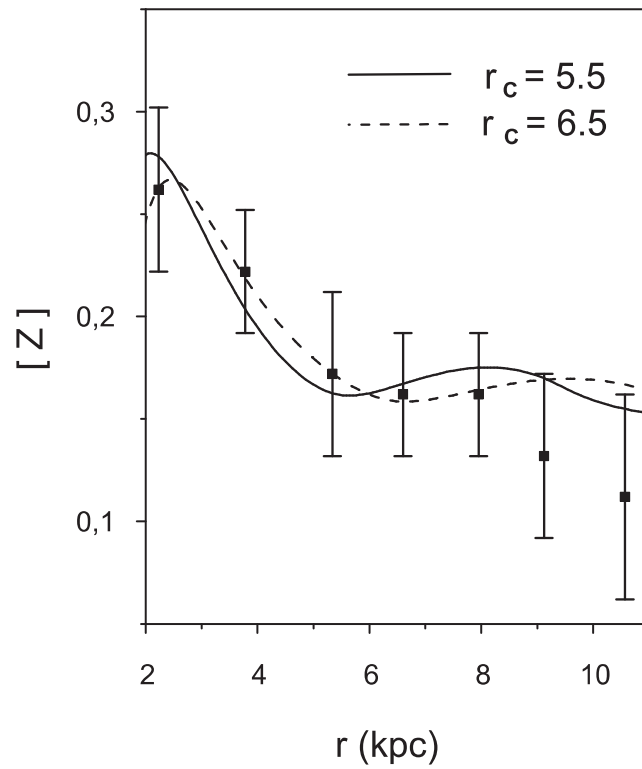


Figure 4. Comparison of theoretical radial abundance distribution formed under the influence of spiral density waves (*solid* and *dashed* lines) for 2 locations of the corotation resonance with the observed pattern in the case of flat rotation curve. The observed data are showed by *filled squares* with error bars.

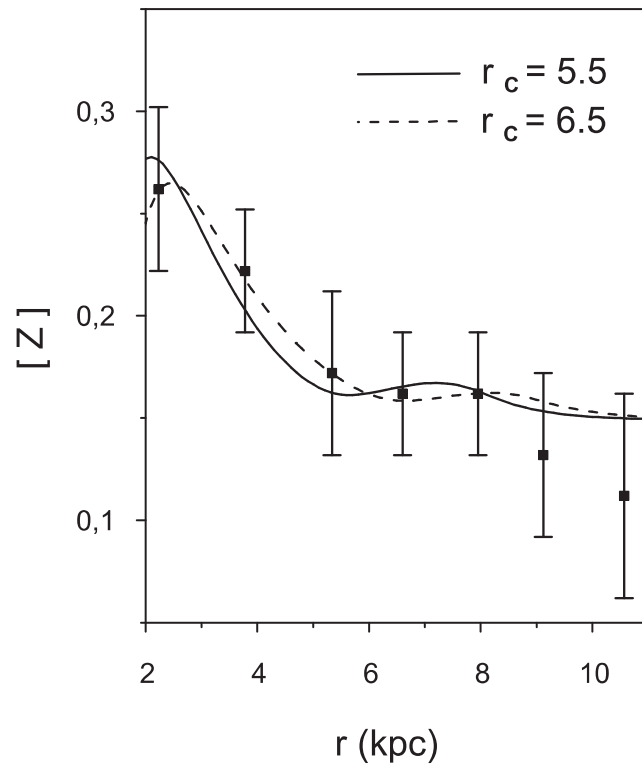


Figure 5. The same as in Fig. 4 but for the Keplerian law.

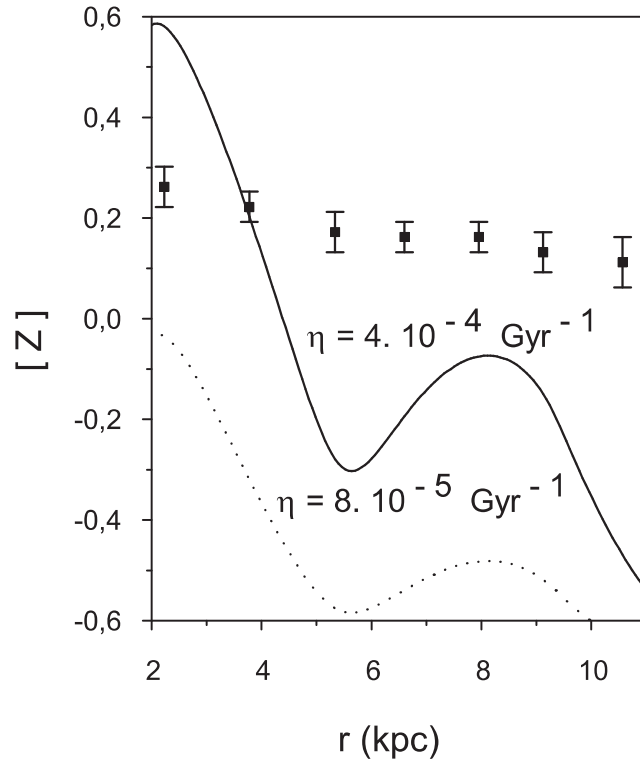


Figure 6. The same as in Fig. 4 but for the case when the infalling gas abundance is $Z_f = Z_\odot/5$, the initial abundance is $Z(t = 0) = 10Z_\odot$, the values of the rate-constant η are shown in the figure and the corotation resonance is situated at $r = 5.5 \text{ kpc}$. The observed abundances are given by *filled squares* with error bars.

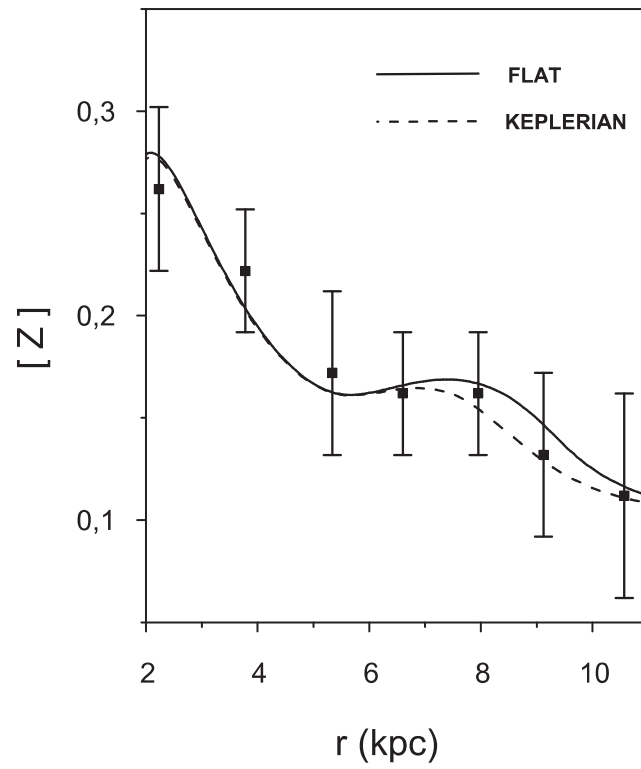


Figure 7. The same as in Figs. 4 and 5 but for the case when the infalling gas abundance in the outer part of galactic disc ($r > 9 \text{ kpc}$) is 10% less than for $r < 9 \text{ kpc}$. For the both cases the corotation resonance is situated at $r = 5.5 \text{ kpc}$.