

# Single-field inflation, anomalous enhancement of superhorizon fluctuations, and non-Gaussianity in primordial black hole formation

Ryo Saito<sup>1,2</sup>, Jun'ichi Yokoyama<sup>2</sup>, and Ryo Nagata<sup>2</sup>

<sup>1</sup>*Department of Physics, Graduate School of Science,  
The University of Tokyo, Tokyo 113-0033, Japan*

<sup>2</sup>*Research Center for the Early Universe (RESCEU),  
Graduate School of Science, The University of Tokyo, Tokyo 113-0033, Japan*

## Abstract

We show a text-book potential for single-field inflation, namely, the Coleman-Weinberg model can induce double inflation and formation of primordial black holes (PBHs), because fluctuations that leave the horizon near the end of first inflation are anomalously enhanced at the onset of second inflation when the time-dependent mode turns to a growing mode rather than a decaying mode. The mass of PBHs produced in this mechanism lies in several discrete ranges depending on the model parameters. We also calculate the effects of non-Gaussian statistics due to higher-order interactions on the abundance of PBHs, which turns out to be small.

## I. INTRODUCTION

The primordial perturbation generated in the inflationary epoch [1, 2] is believed to be the origin of large-scale structure observed in the universe today. We have accurate information on the primordial perturbation through the observation of anisotropy of the cosmic microwave background(CMB) with the help of cosmological perturbation theory [3]. However, the CMB observation provides us with the information on the perturbations on a limited range of scales. Therefore, we cannot say, a priori, anything on the primordial perturbation at the smaller scales from CMB data. If the perturbation at these scales is order unity, primordial black holes can be produced when the scale of overdensed region crosses the horizon [4]. The typical mass of these black holes is given by horizon mass at horizon crossing<sup>1</sup>:

$$M_{\text{BH}} = \frac{4\pi}{3}\rho(H^{-1})^3 = \frac{4\pi M_G^2}{H}, \quad (1)$$

where  $M_G = (8\pi G)^{-1/2} = 2.4 \times 10^{18}$  GeV is the reduced Planck mass<sup>2</sup>. Though PBH evaporates through the Hawking radiation process [6], those with mass greater than  $10^{15}$  g can remain until the present time [7, 8]. These PBHs can be an origin of intermediate mass black holes [9] or dark matter in the Universe [7, 10].

It is difficult to produce appreciable numbers of PBHs in the simple single-field slow-roll inflation models which predict nearly scale-invariant power spectrum of curvature perturbations because the amplitude of fluctuations on small scales cannot be much different from that normalized by CMB observation on large scales. One exception among others [11, 12] is the chaotic new inflation model [13] where double inflation is realized with a single field. In Ref. [13], however, calculation of curvature fluctuation was done using the slow-roll formula in which only the time-independent mode has been taken into account. In the present paper, we solve the evolution equation of each Fourier mode of fluctuations properly and find an anomalous growth due to the temporal deviation from slow-roll evolution between two inflationary stages. This provides the first realistic example of the anomalous growth of perturbation in the superhorizon regime discussed in Ref. [14]. As a result we obtain a

---

<sup>1</sup> Strictly speaking, the mass of black hole depends on the density perturbations  $\delta$  and black holes with a small fraction of horizon mass are also produced [5]. Since the contributions of these black holes are small compared to the black holes with horizon mass, we ignore this dependence for simplicity.

<sup>2</sup> We use units for which  $c = 1$ .

power spectrum highly peaked on some scales depending on the values of the model parameters and PBH formation is more easily realized than concluded in Ref. [13]. We search for the values of parameters with which appreciable numbers of PBHs are produced under the observational constraints [15]. We also analyze the effects of non-Gaussianity generated in this model on the abundance of PBHs.

The organization of this paper is as follows. In section II, we introduce the chaotic new inflation model and explain the background evolution in this model. In section III, a mechanism of the enhancement of the perturbation is explained and the power spectrum in the chaotic new inflation model is given. In section IV, we give an expression of PBH abundance resulted from a peaked power spectrum. In section V, we estimate non-Gaussian correction to PBH abundance. In section VI, we calculate the PBH abundance with various values of parameters and give a relation between mass and PBH abundance. Section VII contains conclusion of this paper. In this paper, we use curvature perturbation in the comoving gauge  $\zeta$  as a degree of freedom of scalar perturbation.

## II. CHAOTIC NEW INFLATION MODEL

We consider a single-field inflation model with the Coleman-Weinberg potential [16]

$$V(\varphi) = \frac{\lambda}{4}\varphi^4 \left( \ln \left| \frac{\varphi}{v} \right| - \frac{1}{4} \right) + \frac{\lambda}{16}v^4. \quad (2)$$

Historically, this potential was first used to realize new inflation [17], but phase space consideration has led to the conclusion that chaotic inflation [18] is much more likely to occur [19]. So we start with a large field value.

In this model, inflation can occur twice [20]. First, chaotic inflation occurs. After chaotic inflation, inflaton oscillates between the two minima of the potential. If the parameter  $v$  is appropriately chosen, the inflaton moves slowly in the neighborhood of the origin after the oscillation and new inflation occurs. For example, the number of e-folds of new inflationary expansion,  $N_{\text{new}}$ , with  $|\dot{H}| < H^2$  is larger than 10 for  $v = 1.103M_G - 1.132M_G$ , and it satisfies  $N_{\text{new}} \gtrsim 60$  for  $v = 1.114M_G - 1.122M_G$ . According to the number of oscillation cycles, the parameters where new inflation occurs are distributed at certain intervals. In the above example,  $\varphi$  settles to the positive potential minimum  $\varphi = v$  if  $v \geq 1.119M_G$  and to the negative potential minimum  $\varphi = -v$  if  $v \leq 1.118M_G$  without oscillation. New inflation

with  $N_{\text{new}} > 10$  occurs after a half cycles of oscillation for  $v = 0.35510M_G - 0.35524M_G$  and after a cycle of oscillation for  $v = 0.266665M_G - 0.26670M_G$  and so on. We show the evolution of Hubble parameter  $H$  and the inflaton  $\varphi$  with the values of the parameters  $(\lambda, v) = (5.4 \times 10^{-14}, 0.355139M_G)$  in Fig. 1, which shows that the inflaton moves slowly in the neighborhood of the origin, and new inflation occurs. With these values of the parameters,  $\varphi$  settles to the negative potential minimum after an oscillation.

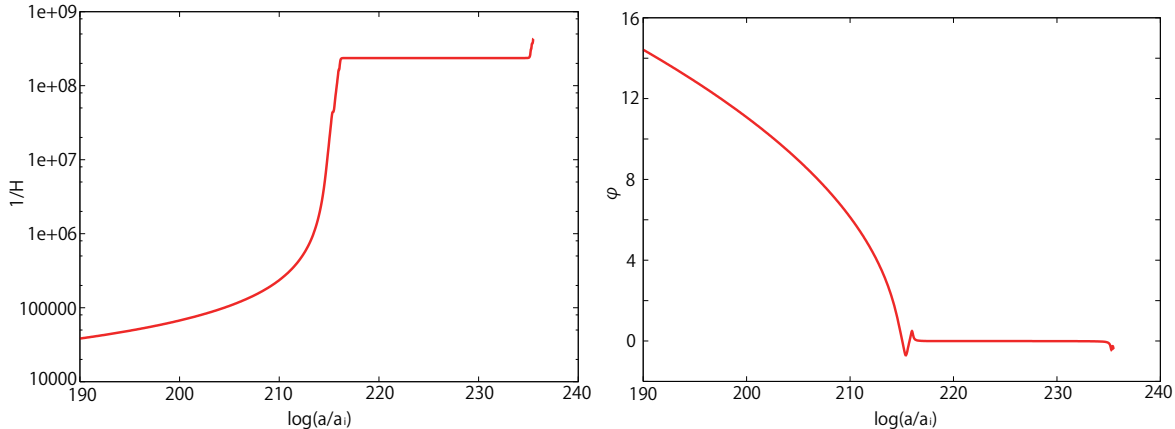


FIG. 1: The evolution of Hubble parameter(left) and the inflaton(right) with the values of the parameters  $(\lambda, v) = (5.4 \times 10^{-14}, 0.355139M_G)$ .  $a_i$  is a value of scale factor at the initial time.

In describing the evolution of the inflaton during inflation, it is convenient to introduce the following Hubble slow-roll parameters:

$$\epsilon \equiv -\frac{\dot{H}}{H^2} = \frac{\dot{\varphi}^2}{2M_G^2 H^2}, \quad (3)$$

$$\eta \equiv \frac{\ddot{\varphi}}{H\dot{\varphi}}, \quad (4)$$

where dots denote differentiation with respect to the cosmic time  $t$ . We show the evolution of these slow-roll parameters in Fig. 2. The values of the model parameters are the same as those employed in Fig. 1. We can see that slow-roll conditions are not satisfied while the inflaton is oscillating between the two minima. As we see in the next section, the existence of this period is important for enhancement of curvature perturbation.

### III. ENHANCEMENT OF CURVATURE PERTURBATION

Curvature perturbation is enhanced in the models where slow-roll conditions are temporarily broken as stated in Ref. [14]. In this section, we briefly describe the mechanism of

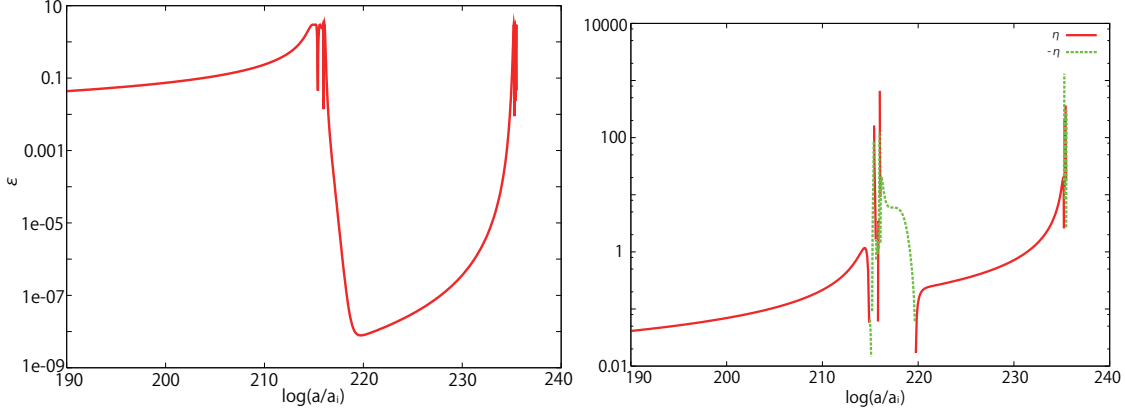


FIG. 2: The evolution of slow-roll parameters with the values of the parameters  $(\lambda, v) = (5.4 \times 10^{-14}, 0.355139M_G)$ .

the enhancement and give a power spectrum of curvature perturbation in the chaotic new inflation model.

### A. Evolution of curvature perturbation

Curvature perturbation in the comoving gauge  $\zeta$ , in terms of which the amplitude of perturbation in the intrinsic spatial curvature of the comoving slicing  $\mathcal{R}_c$  is written as

$$\mathcal{R}_c = \frac{4}{a^2} \nabla^2 \zeta, \quad (5)$$

evolves according to an equation

$$\frac{d^2 \zeta_{\mathbf{k}}}{dN^2} + (3 - \epsilon + \eta) \frac{d\zeta_{\mathbf{k}}}{dN} + \left( \frac{k}{aH} \right)^2 \zeta_{\mathbf{k}} = 0, \quad (6)$$

where  $N$  is the number of e-folds and  $\zeta_{\mathbf{k}}$  is the Fourier transform of  $\zeta$ :

$$\zeta_{\mathbf{k}} \equiv \int d^3x \zeta(t, \mathbf{x}) e^{-i\mathbf{k} \cdot \mathbf{x}}. \quad (7)$$

In the slow-roll inflation regime, the coefficient of the second term in Eq. (6) is positive and therefore the solutions of Eq. (6) in the long-wavelength regime, where the last term is negligible, are a constant mode and a decaying mode. The time derivative  $d\zeta_{\mathbf{k}}/dN$ , which corresponds to the decaying mode, diminishes in proportional to  $a^{-2}$ . If we neglect the last term in Eq. (6),  $d\zeta_{\mathbf{k}}/dN$  diminishes as  $a^{-3}$ . However, the last term decreases as  $(k/aH)^2 \zeta_{\mathbf{k}} \propto a^{-2}$ . As a result the second term in Eq. (6) soon becomes comparable to the

last term in Eq. (6), and  $d\zeta_{\mathbf{k}}/dN$  diminishes as  $a^{-2}$ . Therefore  $\zeta_{\mathbf{k}}$  soon becomes constant after horizon crossing and the power spectrum of curvature perturbation is given by the squared amplitude of the vacuum fluctuation<sup>3</sup>

$$|\zeta_{\mathbf{k}}|^2 = \frac{1}{2\epsilon M_G^2} \frac{k^{-1}}{a^2} \quad (8)$$

at the time the mode crossed the horizon:

$$\begin{aligned} \mathcal{P}_\zeta(k) &= \left. \frac{k^3 |\zeta_{\mathbf{k}}|^2}{2\pi^2} \right|_{k=aH} \\ &= \frac{1}{\epsilon} \left( \frac{H}{2\pi M_G} \right)^2 \Big|_{k=aH}. \end{aligned} \quad (9)$$

The power spectrum given by Eq. (9) is well approximated by the form  $\mathcal{P}_\zeta(k) \propto k^{n-1}$  where  $n - 1 = -2\epsilon - \eta$ , namely, a nearly scale-invariant spectrum with small value of slow-roll parameters. Since the observed amplitude is small and single-field inflation models generically gives spectral index  $n < 1$  [21], this power spectrum leads to a small number of primordial black holes. On the other hand, the coefficient of the second term in Eq. (6) can be negative in the model where slow-roll conditions are temporarily broken such as the chaotic new inflation model, in which we find  $\epsilon \simeq 3$  and  $\eta < 0$  near the end of the oscillatory phase so that  $3 - \epsilon + \eta < 0$ . In this case, Eq. (6) has a growing mode solution instead of the decaying mode solution outside the horizon. Therefore  $\zeta_{\mathbf{k}}$  grows even after horizon crossing and its amplitude is enhanced. This enhancement of the perturbation enables even a single-field inflation model to produce a large number of PBHs.

## B. Power spectrum of curvature perturbation in the chaotic new inflation model

We have estimated the power spectrum of curvature perturbation in the chaotic new inflation model by solving Eq. (6) numerically. In Fig. 3, we show the power spectrum which is normalized to the amplitude observed by WMAP [3],  $2 \times 10^{-9}$  at  $k = 0.002/\text{Mpc}$  by choosing  $\lambda$  appropriately. The values of the model parameters are the same as those employed in Fig. 1 and Fig. 2.

---

<sup>3</sup> In subhorizon scales,  $\zeta_{\mathbf{k}}$  is given by the quantum fluctuation in the vacuum state. Therefore,  $\zeta_{\mathbf{k}}\pi_{\zeta_{\mathbf{k}}}$  has the minimum value 1 under the uncertainty relation  $\zeta_{\mathbf{k}}\pi_{\zeta_{\mathbf{k}}} \geq 1$ . Here,  $\pi_{\zeta_{\mathbf{k}}}$  is the momentum conjugate to  $\zeta_{\mathbf{k}}$  and expressed as  $2a^3\epsilon M_G^2 \dot{\zeta}_{\mathbf{k}}^*$ . Then, approximating  $\dot{\zeta}_{\mathbf{k}} \sim (k/a)\zeta_{\mathbf{k}}$ , we obtain the amplitude (8).

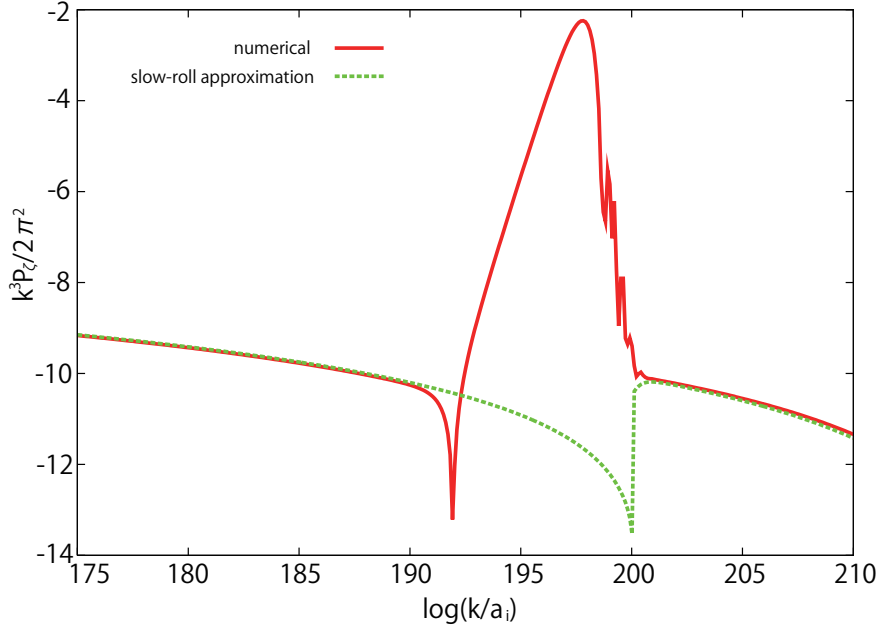


FIG. 3: Power spectrum of curvature perturbation (solid line). This spectrum is calculated under the parameters  $(\lambda, v) = (5.4 \times 10^{-14}, 0.355139M_G)$ . We show also a power spectrum estimated by using the formula (9), which is used for a slow-roll inflation model (dashed line).

In Fig. 3, it is observed that the power spectrum deviates from the one estimated by using the slow-roll formula (9) and the enhancement of the perturbation has occurred. The power spectrum has a peak with amplitude  $\sim 6.2 \times 10^{-3}$  and results in formation of a large number of PBHs with mass corresponding to the scale of the peak. The scale of the peak corresponds to the scale which crossed the horizon near the end of chaotic inflation. The non-constant mode for the scales which crossed the horizon earlier is a decaying mode during slow-roll inflation, and becomes exponentially small as  $a^{-2}$ . Therefore, even if it turns to a growing mode temporarily after the first inflation, only the modes which left the horizon in the late stage of the first inflation are enhanced to a visible level. The scale and the amplitude of the peak vary with the parameter  $v$ . For increasing number of the oscillation cycles of inflaton, a larger amplitude is obtained. We investigate the abundance of PBHs resulted from the peaked spectrum in the following sections.

#### IV. ABUNDANCE OF PRIMORDIAL BLACK HOLES

In this section, we give an expression of the PBH abundance resulting from a strongly peaked power spectrum.

We estimate the PBH abundance based on the Press-Schechter method [22, 23]. In this method, a PBH with mass greater than  $M$  is formed when the perturbation which is smoothed on scale  $R_M$  corresponding to  $M$  exceeds the threshold  $\zeta_{\text{th}}$ . The smoothed perturbation  $\zeta_{R_M}$  is defined by

$$\zeta_{R_M}(\mathbf{x}) \equiv \int d^3x' W(|\mathbf{x}' - \mathbf{x}|/R_M)\zeta(\mathbf{x}'), \quad (10)$$

where  $W(x/R)$  is a window function. The fraction of the energy density of the Universe collapsing into PBHs with mass  $M < M_{\text{BH}} < M + \Delta M$  at the time they form is given by

$$\beta(M; \Delta M) \equiv \frac{\rho_{\text{BH}}(M; \Delta M)}{\rho_{\text{tot}}} = -2 \int_M^{M+\Delta M} dM \int_{\zeta_{\text{th}}} d\zeta \frac{\partial P_{R_M}}{\partial M}, \quad (11)$$

where the prefactor 2 is due to Press-Schechter's prescription and  $P_{R_M}$  is the probability distribution of  $\zeta_{R_M}(\mathbf{x})$ .  $P_{R_M}$  is independent of  $\mathbf{x}$  because of homogeneity of the universe. Therefore, we omit the argument  $\mathbf{x}$  in the following. For the moment, we assume  $\zeta_{\mathbf{k}}$  to be Gaussian distributed, which is the case to the lowest order of perturbation, and consider non-Gaussian correction in the next section to test the validity of this assumption. Then  $P_{R_M}$  is Gaussian with variance

$$\sigma_{R_M}^2 \equiv \int \frac{dk}{k} \widetilde{W}(kR)^2 \mathcal{P}_\zeta, \quad (12)$$

where  $\widetilde{W}(kR)$  is the volume-normalized Fourier transform of the window function  $W(x/R)$ .

We estimate the PBH abundance, (11), resulting from a strongly peaked power spectrum at the scale  $k^{-1} = k_{\text{peak}}^{-1}$ . Since the power spectrum is strongly peaked we can approximate it to be  $\delta$ -function in Eq. (12). This approximation is adequate, for  $P_{R_M}$  is exponentially sensitive to  $\sigma_{R_M}$  and a small difference in  $\sigma_{R_M}$  leads to a large difference in  $P_{R_M}$  so that only the value of  $\sigma_{R_M}^2$  at the peak is important. Under this approximation and using a top-hat function as  $\widetilde{W}(kR)$ , we obtain  $d\sigma_{R_M}^2/dM \sim \mathcal{P}_\zeta(k_{\text{peak}})\delta(M - M_{\text{peak}})$  where  $M_{\text{peak}}$  is the mass corresponding to the scale of the peak. Therefore, only PBHs whose mass is  $M_{\text{peak}}$  form. In this approximation, its abundance is given by

$$\beta(M_{\text{peak}}) = \frac{1}{\sqrt{2\pi}} \int_{\zeta_{\text{th}}} d\hat{\zeta} (\hat{\zeta}^2 - 1) e^{-\hat{\zeta}^2/2} \left( \hat{\zeta} \equiv \zeta / \sqrt{\mathcal{P}_\zeta(k_{\text{peak}})} \right), \quad (13)$$



where  $\beta$  is independent of  $\Delta M$  under the current approximation. In the peaked spectrum, the amplitude at the scale of the peak can be large while the amplitude at the observed scale is consistent with the observational value. Therefore, a large number of PBHs are produced from strongly peaked power spectrum.

## V. NON-GAUSSIAN CORRECTION TO PBH ABUNDANCE

The amplitude of perturbation producing PBHs is so large that non-Gaussianity of curvature perturbation due to higher-order effects can be important. In the case of slow-roll inflation, this effect on the formation of PBHs has been studied in Ref. [24] and shown to be negligibly small contrary to the intuitive expectation. However, in models where slow-roll conditions are temporarily violated such as the chaotic new inflation model, large non-Gaussianity arises [25] and can modify the PBH abundance obtained above. In this section, we investigate this possibility.

### A. Three-point correlation functions

Here in order to estimate the effects of the deviation from Gaussian due to the higher-order interaction in the action, we first evaluate three-point correlation functions.

We sketch the derivation of the three-point correlation functions [26]. The three-point functions are estimated by perturbative expansion with respect to the interaction. For the estimation of the three-point correlation functions, the cubic terms of  $\zeta$ <sup>4</sup> in the action give relevant interactions, which consist of

$$\begin{aligned}
S_3 &= \int dt L_3(\zeta, \dot{\zeta}; t) \\
&= M_G^2 \int dt d^3x [a\epsilon\zeta(\nabla\zeta)^2 + a^3\epsilon H^{-1}\dot{\zeta}^3 - 3a^3\epsilon\zeta\dot{\zeta}^2 \\
&\quad - \frac{1}{2a}(3\zeta - H^{-1}\dot{\zeta})(\nabla_i\nabla_j\psi\nabla_i\nabla_j\psi - \nabla^2\psi\nabla^2\psi) + 2a^{-1}\nabla_i\psi\nabla_i\zeta\nabla^2\psi],
\end{aligned} \tag{14}$$

where  $\psi$  is defined by

$$\psi \equiv -\frac{\zeta}{H} + a^2\epsilon\nabla^{-2}\dot{\zeta}. \tag{15}$$

---

<sup>4</sup> To be precise, *this*  $\zeta$  is a generalization of  $\zeta$  used in the linear perturbation theory [26]. At linear order, two  $\zeta$  coincide with each other.

From these terms, the interaction Hamiltonian up to the third order reads

$$\begin{aligned}
H_I(\zeta_I, \pi_{\zeta_I}; t) &= -L_3(\zeta_I, \pi_{\zeta_I}/(2a^3\epsilon); t) \\
&= -L_3(\zeta_I, \dot{\zeta}_I; t) \\
&= M_G^2 \int d^3x \left[ -a\epsilon\zeta_I(\nabla\zeta_I)^2 - a^3\epsilon H^{-1}\dot{\zeta}_I^3 + 3a^3\epsilon\zeta_I\dot{\zeta}_I^2 \right. \\
&\quad \left. + \frac{1}{2a}(3\zeta_I - H^{-1}\dot{\zeta}_I)(\nabla_i\nabla_j\psi_I\nabla_i\nabla_j\psi_I - \nabla^2\psi_I\nabla^2\psi_I) - 2a^{-1}\nabla_i\psi_I\nabla_i\zeta_I\nabla^2\psi_I \right] \\
&= \frac{M_G^2 a^3 H^2}{(2\pi)^6} \int d^3k_1 d^3k_2 d^3k_3 \delta^3(\mathbf{k}_1 + \mathbf{k}_2 + \mathbf{k}_3) \left[ \mathcal{H}^{(1)}\zeta_{\mathbf{k}_1 I}\zeta_{\mathbf{k}_2 I}\zeta_{\mathbf{k}_3 I} \right. \\
&\quad \left. + \mathcal{H}^{(2)}\zeta_{\mathbf{k}_1 I}\zeta_{\mathbf{k}_2 I}\frac{d\zeta_{\mathbf{k}_3 I}}{Hdt} + \mathcal{H}^{(3)}\frac{d\zeta_{\mathbf{k}_1 I}}{Hdt}\frac{d\zeta_{\mathbf{k}_2 I}}{Hdt}\zeta_{\mathbf{k}_3 I} + \mathcal{H}^{(4)}\frac{d\zeta_{\mathbf{k}_1 I}}{Hdt}\frac{d\zeta_{\mathbf{k}_2 I}}{Hdt}\frac{d\zeta_{\mathbf{k}_3 I}}{Hdt} \right], \quad (16)
\end{aligned}$$

where  $\pi_\zeta$  is the momentum conjugate to  $\zeta$  and the variables with subscript  $I$  denote variables in the interaction picture. Coefficients  $\mathcal{H}^{(i)}$  ( $i = 1, 2, 3, 4$ ) are given by

$$\mathcal{H}^{(1)} = \epsilon\bar{k}^2 \cos\theta - \frac{1}{6}\bar{k}^4 \sin^2\theta, \quad (17)$$

$$\mathcal{H}^{(2)} = -\epsilon\bar{k}^2(\sin^2\theta/z + \cos\theta) + \frac{\bar{k}^4}{2}\sin^2\theta, \quad (18)$$

$$\mathcal{H}^{(3)} = 3\epsilon + \frac{\epsilon^2}{2}(\sin^2\theta + 2z\cos\theta) + \frac{\epsilon}{2}\bar{k}^2(z - 2\cos\theta)\sin^2\theta, \quad (19)$$

$$\mathcal{H}^{(4)} = -\epsilon - \frac{\epsilon^2}{2}\sin^2\theta, \quad (20)$$

where we have defined

$$\bar{k} \equiv \frac{\sqrt{k_1 k_2}}{aH}, \quad \cos\theta \equiv (\mathbf{k}_1 \cdot \mathbf{k}_2)/k_1 k_2, \quad z \equiv k_3^2/k_1 k_2, \quad (21)$$

for simplicity of expression. For an equilateral triangle,  $k_1 = k_2 = k_3 = k$ , the values of these quantities are

$$\bar{k} = \frac{k}{aH}, \quad \cos\theta = -\frac{1}{2}, \quad z = 1.$$

In calculating the three-point correlation functions, the in-in formalism [27] is used since we want to calculate an expectation value with respect to the vacuum state at  $t \rightarrow -\infty$ :

$$\begin{aligned}
\langle \zeta_{\mathbf{k}_1}(t)\zeta_{\mathbf{k}_2}(t)\zeta_{\mathbf{k}_3}(t) \rangle &= \langle U_I^{-1}(t, t_0)\zeta_{\mathbf{k}_1 I}(t)\zeta_{\mathbf{k}_2 I}(t)\zeta_{\mathbf{k}_3 I}(t)U_I(t, t_0) \rangle. \\
&\quad \left( U_I(t, t_0) \equiv T e^{-i \int_{(1-i\epsilon_0)t_0}^t dt H_I(\zeta_I(t), \pi_{\zeta_I}(t); t)} \right) \quad (22)
\end{aligned}$$

where  $\epsilon_0$  is a positive infinitesimal constant<sup>5</sup>. To leading order of  $H_I$ , the three-point corre-

<sup>5</sup> In an abuse of language, we use the same symbol  $\zeta_{\mathbf{k}}$  for denoting a quantized variable as a classical one.

lation function is given by

$$\begin{aligned} \langle U_I^{-1} \zeta_{\mathbf{k}_1 I}(t) \zeta_{\mathbf{k}_2 I}(t) \zeta_{\mathbf{k}_3 I}(t) U_I \rangle &= -i \int_{t_0}^t dt' \langle [\zeta_{\mathbf{k}_1 I}(t) \zeta_{\mathbf{k}_2 I}(t) \zeta_{\mathbf{k}_3 I}(t), H_I(\zeta_{\mathbf{k}I}, \pi_{\zeta_{\mathbf{k}I}}; t')] \rangle \\ &= 2 \int_{t_0}^t dt' \text{Im}(\langle \zeta_{\mathbf{k}_1 I}(t) \zeta_{\mathbf{k}_2 I}(t) \zeta_{\mathbf{k}_3 I}(t) H_I(\zeta_{\mathbf{k}I}, \pi_{\zeta_{\mathbf{k}I}}; t') \rangle), \end{aligned} \quad (23)$$

where the  $t'$  integration contour is deformed so that both bra and ket are projected on to the vacuum state at  $t \rightarrow -\infty$ . According to the behavior of  $\zeta_{\mathbf{k}I}$ , the integrals in Eq. (23) can be splitted into three parts, an integral over the region inside the horizon, the region around horizon crossing and the region outside the horizon. In the former two parts the deviation from the slow-roll inflation models is small, since the third term in Eq. (6) is dominant in these parts. The deviation arises in the last part, because  $\zeta_{\mathbf{k}}$  grows outside the horizon in the chaotic new inflation model and not in the slow-roll inflation models. In the slow-roll inflation models, the contribution from the part outside the horizon is negligible since each term in the interaction (16) includes  $\dot{\zeta}_I$  or  $k/aH$  which have small values outside the horizon and, furthermore, the commutator of  $\zeta_{\mathbf{k}}$ 's or its time derivatives vanish as  $a^{-\nu}$  ( $\nu \geq 2$ )<sup>6</sup>. The three-point correlation functions are suppressed by the slow-roll parameters estimated at horizon crossing [26]. In contrast, in the chaotic new inflation model,  $\dot{\zeta}_I$  has a non-negligible value outside the horizon and the integrals over the region outside the horizon contributes to the three-point correlation functions. The reason for obtaining large non-Gaussianity is different from that in Ref. [25]. In the chaotic new inflation model it is the growth of the perturbation outside the horizon, while in Ref. [25] it is the characteristic behavior of the slow roll parameters near or inside the horizon.

## B. Correction to PBH abundance from three-point correlation functions

In the following, we give an expression of the PBH abundance resulting from the perturbation with the three-point correlation functions.

The probability distribution  $P_{R_M}$  can be expressed as

$$P_{R_M}(\zeta_{R_M}) = \frac{1}{2\pi} \int d\eta_{R_M} \Phi(\eta_{R_M}) e^{-i\eta_{R_M} \zeta_{R_M}}, \quad (24)$$

---

<sup>6</sup> If  $\zeta_{\mathbf{k}I}(t)$  is constant  $\zeta_{\mathbf{k}I}(t) = \zeta_{\mathbf{k}I}^{\text{const}}$ , the three-point functions vanishes because a term  $\zeta_{\mathbf{k}_1 I}(t) \zeta_{\mathbf{k}_2 I}(t) \zeta_{\mathbf{k}_3 I}(t) \zeta_{\mathbf{k}_1 I}^*(t') \zeta_{\mathbf{k}_2 I}^*(t') \zeta_{\mathbf{k}_3 I}^*(t')$  becomes a real number  $|\zeta_{\mathbf{k}_1 I}^{\text{const}} \zeta_{\mathbf{k}_2 I}^{\text{const}} \zeta_{\mathbf{k}_3 I}^{\text{const}}|^2$  in this case. Then the leading term of the commutator of  $\zeta_{\mathbf{k}}$ 's have a decaying mode in  $\zeta_{\mathbf{k}}$ 's, and decreases as  $a^{-2}$ . With time derivatives of  $\zeta_{\mathbf{k}}$ 's, the commutators decreases more rapidly.

where  $\Phi$  is defined by

$$\Phi(\eta_{R_M}) \equiv \langle e^{i\eta_{R_M} \zeta_{R_M}} \rangle. \quad (25)$$

$\Phi$  can be expanded by cumulants of  $\zeta_{R_M}$ ,  $\langle \zeta_{R_M}^n \rangle_c$ :

$$\Phi(\eta_{R_M}) = \exp \left( \sum_{m=0}^{\infty} \frac{(i\eta_{R_M})^m}{m!} \langle \zeta_{R_M}^m \rangle_c \right). \quad (26)$$

The cumulants of  $\zeta_{R_M}$  can be expressed by the connected part of the correlation functions of  $\zeta_{\mathbf{k}}$ . With the formula (26), we can estimate the correction to  $P_{R_M}$  from higher-order correlation functions.

The correction from the three-point correlation functions can be calculated, retaining terms up to  $m = 3$  in Eq. (26). In the case  $|\langle \zeta_{R_M}^3 \rangle_c|$  is much smaller than  $\sigma_{R_M}^3$ , we can give a concrete expression of the corrected PBH abundance. In this case, we can expand  $\Phi$  with respect to  $J$  which is defined by

$$J \equiv \frac{1}{6} \frac{\langle \zeta_{R_M}^3 \rangle_c}{\sigma_{R_M}^3}, \quad (27)$$

and get

$$P_{R_M}(\zeta_{R_M}) = \frac{1}{\sqrt{2\pi\sigma_{R_M}^2}} \left[ 1 + \left( 3 \frac{\zeta_{R_M}}{\sigma_{R_M}} - \frac{\zeta_{R_M}^3}{\sigma_{R_M}^3} \right) J \right] \exp \left( -\frac{\zeta_{R_M}^2}{2\sigma_{R_M}^2} \right). \quad (28)$$

$J$  can be expressed by the three-point correlation functions of  $\zeta_{\mathbf{k}}$  as

$$J = \frac{1}{6\sigma_{R_M}^3} \int d^3k_1 \int d^3k_2 \int d^3k_3 \widetilde{W}(k_1 R) \widetilde{W}(k_2 R) \widetilde{W}(k_3 R) \langle \zeta_{\mathbf{k}_1} \zeta_{\mathbf{k}_2} \zeta_{\mathbf{k}_3} \rangle. \quad (29)$$

Substituting the probability distribution  $P_{R_M}$  given by Eq. (28) to Eq. (11), we get the PBH abundance including the correction from the three-point correlation functions.

Because of homogeneity of the universe, the three-point correlation functions of  $\zeta_{\mathbf{k}}$  can be written as

$$\langle \zeta_{\mathbf{k}_1}(t) \zeta_{\mathbf{k}_2}(t) \zeta_{\mathbf{k}_3}(t) \rangle_c = A(\mathbf{k}_1, \mathbf{k}_2, \mathbf{k}_3) \delta^3(\mathbf{k}_1 + \mathbf{k}_2 + \mathbf{k}_3). \quad (30)$$

The isotropy of the universe guarantees that  $A(\mathbf{k}_1, \mathbf{k}_2, \mathbf{k}_3)$  is in fact a function of ‘‘shape’’ and ‘‘size’’ of triangle spanned by  $\mathbf{k}_i$  ( $i = 1, 2, 3$ ) such as the quantities (21) and independent of direction of the triangle. In the chaotic new inflation model,  $\zeta_{\mathbf{k}}$  grows most significantly at  $k = k_{\text{peak}}$  and  $A(\mathbf{k}_1, \mathbf{k}_2, \mathbf{k}_3)$  has the largest value at  $k_1 = k_2 = k_3 = k_{\text{peak}}$ . Therefore, as before, we can take approximation  $d\langle \zeta_{R_M}^3 \rangle_c/dM \sim 4\pi k_{\text{peak}}^6 A_{\text{peak}} \delta(M - M_{\text{peak}})$ , where  $A_{\text{peak}}$  represents  $A(\mathbf{k}_1, \mathbf{k}_2, \mathbf{k}_3)$  estimated at  $k_1 = k_2 = k_3 = k_{\text{peak}}$ . Under this approximation, the

PBH abundance is given by

$$\beta(M_{\text{peak}}) = \frac{1}{\sqrt{2\pi}} \int_{\hat{\zeta}_{\text{th}}}^{\hat{\zeta}} d\hat{\zeta} \left[ (\hat{\zeta}^2 - 1) - (\hat{\zeta}^5 - 8\hat{\zeta}^3 + 9\hat{\zeta}) J_{\text{peak}} \right] e^{-\hat{\zeta}^2/2} \quad (31)$$

$$\left( \hat{\zeta} \equiv \zeta / \sqrt{\mathcal{P}_\zeta(k_{\text{peak}})} \right),$$

where

$$J_{\text{peak}} \equiv \frac{2\pi}{3} \frac{k_{\text{peak}}^6 A_{\text{peak}}}{\mathcal{P}_\zeta(k_{\text{peak}})^{3/2}}. \quad (32)$$

The PBH abundance with some values of  $J_{\text{peak}}$  is shown in Fig. 4.

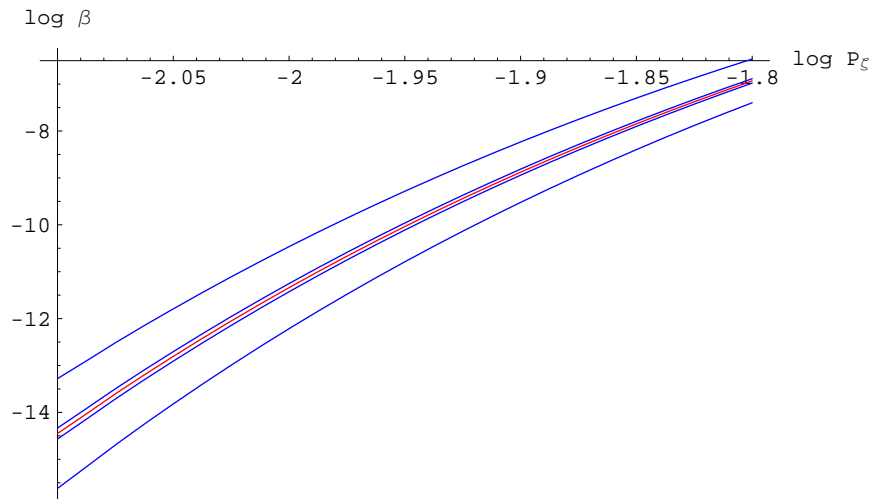


FIG. 4: PBH abundance with some values of  $J_{\text{peak}}$ . The values of  $J_{\text{peak}}$  are  $-0.1, -0.01, 0, 0.01, 0.1$  from below.

### C. Estimation of correction to PBH abundance in chaotic new inflation model

With the formulae obtained in the previous subsections, we can estimate the correction to the PBH abundance from the three-point correlation functions in the chaotic new inflation model. We have carried out the integration in Eq. (23) numerically over the region outside the horizon, where the deviation from the slow-roll inflation models arises. In the other regions the contributions are almost the same as those in the slow-roll inflation models and do not modify the PBH abundance relevantly. Since the calculation is done only outside the horizon, we do not have the problem in implementing the  $i\epsilon$  prescription numerically.

For the values of the parameters  $(\lambda, v) = (5.4 \times 10^{-14}, 0.355139M_G)$  with which the amplitude at the peak has the values for producing relevant number of PBHs,  $\sim 6.2 \times 10^{-3}$ , the value of  $A_{\text{peak}}$  is estimated to be

$$k_{\text{peak}}^6 A_{\text{peak}} \sim 10^{-9}. \quad (33)$$

On the other hand, the value obtained by estimating the contribution from the region around horizon crossing as done in slow-roll inflation models is calculated to be [26]

$$k_{\text{peak}}^6 A_{\text{peak}} = 48\pi^7 f_{\text{NL}} \mathcal{P}_\zeta^2 \sim 10^{-16}, \quad (34)$$

where the value of  $\mathcal{P}_\zeta$  is estimated at horizon crossing,  $\sim 10^{-11}$  (see Fig. 3).  $f_{\text{NL}}$  is an estimator usually used for parameterizing the size of non-Gaussianity observed in the CMB [26] and has the value of the order of the slow-roll parameters estimated at horizon crossing,  $\sim 10^{-1}$  (see Fig. 2).

We get larger three-point correlation functions than those without the enhancement of the perturbation. However, the parameter  $J_{\text{peak}}$  which is an estimator for the correction to the PBH abundance from the three-point correlation functions is estimated to be

$$J_{\text{peak}} \sim 10^{-6}. \quad (35)$$

This value is too small to modify the PBH abundance relevantly. Though large three-point correlation functions are obtained, since a denominator of the estimator is also large, only a small correction is obtained.

The correction to the PBH abundance from  $N$ -point correlation functions appears with a factor  $\mathcal{P}_\zeta^{-N/2}$ . Therefore the corrections are expected to be small as the correction from three point functions are. We can therefore use the expression (13) for the PBH abundance safely.

## VI. PARAMETER SEARCH

In §III, we have shown the curvature perturbation  $\zeta$  is enhanced in the chaotic new inflation model. In this section, we calculate the PBH abundance using Eq. (13) with various values of the parameter  $v$  and search the parameter with which relevant number of PBHs can be produced. For each  $v$ , the parameter  $\lambda$  is fixed by the power spectrum of  $\zeta$

observed by WMAP,  $\mathcal{P}_\zeta = 2 \times 10^{-9}$  at  $k = 0.002/\text{Mpc}$ . In the linear perturbation theory, the power spectrum  $\mathcal{P}_\zeta(k)$  scales as<sup>7</sup>

$$\mathcal{P}_\zeta(k) \rightarrow \mathcal{P}'_\zeta(k) = \tilde{\lambda} \mathcal{P}_\zeta(\tilde{\lambda}^{-1/2} k) \quad \text{for } V \rightarrow V' = \tilde{\lambda} V. \quad (36)$$

Since the horizon mass at the matter-radiation equality is  $\sim 10^{17} M_\odot$ , PBHs that can be the origin of intermediate mass black holes or dark matter are produced in the radiation-dominated epoch. In the radiation-dominated epoch, the threshold value of the density perturbation  $\delta_{\text{th}}$  is given by  $1/3$  [4, 7]. Then, we find the corresponding value of the curvature perturbation  $\zeta_{\text{th}} = 0.75$  with the help of the formula in the linear perturbation theory,  $\delta_{k=aH} = 4\zeta_{k=aH}/9$  [23]. A similar value has been obtained by numerical calculation in Ref. [28]. Equation (1) relates the mass of PBH produced in the radiation-dominated epoch to the scale of the perturbation as

$$M = 5.4 \text{ g} \left( \frac{10^{16} \text{ GeV}}{V_*^{1/4}} \right)^2 \left( \frac{a_* R_M}{H_*^{-1}} \right)^2, \quad (37)$$

where the variables with subscript “\*” denote those estimated at arbitrary time in the radiation-dominated epoch. We assume the period of reheating is negligible and have chosen the time at which inflation finished as time at which the variables with subscript “\*” are estimated. We write these variables with subscript “end”.

We have found that a relevant number of PBHs can be produced around  $v \simeq 0.26667 M_G$ ,  $v \simeq 0.35514 M_G$  and  $v \simeq 0.35522 M_G$ . In these values of  $v$ ,  $V_{\text{end}}^{1/4} \sim (\lambda v^4)^{1/4} \sim 10^{14} \text{ GeV}$  and Eq. (37) gives

$$M \sim 10^4 \text{ g} \left( \frac{R_M}{R_{\text{end}}} \right)^2, \quad (38)$$

where  $R_{\text{end}} \equiv 1/(a_{\text{end}} H_{\text{end}})$ , which is the comoving scale crossing the horizon at the end of the entire inflation. The PBH abundance  $\beta$  is plotted as a function of the mass corresponding to the scale of the peak  $M_{\text{peak}}$  in Figs. 5 and 6 with the observational constraints. The constraint on PBH abundance with mass above  $10^{15} \text{ g}$  is obtained from the condition that the abundance of PBHs is less than that of matter today. The other constraints are obtained from the consistency with nucleosynthesis and  $\gamma$ -ray observation. In Fig. 6, we can observe

---

<sup>7</sup> The equations in the linear perturbation theory and the initial conditions for  $V' = \tilde{\lambda} V$  can be written as those for  $V$  by defining  $(N', H', \varphi', k', \zeta') \equiv (N, \tilde{\lambda}^{-1/2} H, \varphi, \tilde{\lambda}^{-1/2} k, \tilde{\lambda}^{1/4} \zeta)$ . Then, the relation (36) is obtained.

that PBHs with mass  $6 \times 10^{20}$  g can constitute a large part of matter in the universe. Though PBHs with some range of mass are observationally excluded to be the dominant component of dark matter [29], there are no strong constraints in mass range  $10^{20}$  g  $-$   $10^{26}$  g ( $10^{-13}M_{\odot}$   $-$   $10^{-7}M_{\odot}$ ). The mass  $6 \times 10^{20}$  g are in this range. Therefore, we can obtain PBHs that can be an origin of dark matter in the chaotic new inflation model.

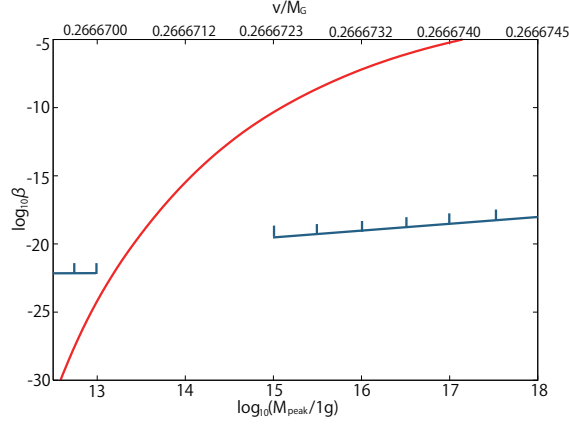


FIG. 5: PBH abundance  $\beta$  as a function of mass corresponding to the scale of the peak  $M_{\text{peak}}$  associated with the values of parameter  $v = 0.2666694M_G - 0.2666745M_G$  (solid line). The constraints on PBH abundance are also depicted.

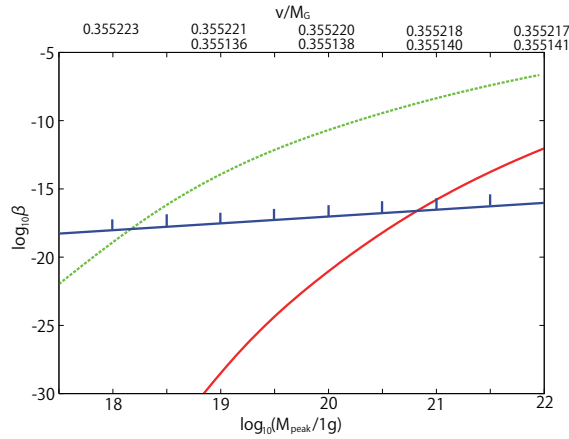


FIG. 6: PBH abundance  $\beta$  as a function of mass corresponding to the scale of the peak  $M_{\text{peak}}$  associated with the values of parameter  $v = 0.355136M_G - 0.355141M_G$  (solid line) and  $v = 0.355217M_G - 0.355223M_G$  (dashed line). The constraint on PBH abundance is also depicted.

Finally, we estimate scalar spectral index  $n$  and tensor-to-scalar ratio  $r$  and check the



consistency with the observational data [3]:

$$n = 0.986 \pm 0.022, \quad r < 0.43 \text{ (95\%CL)} \quad \text{at} \quad k = 0.002/\text{Mpc}. \quad (39)$$

In each parameter regions, scalar spectral index  $n$  and tensor-to-scalar ratio  $r$  is estimated to be

$$\begin{aligned} n = 0.939 - 0.931, \quad r = 0.33 - 0.37 & \quad \text{for} \quad v = 0.266669M_G - 0.266674M_G, \\ n = 0.928 - 0.922, \quad r = 0.38 - 0.42 & \quad \text{for} \quad v = 0.355136M_G - 0.355141M_G, \\ n = 0.931 - 0.924, \quad r = 0.37 - 0.41 & \quad \text{for} \quad v = 0.355223M_G - 0.355217M_G, \end{aligned}$$

especially

$$n = 0.925, \quad r = 0.40 \quad \text{for} \quad v = 0.355140M_G \text{ } (M_{\text{peak}} = 6 \times 10^{20} \text{ g}).$$

At the first parameter region,  $n$  and  $r$  are consistent with 3-year WMAP data at the confidence level of 99.9%, but lie out of the preferred range of 5-year data. At the other regions,  $n$  and  $r$  also lie out of the preferred range of 5-year data.

## VII. DISCUSSION

In this paper, we have shown that the enhancement of the perturbation occurs and a large number of PBHs are produced in the chaotic new inflation model. A growing mode plays an important role in the enhancement. Due to the growing mode, there is a contribution to the three-point functions from the region outside the horizon. We have estimated this contribution and its effect on the PBH abundance. As a result, We have found that non-Gaussian correction to the PBH abundance due to higher-order effect is small. Further, we have calculated the PBH abundance with various values of the parameter  $v$ . We have obtained the relevant number of PBHs around  $v \simeq 0.26667M_G$ ,  $v \simeq 0.35514M_G$  and  $v \simeq 0.35522M_G$ . In the second parameter region, the produced PBHs can constitute a large part of dark matter in the Universe. In the first parameter region, though the produced PBHs cannot be observed, we can observe the enhancement of the perturbation with gravitational waves generated from scalar perturbations through non-linear couplings [30]. The scale of the peak which gives mass  $M = 1.4 \times 10^{13} \text{ g}$  corresponds to GW frequency<sup>8</sup>  $\sim 100 \text{ Hz}$ ,

---

<sup>8</sup> The power spectrum of the induced GW have the peak at  $k_{\text{peak}}/\sqrt{3}\pi$  [30].

and power spectrum for the induced GW is estimated to be<sup>9</sup>  $\sim \mathcal{P}_\zeta^2 \sim 10^{-4}$ . Therefore, the induced GW can be detected by detectors such as GEO600 [32], LIGO [33], TAMA [34], VIRGO [35].

In both parameter regions, however, the values of spectral index and tensor-to-scalar ratio are not in the preferred region of the observational data. This is because, in the chaotic new inflation model, the observed perturbations are produced at the chaotic inflationary epoch with a potential close to the quartic one, which is not preferred by the observational data. In this paper we adopted the Coleman-Weinberg potential as a simple model to drive inflationary dynamics without specifying particle physics background. In reality, we expect supergravity corrections to the scalar potential is important, especially for  $\varphi > M_G$ . If such corrections modifies the potential in an appropriate way, this scenario could be a feasible one. Another way to rescue it is to adopt a smaller self coupling  $\lambda$  using the scaling law (36), so that it predicts smaller amplitudes of both scalar and tensor fluctuations on large scales observed by CMB etc., assuming that the observed scalar perturbations on these scales were created through a different mechanism, say, curvaton [36], or modulated reheating [37]. Since the peak we have found is so prominent that one could produce observable amount of PBHs even in such a case with smaller  $\lambda$ .

### Acknowledgement

This work was partially supported by JSPS Grant-in-Aid for Scientific Research Nos. 16340076 and 19340054.

- 
- [1] A.H. Guth, *Cosmological Consequences of a First Order Phase Transition in the SU(5) Grand Unified Model*, Phys. Rev. **D23**, 347 (1981); K. Sato, *First Order Phase Transition of a Vacuum and Expansion of the Universe*, Mon. Not. R. astr. Soc. **195**, 467 (1981); A.A.

---

<sup>9</sup> In Ref. [30], the energy density of the induced GW is calculated to be  $\Omega_{\text{GW}} \sim 10^{-17} \mathcal{A}^4$  where  $\mathcal{A}$  is the amplitude at the scale of the peak relative to the observed amplitude. At  $M = 1.4 \times 10^{13}$  g,  $\mathcal{A}$  is estimated to be  $\sim 10^3$ , and  $\Omega_{\text{GW}} \sim 10^{-5}$ . This value is comparable to the nucleosynthesis bound  $\Omega_{\text{GW}} \sim 10^{-5}$  [31]. However, the amplitude of the scalar perturbations is so large that the effects neglected in Ref. [30] such as backreactions to the scalar perturbations from the tensor perturbations should be properly taking into account.

- Starobinsky, *A New Type of Isotropic Cosmological Models Without Singularity*, Phys. Lett. **91B**, 99 (1980).
- [2] S.W. Hawking, *The Development of Irregularities in a Single Bubble Inflationary Universe*, Phys. Lett. **115B**, 295 (1982); A.A. Starobinsky, *Dynamics of Phase Transition in the New Inflationary Universe Scenario and Generation of Perturbations*, Phys. Lett. **117B**, 175 (1982); A.H. Guth and S-Y. Pi, *Fluctuations in the New Inflationary Universe*, Phys. Rev. Lett. **49**, 1110 (1982).
- [3] E. Komatsu et al., *Five-Year Wilkinson Microwave Anisotropy Probe (WMAP) Observations: Cosmological Interpretation*, arXiv:0803.0547 [astro-ph]; <http://lambda.gsfc.nasa.gov/>
- [4] S.W. Hawking, *Gravitationally collapsed objects of very low mass*, Mon. Not. R. Astron. Soc. **152**(1971) 184; B.J. Carr and S. W. Hawking, *Black holes in the early universe*, Mon. Not. R. Astron. Soc. **168**(1974) 399; B.J. Carr, *The primordial black hole mass spectrum*, Astrophys. J. **201**(1975) 1.
- [5] J. Niemeyer and K. Jedamzik, *Dynamics of primordial black hole formation*, Phys. Rev. **D80**(1999) 124013; I. Musco, J.C. Miller and L. Rezzolla, *Computations of primordial black hole formation*, Class. Quant. Grav. **22**(2005) 1405.
- [6] S.W. Hawking, *Black hole explosions?*, Nature. **248**(1974) 30.
- [7] B.J. Carr, *Primordial Black Holes - Recent Developments*, astro-ph/0504034; B.J. Carr, *Primordial Black Holes: Do They Exist and Are They Useful?*, astro-ph/0511743.
- [8] B.J. Carr, *Some cosmological consequences of primordial black-hole evaporations*, Astrophys. J. **206**(1976) 8.
- [9] T. Kawaguchi, M. Kawasaki, T. Takayama, M. Yamaguchi and J. Yokoyama, *Formation of intermediate-mass black holes as primordial black holes in the inflationary cosmology with running spectral index*, arXiv:0711.3886 [astro-ph].
- [10] P. Ivanov, P. Naselsky and I. Novikov, *Inflation And Primordial Black Holes As Dark Matter*, Phys. Rev. **D50**(1994)7173.
- [11] J. Yokoyama, *Formation of MACHO-Primordial Black Holes in Inflationary Cosmology*, Astron. Astrophys. **318**(1997) 673. M. Kawasaki, T. Takayama, M. Yamaguchi and J. Yokoyama, *Power Spectrum of the Density Perturbations From Smooth Hybrid New Inflation Model*, Phys. Rev. **D74**(2006) 043525; M. Kawasaki and T. Yanagida, *Primordial black hole formation in supergravity*, Phys. Rev. **D59**(1999) 043512; M. Kawasaki, N. Sugiyama and T.

- Yanagida, *Primordial black hole formation in a double inflation model in supergravity*, Phys. Rev. **D57**(1998) 6050; J. Garcia-Bellido, A.D. Linde and D. Wands, *Density perturbations and black hole formation in hybrid inflation*, Phys. Rev. **D54**(1996) 6040.
- [12] S. Chongchitnan and G. Efstathiou, *Accuracy of slow-roll formulae for inflationary perturbations: implications for primordial black hole formation*, JCAP**01**(2007) 011.
- [13] J. Yokoyama, *Chaotic new inflation and formation of primordial black holes*, Phys. Rev. **D58**(1998) 083510.
- [14] S.M. Leach and A.R. Liddle, *Inflationary perturbations near horizon crossing*, Phys. Rev. **D63**(2001) 043508; S.M. Leach, M. Sasaki, D. Wands, and A.R. Liddle, *Enhancement of superhorizon scale inflationary curvature perturbations*, Phys. Rev. **D64**(2001) 023512.
- [15] A.M. Green and A.R. Liddle, *Constraints on the density perturbation spectrum from primordial black holes*, Phys. Rev. **D56**(1997) 6166; M.Y. Khlopov, A. Barrau and J. Grain, *Gravitino production by primordial black hole evaporation and constraints on the inhomogeneity of the early universe*, Class. Quant. Grav. **23**(2006) 1875; K. Kohri and J. Yokoyama, *Primordial black holes and primordial nucleosynthesis: Effects of hadron injection from low mass holes*, Phys. Rev. **D61**(1999) 023501; K. Kohri, B.J. Carr, Y. Sendouda, and J. Yokoyama, to be published.
- [16] S.R. Coleman and E. Weinberg, *Radiative Corrections As The Origin Of Spontaneous Symmetry Breaking*, Phys. Rev. **D7**(1973) 1888.
- [17] A.D. Linde, *A new inflationary Universe scenario: a possible solution of the horizon, flatness, homogeneity, isotropy and primordial monopole problems*, Phys. Lett. **108B**(1982) 389; A. Albrecht and P.J. Steinhardt, *Cosmology for Grand Unified Theories with Radiatively Induced Symmetry Breaking*, Phys. Rev. Lett. **48**(1982) 1220.
- [18] A.D. Linde, *Chaotic inflation*, Phys. Lett. **129B**(1983) 177.
- [19] J.H. Kung and R.H. Brandenberger, *Chaotic inflation as an attractor in initial-condition space*, Phys. Rev. **D42**(1990) 1008.
- [20] J. Yokoyama, *Chaotic new inflation and primordial spectrum of adiabatic fluctuations*, Phys. Rev. **D59**(1999) 107303.
- [21] W.H. Kinney, *Inflation: Flow, fixed points and observables to arbitrary order in slow roll*, Phys. Rev. **D66**(2002) 083508.
- [22] W.H. Press and P. Schechter, *Formation of galaxies and clusters of galaxies by self-similar*

- gravitaional condensation*, *Astrophys. J.* **187**(1974) 425.
- [23] A.R. Liddle and D.H. Lyth, “*Cosmological Inflation and Large-Scale Structure*”, (Cambridge, 2000).
- [24] D. Seery and J.C. Hidalgo, *Non-Gaussian corrections to the probability distribution of the curvature perturbation from inflation*, *JCAP***07**(2006) 008; J.C.Hidalgo, *The effect of non-Gaussian curvature perturbations on the formation of primordial black holes*, arXiv:0708.3875 [astro-ph].
- [25] X. Chen, R. Easther, and E.A. Lim, *Large non-Gaussianities in single field inflation*, *JCAP* **0706**(2007) 023; X. Chen, R. Easther, and E.A. Lim, *Generation and Characterization of Large Non-Gaussianities in Single Field Inflation*, arXiv:0801.3295 [astro-ph].
- [26] J. Maldacena, *Non-gaussian features of primordial fluctuations in single field inflationary models*, *JHEP***05**(2003) 013; N. Bartolo, E. Komatsu, S. Matarrese, and A. Riotte, *Non-Gaussianity from inflation: theory and observations*, *Phys. Rep.* **402**(2004) 103; D. Seery and J.E. Lidsey, *Primordial non-Gaussianities in single-field inflation*, *JCAP***06**(2005) 003; X. Chen, M. Huang, S. Kachru, and G. Shiu, *Observational Signatures and Non-Gaussianities of General Single Field Inflation*, *JCAP***01**(2007) 002.
- [27] J.S.Schwinger, *Brownian motion of a quantum oscillator*, *J. Math. Phys.* **2**(1961) 407; P.M. Bakshi and K.T. Mahanthappa, *Expectation value formalism in quantum field theory. 1*, *J. Math. Phys.* **4**(1963) 1; L.V. Keldysh, *Diagram technique for nonequilibrium processes*, *Zh. Eksp. Teor. Fiz.* **47**(1964) 1515 [*Sov. Phys. JETP* **20**(1965) 1018].
- [28] M. Shibata and M. Sasaki, *Black hole formation in the Friedmann universe: Formulation and computation in numerical relativity*, *Phys. Rev.* **D60**(1999) 084002.
- [29] C. Alcock *et al.* [MACHO Collaboration], *EROS and MACHO Combined Limits on Planetary Mass Dark Matter in the Galactic Halo*, astro-ph/9803082; P. Tisserand *et al.* [EROS-2 Collaboration], *Limits on the Macho Content of the Galactic Halo from the EROS-2 Survey of the Magellanic Clouds*, astro-ph/0607207; G.F.Marani *et al.*, *Gravitationally Lensed Gamma-Ray Bursts as Probes of Dark Compact Objects*, *Astrophys. J.* **512**(1999) L13.
- [30] K. Ananda, C. Clarkson and D. Wands, *Cosmological gravitational wave background from primordial perturbations*, *Phys. Rev.* **D75**(2007) 123518.
- [31] M. Maggiore, *Gravitational Wave Experiments and Early Universe Cosmology*, *Phys. Rep.* **331**(2000) 283.

- [32] <http://geo600.aei.mpg.de/~>.
- [33] <http://www.ligo.caltech.edu/~>.
- [34] <http://tamago.mtk.nao.ac.jp/~>.
- [35] <http://www.virgo.infn.it/~>.
- [36] T. Moroi and T. Takahashi, *Effects of cosmological moduli fields on cosmic microwave background*, Phys. Lett. **B522**(2001) 215 [Erratum-ibid. **B539**(2002) 303]; D.H. Lyth and D. Wands, *Generating the curvature perturbation without an inflaton*, Phys. Lett. **B524**(2002) 5.
- [37] G. Dvali, A. Gruzinov and M. Zaldarriaga, *A new mechanism for generating density perturbations from inflation*, Phys. Rev. **D69**(2004) 023505.