

MAGIC J0616+225 as delayed TeV emission of cosmic-rays diffusing from SNR IC 443

Diego F. Torres^{1,2*}, Ana Y. Rodriguez Marrero^{2†} & Elsa de Cea del Pozo^{2‡}

¹*Institució Catalana de Recerca i Estudis Avançats (ICREA)*

²*Institut de Ciències de l'Espai (IEEC-CSIC), Campus UAB, Torre C5, 2a planta, 08193 Barcelona, Spain*

ABSTRACT

We present a theoretical model that explains the high energy phenomenology of the neighborhood of SNR IC 443, as observed with the Major Atmospheric Gamma Imaging Cherenkov (MAGIC) telescope and the Energetic Gamma-Ray Experiment Telescope (EGRET). We interpret MAGIC J0616+225 as delayed TeV emission of cosmic-rays diffusing from IC 443 and interacting with a known cloud located at a distance of about 20 pc in the foreground of the remnant. This scenario naturally explains the displacement between EGRET and MAGIC sources, their fluxes, and their spectra. We compare this model with others recently presented, and discuss how it can be tested with observations by the Gamma-ray Large Area Telescope (GLAST).

Key words: SNR (individual IC 443), γ -rays: observations, γ -rays: theory

1 INTRODUCTION

Recently, MAGIC presented the results of observations towards SNR IC 443, yielding to the detection of a new source of γ -rays, J0616+225 (Albert et al. 2007). This source is located at (RA,DEC)=(06^h16^m43^s, +22°31'48"), with a statistical positional error of 1.5', and a systematic error of 1'. A simple power law was fitted to the measured spectral points: $dN_{\gamma}/(dAdrdE) = (1.0 \pm 0.2) \times 10^{-11} (E/0.4\text{TeV})^{-3.1 \pm 0.3} \text{cm}^{-2}\text{s}^{-1}\text{TeV}^{-1}$, with quoted errors being statistical. The systematic error was estimated to be 35% in flux and 0.2 in spectral index. No variability was found along the observation time (over one year). No significant tails nor extended structure was found at the MAGIC angular resolution. These results were confirmed by observations with the VERITAS array (Humensky et al. 2008). In addition, consistent upper limits were reported by Whipple (Holder et al. 2005) and CAT (Khelifi 2003).

MAGIC J0616+225 is displaced with respect to the position of the non-variable (Torres et al. 2001) EGRET source 3EG J0617+2238 (Hartman et al. 1999). Indeed, the EGRET central position is located directly towards the SNR, whereas the MAGIC source is south of it, close to the 95% CL contour of the EGRET detection. As Albert et al. (2007) showed, the MAGIC source is located at the position of a giant cloud in front of the SNR, it would not be surprising if they are related, which we explore here. The EGRET flux is $(51.4 \pm 3.5) \times 10^{-8} \text{ph cm}^{-2} \text{s}^{-1}$, with a photon spectral index of 2.01 ± 0.06 . An independent analysis of GeV photons measured by EGRET resulted in the source GeV J0617+2237 (Lamb & Macomb 1997), also at the same lo-

cation of 3EG J0617+2238 at the center of the SNR. Extrapolating the spectrum of the EGRET source into the VHE regime, we would obtain a higher flux and a harder spectrum than which was observed for MAGIC J0616+225, supporting the view that a direct extrapolation of this and other EGRET measurements into the VHE range is not valid (Funk et al. 2008).

Here we present a theoretical model (see Aharonian & Atoyan 1996, also Gabici & Aharonian 2007) explaining the high energy phenomenology of IC 443, focussing in the displacement between EGRET and MAGIC sources. Our interpretation of MAGIC J0616+225 is that it is delayed TeV emission of cosmic-rays (CRs) diffusing from the SNR. We compare this model with others recently presented, and discuss how it can be tested with observations with the Gamma-ray Large Area Telescope (GLAST).

2 THE SNR IC 443 IN CONTEXT OF THE MODEL

IC 443 is an asymmetric shell-type SNR with a diameter of ~ 45 arc minutes (e.g., Fesen & Kirshner 1980). Two half shells appear in optical and radio images (e.g., Braun & Strom 1986, Leahy 2004, Lasker et al. 1990). The interaction region, with evidence for multiple dense clumps, is also seen in 2MASS images (e.g. Rho et al. 2001). In radio, IC 443 has a spectral index of 0.36, and a flux density of 160 Jy at 1 GHz (Green 2004). Claussen et al. (1997) reported the presence of maser emission at 1720 MHz at $(l, b) \sim (-171.0, 2.9)$. Recently, Hewitt et al. (2006) confirmed Claussen's et al. measurements and discovered weaker maser sources in the region of interaction. IC 443 is a prominent X-ray source, observed with Rosat (Asaoka & Aschenbach 1994), ASCA (Keohane 1997), XMM (Bocchino & Bykov 2000, 2001, 2003, Bykov et al. 2005, Troja 2006), and Chandra (Olbert et al. 2001, Gaensler et al. 2006).

* E-mail: dtorres@ieec.uab.es

† E-mail: arodrig@ieec.uab.es

‡ E-mail: decea@ieec.uab.es

The works by Troja et al (2006) and Bykov et al. (2008) summarize these observations. In what follows we present some additional features of IC 443, relevant for our model.

Age: A small (~ 1000 yr) age was put forward by Wang et al. (1992) and seconded by Asaoka & Aschenbach (1994) and Keohane (1997), although IC 443 is now agreed to have a middle-age of about 3×10^4 yrs. This age has been initially advocated by Lozinkaya (1981) and was later consistently obtained as a result of the SNR evolution model (Chevalier 1999). Recent observations by Bykov et al. (2008) confirm that there are a few X-ray-emitting ejecta fragments, a number much smaller than which should be the case in a younger SNR.

Distance: Kinematical distances from optical systemic velocities span from 0.7 to 1.5 kpc (e.g., Lozinskaya 1981). The assumption that the SNR is associated with a nearby HII region, S249, implies a distance of $\sim 1.5 - 2.0$ kpc. Several authors claimed that the photometric distance is more reliable (e.g. Rosado et al. 2007), and concurrently with all other works on IC 443, we adopt its distance as 1.5 kpc (thus, 1 arcmin corresponds to 0.44 pc).

Energy of the explosion: There is no clear indicator for E_{51} , the energy of the explosion in units of 10^{51} erg. Chevalier (1999) obtains a lower limit of 4×10^{50} erg, whereas lower estimations are provided by Dickman (1992), based on Mufson (1986), –albeit the latter assumed an age of ~ 5000 yr. Lacking a strong reason for other numerical assumption, we will assume that $E_{51} = 1$, although to be conservative, we will subsequently assume that only 5% of this energy is converted into relativistic CRs. Reasonable differences in our assumed value of E_{51} are not expected to have any impact on this model.

The molecular environment: Cornett et al. (1977) and De Noyer (1981) were among the first to present detailed observations of molecular lines towards IC 443. Subsequently, Dickman et al. (1992), Seta et al. (1998), Butt et al. (2003) and Torres et al. (2003) among others, presented further analysis. These works conform the current picture for the environment of IC 443: a total mass of $\sim 1.1 \times 10^4 M_{\odot}$ mainly located in a quiescent cloud in front of the remnant (with linear scales of a few parsecs and densities of a few hundred particles cm^{-3}) that is absorbing optical and X-ray radiation (e.g., Lasker 1990, Troja et al. 2006), a scenario already put forward by Cornett et al. (1977). Dickman et al. (1992) estimated that 500-2000 M_{\odot} are directly perturbed by the shock in the northern region of interaction, near the SNR itself. Huang et al. (1986) found several clumps of molecular material along this interacting shell, with subparsec linear scales. Rosado et al. (2007) found inhomogeneities down to 0.007 pc. As it is usual, we will neglect these latter inhomogeneities when considering the propagation of CRs in the ISM, i.e. we thus assume an homogeneous medium of typical ISM density where CRs diffuse. Then, the molecular mass scenario is a main giant cloud in front of the SNR containing most of the quiescent molecular material found in the region, and smaller cloud(s) totalizing the remaining mass located closer to the SNR.

3 DIFFUSION OF CRS FROM IC 443

The spectrum of γ -rays generated through π^0 -decay at a source of proton density n_p is $F_{\gamma}(E_{\gamma}) = 2 \int_{E_{\pi}^{\min}}^{\infty} (F_{\pi}(E_{\pi}) / \sqrt{E_{\pi}^2 - m_{\pi}^2}) dE_{\pi}$, where $E_{\pi}^{\min}(E_{\gamma}) = E_{\gamma} + m_{\pi}^2/4E_{\gamma}$, and $F_{\pi}(E_{\pi}) = 4\pi n_p \int_{E_p^{\min}}^{E_p^{\max}} J_p(E)(d\sigma_{\pi}(E_{\pi}, E_p)/dE_{\pi}) dE_p$. Here, $d\sigma_{\pi}(E_{\pi}, E_p)/dE_{\pi}$ is the differential cross-section for the production of π^0 -mesons of energy E_{π} by a proton of energy E_p in a pp collision. For an study

of different parameterizations of this cross section see Domingo-Santamaria & Torres (2005) and Kelner et al. (2006). The limits of integration in the last expression are obtained by kinematic considerations (see e.g., Torres 2004). In these expressions we have implicitly assumed a uniform cosmic-ray density in the cloud as well as in the cloud's gas number density (the size of the molecular cloud is smaller than the distance to IC 433, we therefore neglect the temporal, spatial effects within the molecular cloud itself; the whole molecular clouds becomes instantly a cosmic ray target).

The CR spectrum is given by $J_p(E, r, t) = [c\beta/4\pi]f$, where $f(E, r, t)$ is the distribution function of protons at an instant t and distance r from the source. The distribution function satisfies the radial-temporal-energy dependent diffusion equation (Ginzburg & Syrovatskii 1964): $(\partial f/\partial t) = (D(E)/r^2)(\partial/\partial r)r^2(\partial f/\partial r) + (\partial/\partial E)(Pf) + Q$, where $P = -dE/dt$ is the energy loss rate of the particles, $Q = Q(E, r, t)$ is the source function, and $D(E)$ is the diffusion coefficient, for which we assume here that it depends only on the particle's energy. The energy loss rate are due to ionization and nuclear interactions, with the latter dominating over the former for energies larger than 1 GeV. The nuclear loss rate is $P_{\text{nuc}} = E/\tau_{pp}$, with $\tau_{pp} = (n_p c \kappa \sigma_{pp})^{-1}$ being the timescale for the corresponding nuclear loss, $\kappa \sim 0.45$ being the inelasticity of the interaction, and σ_{pp} being the cross section (Gaisser 1990). Aharonian & Atoyan (1996) presented a solution for the diffusion equation for an arbitrary energy loss term, diffusion coefficient, and impulsive injection spectrum $f_{\text{inj}}(E)$, such that $Q(E, r, t) = N_0 f_{\text{inj}}(E) \delta r \delta(t)$. For the particular case in which $D(E) \propto E^{\delta}$ and $f_{\text{inj}} \propto E^{-\alpha}$, the general solution is $f(E, r, t) \sim (N_0 E^{-\alpha} / \pi^{3/2} R_{\text{diff}}^3) \exp[-(\alpha - 1)t/\tau_{pp} - (R/R_{\text{diff}})^2]$, where $R_{\text{diff}} = 2(D(E)t[\exp(t\delta/\tau_{pp}) - 1]/[t\delta/\tau_{pp}])^{1/2}$ stands for the radius of the sphere up to which the particles of energy E have time to propagate after their injection. In case of continuous injection of accelerated particles, given by $Q(E, t) = Q_0 E^{-\alpha} \mathcal{T}(t)$, the previous solution needs to be convolved with the function $\mathcal{T}(t - t')$ in the time interval $0 \leq t' \leq t$. If the source is described by a Heavside function, $\mathcal{T}(t) = \Theta(t)$ Atoyan et al. (1995) have found a general solution for the diffusion equation with arbitrary injection spectrum, which with the listed assumptions and for times t less than the energy loss time, leads to: $f(E, r, t) = (Q_0 E^{-\alpha} / 4\pi D(E)r)(2/\sqrt{\pi}) \int_{r/R_{\text{diff}}}^{\infty} e^{-x^2} dx$. We will assume that $\alpha = 2.2$ and make use of these solutions in what follows.

Fig. 1 shows the current CR spectrum generated by IC 443 at two different distances from the accelerator, 10 (solid) and 30 (dashed) pc. The SNR is considered both as a continuous accelerator with a relativistic proton power of $L_p = 5 \times 10^{37}$ erg s^{-1} (the proton luminosity is such that the energy injected into relativistic CRs through the SNR age is 5×10^{49} erg), and an impulsive injector with the same total power (injection of high energy particles occur in a much shorter time than the SNR age). The horizontal line in Fig. 1 marks the CR spectrum near Earth, so that the excess of CRs in the SNR environment can be seen. For this example, the diffusion coefficient at 10 GeV, D_{10} , was chosen as 10^{26} $\text{cm}^2 \text{s}^{-1}$, with $\delta = 0.5$. CRs propagate through the ISM, assumed to have a typical density. In the scale of Fig. 1, curves for $n_{\text{ISM}} = 0.5, 1, 5$, and 10 cm^{-3} would be superimposed, so that n_{ISM} becomes an irrelevant parameter in this range (this stems from the fact that the timescale for nuclear loss τ_{pp} obtained with the densities considered for the interstellar medium, n_{ISM} , is orders of magnitude larger than the age of the accelerator). Differences between the different kind of accelerators assumed are also minimal for the SNR parameters.

Fig. 2 shows the result for the γ -ray emission coming from the cloud located at the position of the MAGIC source, when we as-

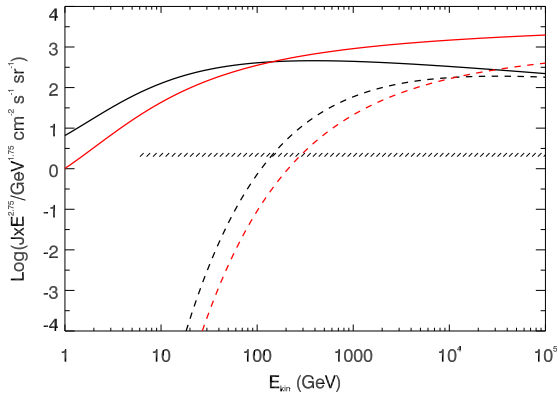


Figure 1. Current CR spectrum generated by IC 443 at two different distances, 10 (solid) and 30 (dashed) pc, at the age of the SNR. Two types of accelerator are considered, one providing a continuous injection (black) and other providing a more impulsive injection of CRs (red). The horizontal line marks the CR spectrum near the Earth. The y-axis units have been chosen to emphasize the excess of CRs in the SNR environment.

sume it lies at different distances in front of IC 443. The giant cloud mass is assumed (consistently with observations) as $8000 M_{\odot}$. The accelerator properties and power of IC 443 are as in Fig. 1, in each case. Fluxes are given for an ISM propagation in a medium of $n = 1 \text{ cm}^{-3}$, although again we have checked this is not a relevant parameter as discussed above. We find that clouds located from ~ 20 to ~ 30 pc produce an acceptable match to MAGIC data. In the case of a more impulsive accelerator, the VHE predicted spectra is slightly steeper than that produced in the continuous case at the same distance, so that it provides a correspondingly better fit to the MAGIC spectrum. Fig. 2 also shows, apart from MAGIC data, EGRET measurements of the neighborhood of IC 443. We recall that these two sources are not located at the same place, what we emphasize using different symbols. Fig. 2 shows that there is plenty of room for a cloud the size of that detected in front of IC 443 to generate the MAGIC source and not a co-spatial EGRET detection. In the case of GLAST, measurement of this region will allow us to constrain the separation between the SNR and the cloud, since for some distances a GLAST detection is also predicted. The existence of a VHE source without counterpart at lower energies is the result of diffusion of the high-energy CRs from the SNR shock, which is an energy dependent process leading to an increasing deficit of low energy protons the farther is the distance from the accelerator.

To clarify our previous assertion, and since our solution to the diffusion-loss equation is a function of time, we show the evolution of the flux along the age of the SNR. In Fig. 3 we show the integrated photon flux coming from the position of the giant cloud as a function of time above 100 MeV and 100 GeV in the impulsive case. Different qualities of the accelerator (impulsive or continuous) produce a rather comparable picture. At the age of the SNR (the time at which we observe) GLAST should see a source only for the closest separations. On the contrary, the integrated photon fluxes above 100 GeV present minimal deviations, and a MAGIC source is always expected.

Fig. 2 also presents the results of our theoretical model focusing in the energy range of EGRET. There, the CR spectrum interacting with a local-to-the-SNR cloud is obtained assuming an average distance of interaction of 3–4 pc. A few hundred M_{\odot} located at this distance ($\sim 700 M_{\odot}$ for the case of an impulsive, and $\sim 300 M_{\odot}$ for a continuous case) produce an excellent match to the EGRET data,

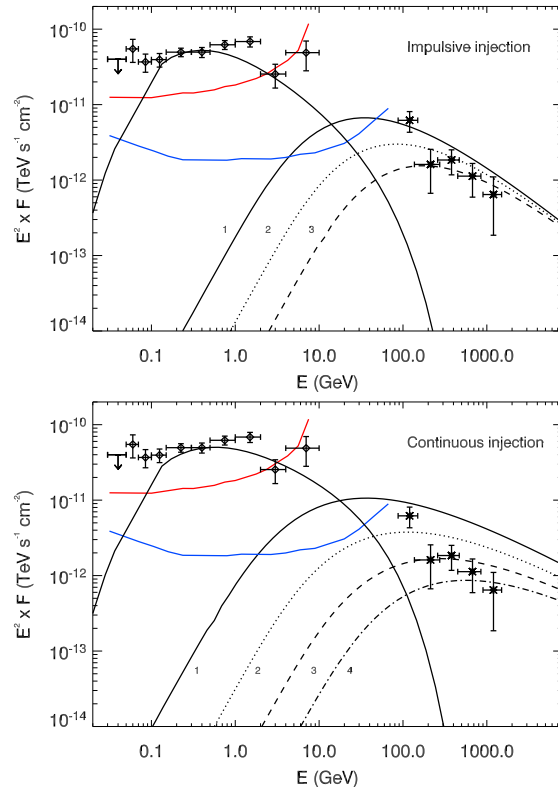


Figure 2. MAGIC and EGRET measurement of the neighborhood of IC 443 (stars and squares, respectively) as compared with model predictions. The top (bottom) panel shows the results for an impulsive (continuous) case. At the MAGIC energy range, the top panel curves show the predictions for a cloud of $8000 M_{\odot}$ located at 20 (1), 25 (2), and 30 (3) pc, whereas they correspond to 15 (1), 20 (2), 25 (3), and 30 (4) pc in the bottom panel. At the EGRET energy range, the curve shows the prediction for a few hundred M_{\odot} located at 3–4 pc. The EGRET sensitivity curve (in red) is shown for the whole lifetime of the mission for a typical position in the Inner Galaxy, dominated by diffuse γ -ray background. The GLAST sensitivity curve (in blue) (taken from http://www-glast.slac.stanford.edu/software/IS/glast_latperformance.html) show the 1-year sky-survey sensitivity for the same position in the Inner Galaxy.

without generating a co-spatial MAGIC source. Concurrently with, e.g., Gaiser et al. (1999), we find that the lowest energy data points in the EGRET range are produced by bremsstrahlung of accelerated electrons, curves that for simplicity we do not show in Fig. 2.

As spinoff of the constraints provided by the observed phenomenology (e.g., the molecular environment and the position of the γ -ray sources) in the setting of this model, we find that D_{10} should be low, of the order of $10^{26} \text{ cm}^2 \text{ s}^{-1}$. By varying the diffusion coefficient and studying its influence in our results, we obtain that if the separation between the giant cloud and the SNR is > 10 pc, a slower diffusion would not allow sufficient high energy particles to reach the target material; thus, the MAGIC source would not be there. On the other hand, if the separation between the main cloud and the SNR is < 10 pc, we would have detected an EGRET source at the position of the cloud, which is not the case. Our model, therefore, allows to put constraints on D_{10} at 1.5 kpc from Earth, near IC 433, using the fact that the MAGIC and EGRET sources are displaced from each other. Such values of D_{10} are expected in dense regions of ISM such as the one we study (Ormes et al. 1988, Gabici & Aharonian 2007).

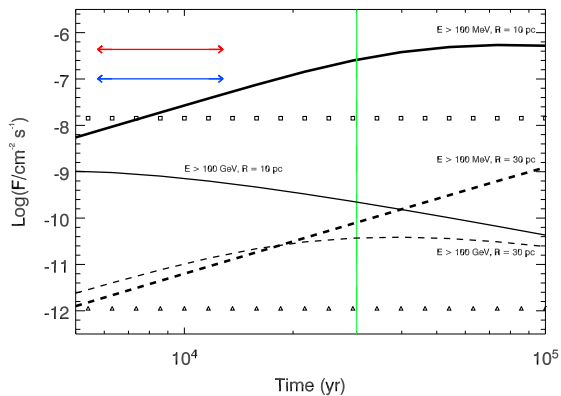


Figure 3. Integrated photon flux as a function of time above 100 MeV and 100 GeV, solid (dashed) lines correspond to the case of the cloud located at 10 (30) pc from an impulsive accelerator. The horizontal lines represent the values of integrated fluxes in the case that the CR spectrum interacting with the cloud is the one found near Earth. The vertical line stands for the SNR age. EGRET and GLAST integral sensitivity, consistent in value and color coding with those in Fig. 2, are shown.

4 DISCUSSION

Here we put our model in the context of others. Bykov et al. (2000) suggested that the GeV emission seen towards IC 443 is mostly due to relativistic bremsstrahlung. As noted by Butt et al. (2003), who already favor a hadronic emission of γ -rays, the synchrotron radio emission seen towards the rim of the SNR and the centrally located EGRET source must then be associated. Judging from the localization of the multiwavelength emissions, this does not seem to be the case. An unavoidable (but subdominant at high energies) bremsstrahlung component coming from primary and secondary electrons can however play a role at the lowest energies in the EGRET range, as already shown by Gaisser et al. (1999) and found above.

Bocchino & Bykov (2001) suggested that the systematic errors in the EGRET location contours could yield the pulsar CXOU J061705.3+222127 discovered by Olbert et al. (2001) and its nebula, as the source of the GeV emission. As discussed above, this contradicts current observations.

The same assumption (i.e., that the positions of the measured EGRET and GeV sources are wrong by half a degree) was taken by Bartko & Bednarek (2008). The pulsar nebula is also displaced from the MAGIC detection by 20 arcmin, but these authors suggested that they may be connected if a pulsar with a velocity of 250 km s^{-1} moves along the SNR age, i.e., the pulsar CXOU J061705.3+222127 should have been borne at the SNR center and travel to its current position while accelerating particles that interact with the cloud, giving rise to the MAGIC source. We do not see that this scenario matches the observed phenomenology: the EGRET source should be on top of the current position of the pulsar and not where it actually is, and physically, it should be the result of pulsed emission (like in Vela), although pulses were not reported. The only argument supporting the latter assumption is that the flux and spectrum of 3EG J0617+2238 is similar to that of PSR 1706-44, observed by EGRET. This would apply to dozens of other EGRET sources and can not be sustained as circumstantial evidence of physical similarity (e.g., Torres et al. 2001b, 2003, Reimer 2001, Romero et al. 1999). In addition, the MAGIC source is generated by inverse Compton from electrons accelerated at an initial phase of the pulsar and traveling towards the cloud. Since

the difference in target photon fields in the region surrounding the cloud should not be significant, and the target field should even be larger at the position of the interacting shock in the northeast, the localization and size of the MAGIC source is not explained.

Very recently, Zhang and Fang (2008) presented an alternative model for IC 443, in which a fraction of the SNR shell evolves in the molecular cloud, and other in the ambient interstellar environment, encountering different matter densities. In this model, the γ -rays observed by EGRET are mainly produced via pp interactions with the ambient matter in the clouds, as is the MAGIC source. Although this may sound similar to our model, the former is a key difference between them: in Zhang and Fang scenario, both EGRET and MAGIC sources should be at the same position. This is a consequence of the fact that in this model, the radial dependence of the CR spectrum is not considered. As Gabici & Aharonian (2007) noted in general, and as we have seen in our IC 443 results above, an old SNR cannot confine multi-TeV particles in their shells.

5 CONCLUDING REMARKS

Here we have shown that MAGIC J0616+225 is consistent with the interpretation of CR interactions with a giant molecular cloud lying in front of the remnant, producing no counterpart at lower energies. We have also shown that the nearby EGRET source can be produced by the same accelerator, and that in this case, a co-spatial MAGIC source is not expected. In our model, the displacement between EGRET and MAGIC sources has a physical origin. It is generated by the different properties of the proton spectrum at different locations, in turn produced by the diffusion of CRs from the accelerator (IC 443) to the target. Specific predictions for future observations can be made as a result of this model. At high energies, we should see a morphological and spectral change from the position of the cloud (i.e. the center of MAGIC J0616+225) towards the center of IC 443. At a morphological level, the lower the energy, the more coincident with the SNR the radiation will be detected. At a spectral level: sufficient statistics should show that the lower the γ -ray energy the harder the spectrum is. Both predictions should show in future MAGIC II observations, and as a combination of GLAST and MAGIC data. GLAST observations, in addition, may be sensitive enough to detect the same cloud that shines at higher energy, which ultimately will allow to determine its separation from the remnant, if the diffusion coefficient is assumed –as we showed–, or viceversa.

ACKNOWLEDGMENTS

We acknowledge support by grants MEC-AYA 2006-00530 and CSIC-PIE 2007501029, and A. Sierpowska-Bartosik, H. Bartko, and E. Domingo-Santamaria for discussions. The work of E. de Cea del Pozo has been made under the auspice of a FPI Fellowship, grant BES-2007-15131.

REFERENCES

- Aharonian F. A., & Atoyan A.M. 1996, A&A 309, 91
- Albert J. et al. 2007, ApJ 664, L87
- Atoyan A. M., Aharonian F. A., & Völk H. J. 1995, Phys. Rev. D52, 3265
- Asaoka I. & Aschenbach B., 1994, A&A 284, 573

- Bartko H. & Bednarek W. 2008, to appear in MNRAS
arXiv:0712.2964
- Bocchino F. & Bykov A. M. 2000, A&A 362, L29
- Bocchino F. & Bykov, A. M. 2001, A&A 376, 248
- Bocchino F. & Bykov, A. M. 2003, A&A 400, 203
- Braun R. & Strom R. J. 1986, A&A, 164, 193
- Butt Y. M. et al. 2003, XXII Moriond Astro. Mtg, p. 323,
astro-ph/0206132
- Bykov A. M. et al. 2000, ApJ 538, 203
- Bykov A. M., Bocchino F. & Pavlov G. G. 2005, ApJ 624, L41
- Bykov A. M. et al. 2008, to appear in ApJ, arXiv:0801.1255
- Chevalier R. A. 1999, ApJ 511, 798
- Claussen M. J. et al. 1997, ApJ 489, 143
- Cornett R. H., Chin G. & Knapp G. R., 1977, A&A 54, 889
- DeNoyer L.K. 1979, ApJ 232, L165
- Dickman R. L., Snell R. L., Ziurys L. M., & Huang Y.-L. 1992,
ApJ 400, 203
- Domingo-Santamaría E. & Torres D. F. 2005, A&A 444, 403
- Fesen R. A. & Kirshner R. P. 1980, ApJ 242, 1023
- Funk S., Reimer O., Torres D. F. & Hinton J. A. 2008, to appear
in ApJ, arXiv:0710.1584
- Gabici S. & Aharonian F. A. 2007, ApJ 665, L131
- Gaensler B. M. et al. 2006, ApJ, 648, 1037
- Gaissner T. K. 1990, Cosmic Rays and Particle Physics, Cambridge
University Press, Cambridge, UK
- Gaissner T. K., Protheroe R. & Stanev T. 1999, ApJ 492, 219
- Ginzburg V. L., Syrovatskii S. I. 1964, "The Origin of Cosmic
Rays", Pergamon Press, London
- Green D. A. 2004, BASI, 32, 335G
- Hartman R. C. et al. 1999, ApJS, 123, 79
- Hewitt J. W. et al. 2006, ApJ, 652, 1288
- Holder J. et al. 2006, AIP Conf. Proc. 745, 275
- Huang Y.-L., Dickman R. L., & Snell R. L. 1986, ApJ 302, L63
- Humensky T. B. et al. 2007, 30th ICRC, arXiv:0709.4298
- Kelner S. R., Aharonian F. A. & Bugayov V. V. 2006, Phys. Rev.
D74, 034018
- Keohane J. W. et al, 1997, ApJ 484, 350
- Khelifi B. 2003, Ph.D. thesis, <http://lppn90.in2p3.fr/~cat/Thesis/>
- Lamb R. C. & Macomb D. J. 1997, ApJ 488, 872
- Lasker B. M. et al. 1990, AJ, 99, 2019
- Leahy D. A. 2004, AJ 127, 2277
- Lozinskaya T. A. 1981, Soviet Astron. Lett., 7, 17
- Mufson S. L. et al. 1986, AJ 92, 1349
- Olbert Ch. M. et al. 2001, ApJ 554, L205
- Ormes J. F., Ozel M. E. & Morris D. J. 1988, ApJ 334, 722
- Reimer, O. 2001, Astrophysics and Space Science Library 267, 17
- Rho J., Jarrett T. H., Cutri R. M. & Reach W. T. 2001, ApJ 547,
885
- Romero G., Benaglia P., & Torres D. F 1999, A&A 348, 868
- Rosado M., Arias L. & Ambrocio-Cruz P. 2007, ApJ 133, 89
- Seta M., et al. 1998, ApJ, 505, 286
- Torres D. F., Pessah M. E. & Romero G. E. 2001, Astron. Nachr.
322, 223
- Torres D. F., et al. 2001b, A&A 370, 468
- Torres D. F. et al. 2003, Phys. Rept., 382, 303.
- Torres D. F. 2004, ApJ 617, 966
- Troja E., Bocchino F. & Reale F., 2006, ApJ, 649, 258
- Wang Z. R., Asaoka I., Hayakawa S. & Koyama K. 1992, PASJ,
44, 303
- Zhang L. & Fang J. 2008, to appear in ApJ Letters