

LETTER TO THE EDITOR

Intense Mass Loss from C-rich AGB Stars at low Metallicity?

L. Mattsson*, R. Wahlin, S. Höfner, and K. Eriksson

Dept. Physics and Astronomy, Div. of Astronomy and Space Physics, Uppsala University, Box 515, SE-751 20 Uppsala, Sweden

Received date; accepted date

ABSTRACT

In this letter we argue that the energy injection by the pulsations may be of greater importance for the mass-loss rate of AGB stars than the metallicity and that the trend with metallicity is not as simple as it is sometimes assumed to be. Using our detailed radiation hydrodynamical models including dust formation, we demonstrate the effects of pulsation energy on the wind properties. We find that the mass-loss rate scales with the kinetic energy input by pulsations as long as the dust-saturated wind regime is not reached and all other stellar parameters are kept constant – including the absolute abundance of condensible carbon (not bound in CO), which is more relevant than keeping the C/O-ratio constant when comparing stars of different metallicity. The pressure and temperature gradients in the atmospheres of stars become steeper and flatter, respectively, when the metallicity is reduced, while the radius where the atmosphere becomes opaque is typically associated with a higher gas pressure. This effect has to be compensated for by adjusting the velocity amplitude of the variable inner boundary (piston), which is used to simulate the effects of pulsation, in order to obtain models with comparable kinetic energy input. Hence, it is more relevant to compare models with similar energy-injections rather than the same velocity amplitude. Thus, as there is no evidence for weaker pulsations in low-metallicity AGB stars, we conclude that it is actually *unlikely* that low-metallicity C-stars have a *lower* mass-loss rate, than their more metal-rich counterparts with similar stellar parameters, as long as they have a comparable amount of condensible carbon.

Key words. Stars: AGB and post-AGB – Stars: atmospheres – Stars: carbon – Stars: mass loss – Hydrodynamics – Radiative transfer

1. Introduction

According to the most commonly accepted scenario, the mass loss of AGB stars is driven by radiation pressure on dust-grains in the outer stellar atmospheres, leading to an acceleration of the outer layers, which in turn develops into a stellar wind as the escape-velocity is reached. This mechanism is aided by the pulsations of these stars and the resulting shock waves which create conditions for efficient dust condensation, but the momentum of the wind is due to radiative acceleration since the pulsation alone does not inject enough energy to sustain an outflow (Wood 1979).

The metallicity of an AGB star may affect its wind properties since it will influence the atmospheric structure and possibly the availability of condensible material for dust formation. Whether this means that low metallicity should be associated with less mass loss is not clear, however. Bowen & Willson (1991) argued that also low metallicity AGB stars will undergo a so-called superwind phase, but concluded at the same time that this must happen at a higher luminosity compared with a more metal-rich case. Their basic argument for this is that at lower metallicities the molecular opacities are smaller, which in turn may reduce the extension of the atmosphere. Since the onset of dust formation requires that the atmosphere has reached a critical size, it may seem intuitively correct to anticipate weaker winds at lower metallicities. On the other hand, observational studies of metal-poor carbon stars in the Magellanic Clouds and the Milky Way indicate similar mass-loss rates (van Loon et al. 2000; Groenewegen et al. 2007).

In this letter we report on some findings from an on-going project where we explore the mass loss properties of C-rich AGB stars as a function of stellar parameters. We question the common idea that AGB stars at lower metallicity should necessarily have weaker winds and argue that the injection of kinetic energy by pulsations plays an important rôle for wind formation and the resulting mass-loss rate. Furthermore, we claim that certain assumptions that are commonly made when modelling mass loss from AGB stars make it difficult to compare models in the literature. In particular, simulating stellar pulsations using a time-dependent inner boundary condition requires some care with its parameterisation, i.e., it is important not to compare results obtained with different rates of kinetic energy-injection.

Recent theoretical work on dust-driven AGB mass loss at sub-solar (LMC) metallicity (Wachter et al. 2008) suggests that such stars should have slower winds, but that the mass-loss rate is mostly unaffected by the lowering of the metallicity. In these models, a constant C/O = 1.8 was assumed, which is the same value as in the solar-metallicity models by Wachter et al. (2002). Owing to this assumption, the LMC-models will have a significantly lower abundance of free carbon, i.e., carbon that is not bound to CO and therefore may form dust particles. As a consequence, less dust will form. The same effect is seen in the results by Helling et al. (2000), who find that models with LMC metallicity have slower winds and a lower mass-loss rate in general. Given the assumptions, these trends are not surprising, since reducing the amount of free carbon, and consequently the dust/gas-ratio, makes the momentum transfer from the radiation to the dust and gas less efficient, which leads to a slower wind. Here one may notice that molecular bands in metal-poor C-stars are as strong, or stronger than corresponding stars at solar metallicity. This was first seen in the optical

Send offprint requests to: Lars Mattsson

* e-mail: mattsson@astro.uu.se

(Westerlund et al. 1991) and recently confirmed in the infrared (see, e.g., Lagadec et al. 2007, and references therein). In addition, the wind models presented by Wachter et al. (2008) and Helling et al. (2000) are all based on grey radiative transfer, an assumption which appears to affect the resulting mass-loss rates (**author?**) (cf. Höfner et al. 2003), and apparently the velocity amplitudes rather than the rates of energy-injection by pulsations have been used to quantify the effects of pulsations on the mass loss (see, e.g., Winters et al. 2000).

2. Numerical Modelling

The models for the atmospheres and winds in the present paper are computed with frequency dependent radiative transfer for the gas and dust, including detailed micro-physics of the dust grains and their formation (described in Andersen et al. 2003; Höfner et al. 2003), in combination with time-dependent hydrodynamics. In this section we describe the initial and boundary conditions as well as other assumptions that we make.

2.1. Pulsations and the Inner Boundary Condition

The kappa-mechanism (see, e.g., Olivier & Wood 2005), that is thought to be the origin of long-period pulsations, operates in the convective envelope. In our models we simulate the effect of this mechanism on the atmosphere using a time-dependent inner boundary condition, i.e., a so-called piston boundary of the form

$$R_{\text{in}}(t) = R_{\text{in}}(0) + \frac{\mathcal{P}}{2\pi} \Delta u_p \sin\left(\frac{2\pi}{\mathcal{P}} t\right), \quad (1)$$

where Δu_p is the velocity amplitude and \mathcal{P} is the pulsation period. We employ an empirical period-luminosity relation (Feast et al. 1989) and keep the period locked to the luminosity for all models. Since the bottom layers of the atmosphere must be optically thick in order for the model atmosphere to be realistic, one should place the piston boundary in that optically thick region of the atmosphere. This leads to inner boundary conditions for the metal-poor (SMC-like) models where the gas pressure is significantly higher at $R = R_{\text{in}}$ (see Fig. 1), while the temperature changes much less. Thus, the kinetic energy-injection by the pulsations/piston is typically larger in these models for a given Δu_p .

2.2. Free Carbon and Dust Formation

The raw-material for dust grains is the condensable carbon in the atmosphere, i.e., the carbon not bound in CO molecules and therefore, in principle, available for dust formation. This makes $\tilde{\epsilon}_C \approx \epsilon_C - \epsilon_O$ the more relevant quantity rather than $C/O = \epsilon_C/\epsilon_O$, since the absolute oxygen abundance ϵ_O may vary depending on the initial metallicity of the star and the amount of oxygen dredge-up.

Low-metallicity C-stars do not necessarily have carbon-poor atmospheres. Since also oxygen (along with large amounts of carbon) is most likely dredged-up in each thermal-pulse cycle (see, e.g., Herwig 2005, and references therein), the C/O-ratios do not have to be very large, even if $\tilde{\epsilon}_C$ is relatively large. For C-stars with a solar (or higher) relative abundance of oxygen the oxygen abundance is hardly affected by this oxygen dredge-up, but for metal-poor C-stars, where the initial abundance is small, it certainly is. It must also be emphasised that recent observations by Wahlin et al. (2006) indicate that C/O-ratios in metal-poor C-stars may actually be almost an order of magnitude higher than

Table 1. CNO abundances and metallicity of the models considered in this letter.

	$\log(\tilde{\epsilon}_C)$	$\log(\epsilon_C)$	$\log(\epsilon_N)$	$\log(\epsilon_O)$	[Fe/H]
AGS05	8.50/8.80	8.89/9.04	7.78	8.66	0.0
Sub-solar	8.50/8.80	8.81/8.86	6.78	7.96	-1.0

Table 2. The stellar/model parameters used for the models. All models have $M_\star = 1 M_\odot$.

Model	$\log(L/L_\odot)$	T_{eff} (K)	$\log(g)$	\mathcal{P} (d)	Δu_p (km s ⁻¹)
A1	3.85	2800	-0.65	390	3.0
A2	3.85	2800	-0.65	390	4.0
A3	3.85	2800	-0.65	390	5.0
B1	3.70	2600	-0.64	294	4.0
B2	3.70	2600	-0.64	294	5.0
B3	3.70	2600	-0.64	294	6.0

at solar metallicity, so even without oxygen dredge-up, $\tilde{\epsilon}_C$ may be quite large. Thus, after a number of thermal pulses, there may be just as much free carbon in a metal-poor C-star atmosphere as it is in a solar-metallicity case.

In our models we assume that $\tilde{\epsilon}$ is essentially unrelated to the over-all initial metallicity of the star. We use the same $\tilde{\epsilon}$ for sub-solar, as for solar-metallicity models. Thus, we compare the effects of different metallicities only. In view of the fact that we keep $\tilde{\epsilon}$ fixed, rather than the C/O-ratio, when comparing mass-loss models at different metallicities, it is not obvious that lower initial metallicity should lead to lower mass-loss rates.

3. Results and Discussion

3.1. Numerical Results

We have computed a set of 45 models, where we have considered two sets of stellar parameters (labelled A and B) and two chemical compositions (see Table 1 and Table 2). The results are the following (see also Fig. 2 and Fig. 3). For a fixed value of $\tilde{\epsilon}_C$ and a given set of stellar parameters, we find that:

- The location of the inner (piston) boundary may significantly affect the resulting mass-loss rate if u_p is kept fixed.
- Models with a metal-poor composition (except for carbon) have the same, or higher, mass-loss rates compared with models with a solar composition as given by Asplund et al. (2005) if the kinetic energy-injections by pulsations are the same.
- Models with a solar composition in general show slower winds, lower mass-loss rates and lower degrees of dust condensation than models with metal-poor composition for fixed u_p if the inner boundary is located at the same optical depth, due to the difference in density at that point.

It must be emphasised that we compare models with the same absolute abundance of free carbon, which excludes the possibility that these effects are due to the accessibility of raw material for dust formation (see Sect. 2.2 for further details). However, their different absolute abundances of other elements than carbon will affect the molecular opacities and consequently the structure of the atmosphere. But, compared to these abundance differences, the difference in the resulting mass-loss properties of the two types of models considered appears to be more strongly correlated with the input of kinetic energy at the inner boundary. In our models we use a sinusoidal piston boundary condi-

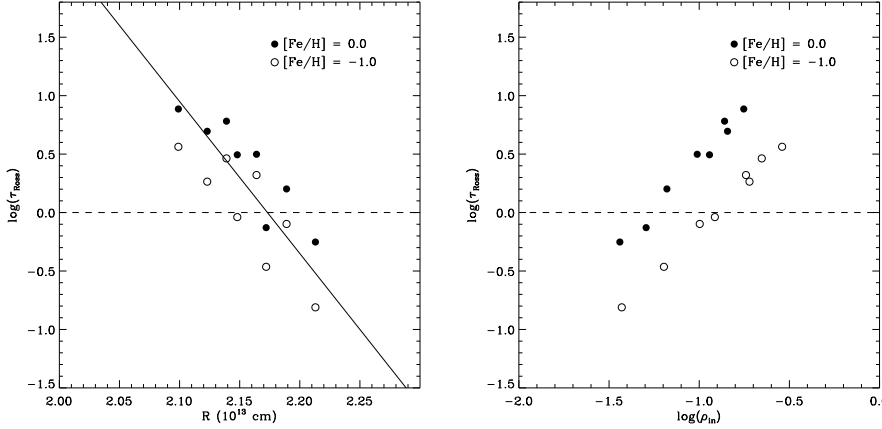


Fig. 1. The Rosseland mean opacity at the inner boundary of the hydrostatic initial atmospheric structures as function of the geometric location of the boundary and the gas density at the boundary (at $t = 0$) for solar (Asplund et al. 2005) and a typical metal-poor composition ($[\text{Fe}/\text{H}] = -1.0$). The full line in the left panel shows an opacity-law of the form $\tau_{\text{Ross}} = \tau_0 e^{-r/R_0+1}$, where τ_0 is the opacity at a some radial point R_0 . The horizontal dashed lines marks $\tau_{\text{Ross}} = 1$. Points below this line are usually associated with too shallow initial structures.

tion with a velocity amplitude Δu_p , which means that the energy injected into a mass shell of mass dm at the inner boundary is $dE_p = \frac{1}{2} \Delta u_p^2 dm$. Furthermore, from an observational point of view, the mass loss rate seems to be proportional to the inferred pulsational energy injection rate of AGB stars (see van Loon 2008, and references therein). We therefore define a quantity

$$q \equiv \Delta u_p^2 \rho_{\text{in}}(t = 0), \quad (2)$$

that is proportional to this kinetic energy injection and compare it with the wind properties. In doing so, we find that in general

$$\log(\dot{M}) \propto \log(q), \quad (3)$$

while the wind velocity u_{out} shows a more complicated dependence on q (see Fig. 2 and Fig. 3). The latter has to do with the levitation of the outer atmospheric layers and the resulting increase of the density, which in turn affects the efficiency of dust formation.

In Fig. 2 and Fig. 3 one may notice that the B-models with metal-poor composition typically show faster winds than solar metallicity B-models, and that the metal-poor A-models all show mass-loss rates higher than the corresponding models with solar composition (see Fig. 2). Notice also that the mass-loss rates and mean degrees of dust condensation (f_c -values) obtained for the A-models with metal-poor composition in principle show no trends with q , which is explained by the fact that in these cases the region of wind formation is saturated with dust, i.e., f_c has reached its upper limit (typically $\sim 0.4 - 0.5$) and the wind is therefore maximally dust-driven. Furthermore, the metal-poor A-models with $\Delta u_p \lesssim 2 \text{ km s}^{-1}$ cannot sustain a wind due to inefficient dust formation. The same is true for B-models with $\Delta u_p \lesssim 3 \text{ km s}^{-1}$. This is due to the fact that the temperature gradient is slightly flatter in the AGS05 models, which affects the conditions for dust formation negatively and therefore requires a higher kinetic energy-input in order to trigger dust formation.

3.2. The \dot{M} - q Connection

From the above, it is obvious that there is a connection between the average mass-loss rate and the q -parameter. In principle we find three different regimes: $\dot{M} \propto q^{1/2}$, $\dot{M} \propto q$ and $\dot{M} = \text{const}$. The existence of these three regimes can be derived from the equation of motion for the atmosphere and wind, but a detailed discussion is beyond the scope of this letter and will be published in a forthcoming paper. Before we discuss the consequences (see

Sect. 3.3), it is therefore of interest to discuss how these dependences on q arise from a physical point of view.

The first two regimes reflect the effects of the energy-input by pulsations, which affects the levitation of the outer atmospheric layers and mean degree of dust condensation. Hence, the mass-loss rate increases as more kinetic energy is pumped into the atmosphere. The third trend, or actually the absence of a trend, is due to saturation of the dust formation mechanism, i.e., there is an upper limit for the dust/gas-ratio. When this limit is reached the dust opacity will not change as more kinetic energy is pumped into the atmosphere and the mass-loss rate therefore stays constant. The transitions between these regimes depend on the period/luminosity of the model stars and their atmospheric structures.

3.3. Stronger Winds at Lower Metallicity?

As is evident from Fig. 2 and Fig. 3, a larger q -value generally corresponds to a more intense mass loss and the models with a metal-poor composition typically have faster winds and higher mass-loss rates for given stellar parameters. Furthermore, they typically require larger q -values in order to sustain a wind. In the case of the A-models, the trends (mass-loss rates as functions of q) also appear to be different for the two metallicities considered, although the number of models is too small to establish the existence of two different trends statistically. However, in all cases, our modelling results suggest that the winds may actually become stronger at sub-solar metallicities, or at least not weaker than at solar metallicity, provided that the abundance of free carbon is the same even if the over-all metallicity is different. This result may to some extent explain observations of mass-loss rates of C-stars in the LMC and other local dwarf galaxies (van Loon et al. 2000; van Loon et al. 2003; Matsuura et al. 2007) in which the mass-loss rates appear to be as high, or even higher, than for C-stars in the solar neighbourhood. Similar results have been obtained by Jackson et al. (2007a; 2007b) for C-stars in other dwarf galaxies.

4. Summary and Conclusions

The results presented above may be summarised as follows:

The mass loss of C-rich AGB-stars, for a given set of stellar parameters and abundance of free carbon, is a function of the energy-injection by pulsations as long as the dust formation has not reached the saturation limit. When this limit is reached, the mass-loss rate no longer increases with the energy-injection.

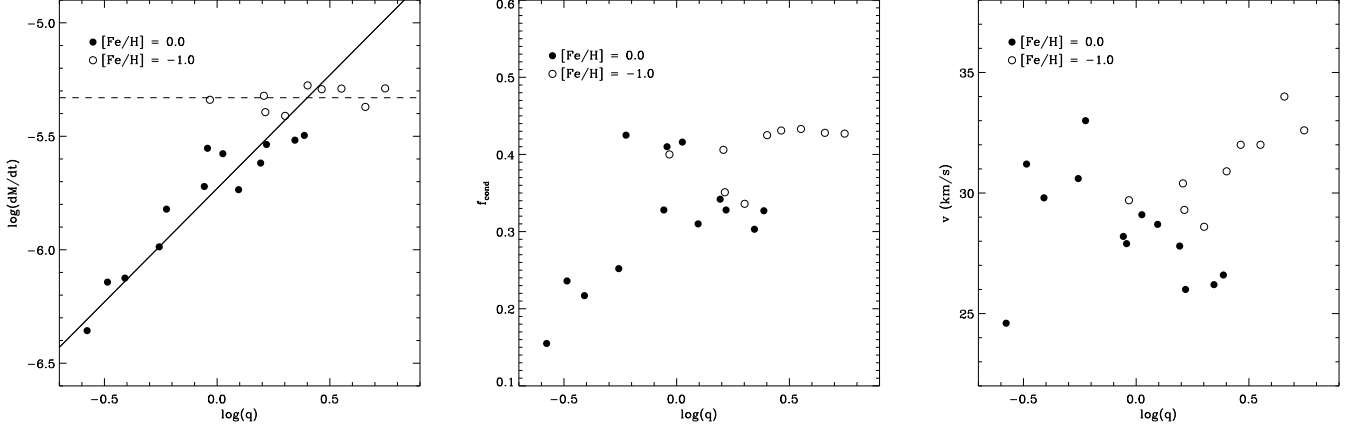


Fig. 2. Comparison between mass-loss rate, mean degree of dust condensation (f_c) and wind velocity for A-models, where $\log(\tilde{\epsilon}) = 8.8$ (see also Table 2), as functions of the energy injection parameter q for solar (Asplund et al. 2005) and a typical metal-poor composition ($[\text{Fe}/\text{H}] = -1.0$). The solid and dashed lines in the left panel indicate $\langle \dot{M} \rangle \propto q$ and $\langle \dot{M} \rangle = \text{const.}$, respectively.

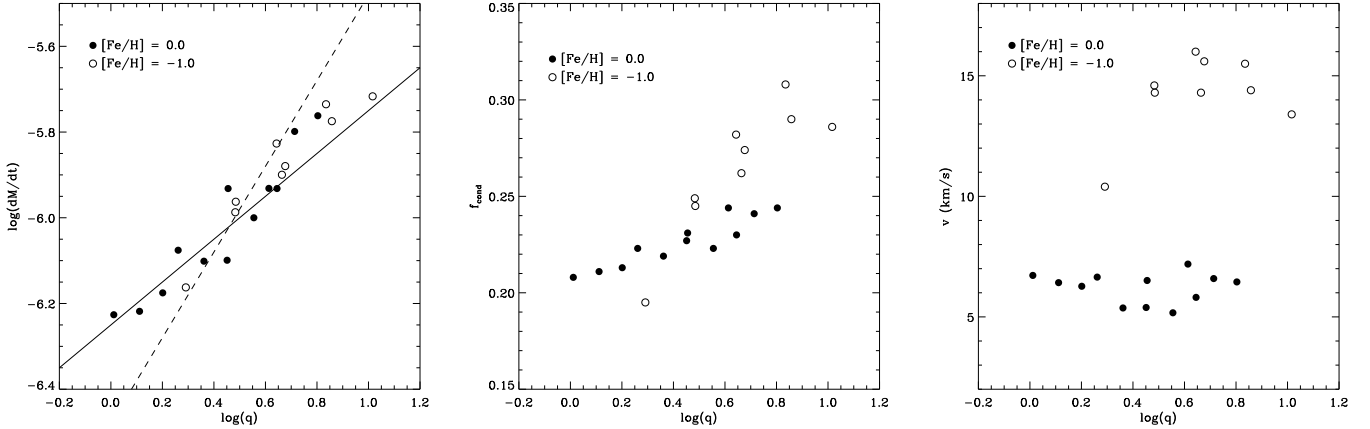


Fig. 3. Comparison between mass-loss rate, mean degree of dust condensation (f_c) and wind velocity for B-models, where $\log(\tilde{\epsilon}) = 8.5$ (see also Table 2), as functions of the energy injection parameter q for solar (Asplund et al. 2005) and a typical metal-poor composition ($[\text{Fe}/\text{H}] = -1.0$). The solid and dashed lines in the left panel indicate $\langle \dot{M} \rangle \propto q^{1/2}$ and $\langle \dot{M} \rangle \propto q$, respectively.

The range of realistic, or even possible, pulsation energies is limited and also connected with the stellar parameters. The treatment of the inner boundary and pulsations in the non-saturated wind regime is crucial for mass-loss modelling. Hence, the importance of having constraints on the energy injection by pulsations cannot be emphasised enough. A quantitatively correct theory, or reliable observational constraints, of long-period stellar pulsation are required in order to obtain a complete quantitative understanding of mass loss on the AGB. Furthermore, since the results presented here are based on only a rather small grid of models, further study of boundary-condition effects is also needed and will be presented in a forthcoming paper.

However, one firm conclusion can be drawn from present results: *low metallicity should not necessarily be associated with a lower mass-loss rate*. More precisely, the development of a strong super-wind phase is expected also for C-stars at low (sub-solar) metallicity. Especially, the duration of the AGB-phase may be affected by this and the effects on the nucleosynthesis results (stellar yields) may therefore be profound.

Acknowledgements. The authors wish to thank the referee, J.Th. van Loon, for his careful reading of the manuscript and constructive criticism that helped to improve the clarity of this paper. B. Gustafsson is thanked for his critical reading

and valuable comments on the manuscript. A. Wachter is thanked for making unpublished results on mass loss at low metallicity available to us.

References

- Andersen A.C., Höfner S. & Gautschy-Loidl, R., 2003, A&A, 400, 981
- Asplund M., Grevesse N., Sauval, A.J., 2005, ASPC, 336, 25A
- Bowen G.H. & Willson L.-A., 1991, ApJ, 375, L53
- Feast M.W., Glass I.S., Whitelock P.A. & Catchpole R.M. 1989, MNRAS, 241, 375
- Gautschy-Loidl R., Höfner S., Jorgensen U. G. & Hron J. 2004, A&A., 422, 289
- Groenewegen M., Wood P.R., Sloan G.C. et al., 2007, MNRAS, 376, 313
- Helling C., Winters J.M. & Sedlmayer E., 2000, A&A, 358, 651
- Herwig F., 2005, ARA&A, 43, 435
- Höfner S., Gautschy-Loidl R., Aringer B. & Jørgensen U.G., 2003, A&A, 399, 589
- Jackson D.C., Skillman E.D., Gerhrz R.D., Polonski E. & Woodward C.E., 2007a, ApJ, 656, 818
- Jackson D.C., Skillman E.D., Gerhrz R.D., Polonski E. & Woodward C.E., 2007b, ApJ, 667, 891
- Lagadec E., Zijlstra A.A., Sloan G.C. et al., 2007, MNRAS, 376, 1270
- van Loon J.Th., 2000, A&A, 354, 125
- van Loon J.Th., Marshall J.R., Matsuura M. & Zijlstra A.A., 2003, MNRAS, 341, 1205
- van Loon J.Th., 2008, astro-ph/0712.2754
- Matsuura M., et al., 2007, MNRAS, 382, 1889

- Olivier E.A. & Wood P.R., 2005, 362, 1396
Wachter A., Schröder K.-P., Winters J.M., Arndt T.U. & Sedlmayr E., 2002, A&A, 384, 452
Wachter A., et al., 2008, A&A, submitted.
Wahlin R., et al., 2006, Mem.S.A.It., 77, 955
Westerlund B.E., Azzopardi M., Breysacher J. & Rebeiro E. 1991, A&AS, 91, 425
Winters J.M., Le Bertre T., Jeong K.S., Helling C. & Sedlmayr E., 2000, A&A, 361, 641
Wood P., 1979, ApJ, 227, 220