

Probing reheating temperature of the universe with gravitational wave background

Kazunori Nakayama¹, Shun Saito², Yudai Suwa², and
Jun'ichi Yokoyama³

¹Institute for Cosmic Ray Research, The University of Tokyo, Kashiwa, Chiba
277-8582, Japan

²Department of Physics, Graduate School of Science, The University of Tokyo,
Bunkyo-ku, Tokyo 113-0033, Japan

³Research Center for the Early Universe (RESCEU), Graduate School of Science,
The University of Tokyo, Bunkyo-ku, Tokyo 113-0033, Japan

E-mail: nakayama@icrr.u-tokyo.ac.jp

Abstract. Thermal history of the universe after big-bang nucleosynthesis (BBN) is well understood both theoretically and observationally, and recent cosmological observations also begin to reveal the inflationary dynamics. However, the epoch between inflation and BBN is scarcely known. In this paper we show that the detection of the stochastic gravitational wave background around 1Hz provides useful information about thermal history well before BBN. In particular, the reheating temperature of the universe may be determined by future space-based laser interferometer experiments such as DECIGO and/or BBO if it is around 10^{6-9} GeV, depending on the tensor-to-scalar ratio r and dilution factor F .

1. Introduction

Recent cosmological observations have determined cosmological parameters with unprecedented accuracy [1]. From measurements of cosmic microwave background (CMB) anisotropy, the baryon content of the universe Ω_b is determined and it agrees with the prediction of big-bang nucleosynthesis (BBN). This confirms the standard thermal history of the universe at least for $T \lesssim O(1)$ MeV, where BBN begins. On the other hand, the primordial power spectrum of the density perturbation has been revealed to be nearly scale invariant. This has not only provided another evidence of inflation in the early Universe [2] but also given observational clues to study its details such as the shape of the scalar potential driving inflation [3].

Thermal history of the universe between inflationary era and BBN epoch, however, is least known observationally. In general, the universe is dominated by the coherent oscillation of the inflaton soon after the inflation ends, and finally the inflaton decays into standard model particles, which realizes the hot radiation-dominated universe. Thus understanding this “reheating” stage of the universe is very important. In a simple standard inflation scenario, the reheating effect is characterized by one parameter, the reheating temperature T_R [4], which is defined as

$$T_R = \left(\frac{10}{\pi^2 g_*(T_R)} \right)^{1/4} \sqrt{\Gamma_\phi M_G}, \quad (1)$$

where Γ_ϕ is the decay rate of the inflaton, $M_G = (8\pi G)^{-1/2} = 2.4 \times 10^{18}$ GeV is the reduced Planck scale and g_* denotes the relativistic effective degrees of freedom. However, T_R is hardly constrained from cosmological observations by now. Only the requirement is that T_R must be larger than a few MeV [5] in order that light elements must be created in a usual way.

However, the reheating temperature T_R contains rich information from the viewpoints of particle physics. First, as is obvious from Eq. (1), T_R is determined by the inflaton decay rate, and it depends on the inflaton properties, such as its mass, potential and interaction strength with standard model particles. Thus determining T_R may have impacts on choosing realistic inflation models and inflaton candidates. Moreover, in supersymmetry (SUSY) [6], which is well-motivated physics beyond the standard model, theoretical upper bounds on the reheating temperature is imposed from the so-called gravitino problem [7, 8, 9, 10]. The abundance of the gravitino, which is the superpartner of the graviton, is bounded from above in order not to destroy light elements through its decay processes for an unstable gravitino, or not to overclose the universe for a stable gravitino. This gives upper bounds on T_R , since gravitinos are produced efficiently in the reheating era and its abundance is proportional to T_R .

Then, how can we probe such an early stage of the universe? As is well known, observed CMB photons come from the last scattering surface located at redshift $z \sim 1100$. The universe is opaque to photons beyond the last scattering surface, and hence we cannot directly look over the universe of $z \gtrsim 1100$ by observations of photons. Even the cosmic background neutrinos cannot be used as a probe of the early

universe with $T \gtrsim 1$ MeV, since neutrinos couple with nucleons strongly in such a high temperature environment.

The universe, however, is transparent to gravitational waves up to the Planck epoch in principle. This opens up the window for probing the very early universe, in particular the reheating epoch, with observations of gravitational waves. Along with many species of unwanted relics, inflation dilutes preexistent gravitational waves at the Planckian epoch. Instead quantum mechanical gravitational waves are produced in the inflationary era with an almost scale invariant power spectrum [11]. Although the amplitude of gravitational waves is constant in the super horizon regime, once a mode enters the horizon, it is reduced as the universe expands. Since the expansion rate depends on the equation of state of the universe, corresponding thermal history of the universe is imprinted in the gravitational wave spectrum at present. Although much work has been done which treats the spectrum and detection possibility of stochastic gravitational wave background of inflationary origin in the literature [12, 13, 14, 15, 16, 17, 18, 19, 20, 21, 22, 23, 24, 25, 26, 27, 28, 29, 30], the previous work did not take into account the modification of the gravitational wave spectrum around the reheating epoch and assumed nearly flat spectrum above the observationally interesting frequency ~ 1 Hz, except for a few works where it was claimed that the equation of state of the early universe can be probed by looking at the spectrum of the gravitational wave background [21] (this kind of study was also done and extended in [24]). Recently, we have pointed out that taking into account the reheating effect on the gravitational wave spectrum is essential both for the detection itself and the purpose of probing thermal history of the universe between BBN and inflation, with an emphasis on its impacts on particle physics [31].

In this paper, we give more detailed analyses of reheating effects on the gravitational wave background and show that future mission concepts based on space laser interferometer, like Japan's DECIGO [32] and NASA's Big Bang Observer (BBO), may have a chance to detect primordial gravitational wave background produced in the inflationary era and determine the thermal history of the universe before BBN epoch, in particular the reheating temperature T_R . We also discuss that some "non-standard" cosmological scenarios, including late-time entropy production, can be probed.

This paper is organized as follows. In Sec. 2 the spectrum of primordial gravitational wave backgrounds, taking into account the modification around the reheating epoch, is derived. Using this result, we discuss future prospects of the determination of the reheating temperature with space-based laser interferometers in Sec. 3. We discuss the case of late-time entropy production in Sec. 4. In Sec. 5, the impacts of determining the reheating temperature on particle physics models are summarized. Sec. 6 is devoted to our conclusions.

2. Primordial gravitational wave spectrum

Primordial gravitational waves produced in the inflationary era have nearly scale-invariant spectrum and have effects on both large- and small-scale cosmological observations [12]. On large scales at observable frequencies $\sim 10^{-16}$ Hz, the tensor metric perturbation generates B-mode polarization anisotropy of cosmic microwave background (CMB) for small multipole l , and such signal may be probed by next-generation ground-based or satellite observations of CMB (polarization) anisotropy [33, 34, 35]. On small scale, gravitational waves may be detected by future space-based interferometer experiments with frequency around ~ 1 Hz. Thus primordial gravitational waves give much information on wide range of the cosmological scales. In particular, direct detection of gravitational waves may reveal the state of the universe well before BBN, as we will see.

Gravitational wave is described by the tensor perturbation on the metric, h_{ij} , which is defined as

$$ds^2 = a^2(t) [-d\tau^2 + (\delta_{ij} + 2h_{ij})dx^i dx^j], \quad (2)$$

where h_{ij} is symmetric under the exchange of i and j , and satisfies the traceless and transverse condition, $h_i^i = 0, h_{ij}^{;j} = 0$. Thus it has two physical degrees of freedom, which we denote as $+$ and \times . Conformal time τ is defined as $d\tau = dt/a(t)$. Since tensor perturbation is gauge-invariant as it is, we do not need to care about gauge ambiguity as far as only the tensor mode is considered. The tensor perturbation h_{ij} is expanded in the Fourier space as

$$h_{ij} = \sqrt{8\pi G} \sum_{\lambda=+,\times} \int \frac{d^3k}{(2\pi)^{3/2}} h_k^\lambda e_{ij}^{(\lambda)} e^{i\mathbf{k}\mathbf{x}}, \quad (3)$$

where the superscript λ denotes each polarization degree, $\lambda = +/\times$, and $e_{ij}^{(\lambda)}$ is the polarization tensor, which satisfies $e_{ij}^{(\lambda)} e^{ij(\lambda')} = \delta^{\lambda\lambda'}$.

Primordial gravitational waves are produced in the inflationary epoch with an almost scale-invariant spectrum. The amplitude of the produced gravitational wave is proportional to the Hubble scale during inflation, H_{inf} . In terms of the dimensionless power-spectrum, it is given by [36]

$$\Delta_h^{(p)}(k)^2 = 64\pi G \left(\frac{H_{\text{inf}}}{2\pi} \right)^2 \left[1 - 2\epsilon \ln \frac{k}{k_*} + 2\epsilon(\eta - \epsilon) \left(\ln \frac{k}{k_*} \right)^2 \right], \quad (4)$$

counting two polarization states of the gravitational wave, where ϵ and η denote the slow-roll parameters during inflation defined as $\epsilon = M_G^2 (V'/V)^2/2$ and $\eta = M_G^2 (V''/V)$ with an inflaton potential $V[\phi]$ and its first and second derivative with respect to the inflaton field ϕ , V' and V'' . We take the pivot scale as $k_* = 0.002 \text{ Mpc}^{-1}$. Here slow-roll parameters should be evaluated at the epoch when CMB scale leaves the horizon.

On the other hand, the spectrum of the curvature perturbation is given by

$$\Delta_{\mathcal{R}}^2(k) = \frac{4\pi G}{\epsilon} \left(\frac{H_{\text{inf}}}{2\pi} \right)^2 \left[1 + (-6\epsilon + 2\eta) \ln \frac{k}{k_*} \right]$$

$$+(6\epsilon^2 - 4\epsilon\eta + 2\eta^2 - \xi) \left(\ln \frac{k}{k_*} \right)^2 \Big], \quad (5)$$

where $\xi \equiv M_G^4 V' V''' / V^2$. Its normalization is already well determined observationally, as $\Delta_{\mathcal{R}}^2 \sim 2.0 \times 10^{-9}$ on CMB scale [1]. Thus the slow-roll parameter ϵ is related to tensor-to-scalar ratio $r \equiv \Delta_h^2 / \Delta_{\mathcal{R}}^2(k_*)$ through the relation

$$r = 16\epsilon. \quad (6)$$

This shows that r is in general a small parameter and the tensor contribution is also expected to be small compared to the density perturbation. Notice that measuring r fixes the inflation scale as

$$V_{\text{inf}} = 3M_G^2 H_{\text{inf}}^2 \simeq (3.2 \times 10^{16} \text{ GeV})^4 r. \quad (7)$$

Then let us derive the observable power spectrum of inflationary gravitational wave background. The evolution of the gravitational wave is described by the following equation, ‡

$$\ddot{h}_k^\lambda + 3H\dot{h}_k^\lambda + \frac{k^2}{a^2} h_k^\lambda = 0. \quad (8)$$

The amplitude of the gravitational wave with comoving wave number k remains constant when the mode lies outside the horizon. However, once it entered the horizon, its amplitude begins to damp. For the mode which enters the horizon in the matter-dominated regime, the solution is written as

$$h_k^\lambda(\tau) = h_k^{\lambda(\text{p})} \left(\frac{3j_1(k\tau)}{k\tau} \right), \quad (9)$$

where j_ℓ denotes the ℓ -th spherical Bessel function. In general, the solution in a power law background $a(t) \propto t^p$ can be written in the form

$$h_k(\tau) \propto a(t)^{\frac{1-3p}{2p}} J_{\frac{3p-1}{2(1-p)}}(k\tau), \quad (10)$$

with Bessel function $J_n(x)$. Another damping factor comes from the fact that the relativistic degrees of freedom g_* does not remain constant and expansion rate is modified from simple power law $a(t) \propto T^{-1}$ in the early universe. This effect gives the damping factor [28, 29]

$$\left(\frac{g_*(T_{\text{in}})}{g_{*0}} \right) \left(\frac{g_{*s0}}{g_{*s}(T_{\text{in}})} \right)^{4/3}, \quad (11)$$

on the power spectrum of the gravitational wave, where T_{in} denotes the temperature at which the corresponding mode enters the horizon, given by

$$T_{\text{in}} \simeq 5.8 \times 10^6 \text{ GeV} \left(\frac{g_{*s}(T_{\text{in}})}{106.75} \right)^{-1/6} \left(\frac{k}{10^{14} \text{ Mpc}^{-1}} \right). \quad (12)$$

‡ Here we neglect the anisotropic stress. Including an anisotropic stress modifies the gravitational wave spectrum for the present frequency $\lesssim 10^{-9}$ Hz due to the neutrino free streaming effect [37, 29], but our concern is the frequency around ~ 1 Hz. Hence the following arguments are not modified.

Moreover, recent cosmological observations have revealed that the expansion of the present universe is accelerating due to the dominance of unknown energy density, called dark energy (here we assume cosmological constant for simplicity). This also gives suppression factor $\sim (\Omega_m/\Omega_\Lambda)^2$ on the power spectrum [16]. As a result, the present gravitational wave spectrum per log frequency interval is written in the form

$$\Omega_{\text{gw}}(f) = \frac{k^2}{12H_0^2} \Delta_h^2(k), \quad (13)$$

where

$$\begin{aligned} \Delta_h^2(k) &= \Delta_h^{(\text{p})}(k)^2 \left(\frac{\Omega_m}{\Omega_\Lambda} \right)^2 \left(\frac{g_*(T_{\text{in}})}{g_{*0}} \right) \left(\frac{g_{*s0}}{g_{*s}(T_{\text{in}})} \right)^{4/3} \\ &\quad \times \left(\frac{\overline{3j_1(k\tau_0)}}{k\tau_0} \right)^2 T_1^2(x_{\text{eq}}) T_2^2(x_R), \end{aligned} \quad (14)$$

with a bar denoting the average over many periods. Here, $T_1(x_{\text{eq}})$ denotes the transfer function, which connects the gravitational wave spectrum of the mode which enters the horizon before and after matter-radiation equality, $t = t_{\text{eq}}$. It is calculated as [16]

$$T_1^2(x_{\text{eq}}) = [1 + 1.57x_{\text{eq}} + 3.42x_{\text{eq}}^2], \quad (15)$$

where $x_{\text{eq}} = k/k_{\text{eq}}$ and $k_{\text{eq}} \equiv a(t_{\text{eq}})H(t_{\text{eq}}) = 7.1 \times 10^{-2} \Omega_m h^2 \text{ Mpc}^{-1} \S$

On the other hand, $T_2(x_R)$ connects the mode which enters the horizon after and before the reheating ends. Because before the inflaton decays the universe is dominated by the coherent oscillation of the inflaton, the spectrum of the gravitational wave changes for the mode which enters the horizon at the inflaton-dominated epoch ($k > k_R$), where

$$k_R \simeq 1.7 \times 10^{13} \text{ Mpc}^{-1} \left(\frac{g_{*s}(T_R)}{106.75} \right)^{1/6} \left(\frac{T_R}{10^6 \text{ GeV}} \right). \quad (16)$$

In terms of the frequency, this corresponds to

$$f_R \simeq 0.026 \text{ Hz} \left(\frac{g_{*s}(T_R)}{106.75} \right)^{1/6} \left(\frac{T_R}{10^6 \text{ GeV}} \right), \quad (17)$$

which is close to the most sensitive frequency band of DECIGO and BBO for $T_R \sim 10^6 \text{ GeV}$. The transfer function $T_2(x_R)$ is obtained by solving simultaneously Eq. (8) and the following Friedmann equations taking the decay of inflaton into account,

$$\dot{\rho}_\phi + 3H\rho_\phi = -\Gamma_\phi \rho_\phi, \quad (18)$$

$$\dot{\rho}_r + 4H\rho_r = \Gamma_\phi \rho_\phi, \quad (19)$$

$$H^2 = \frac{8\pi G}{3}(\rho_\phi + \rho_r), \quad (20)$$

where ρ_ϕ denotes the energy density of the inflaton coherent oscillation. We find that $T_2(x_R)$ is well approximated by

$$T_2^2(x_R) = [1 - 0.32x_R + 0.99x_R^2]^{-1}, \quad (21)$$

\S Coefficients in the right hand side of (15) differ from those of Ref. [16] reflecting the difference of the definition of k_{eq} .

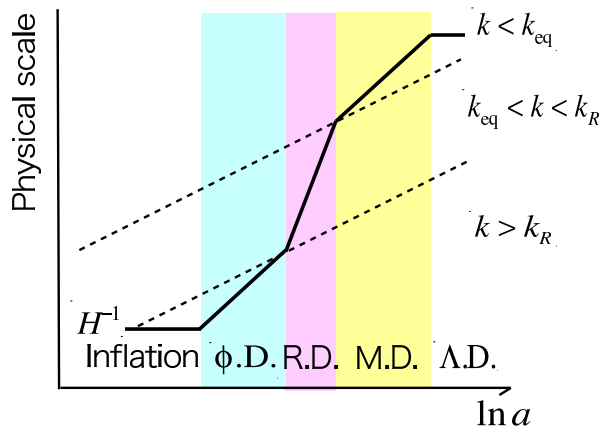


Figure 1. A schematic picture of evolution of the Hubble horizon scale H^{-1} and physical wave length of some modes. ϕ .D., R.D., M.D. and Λ .D. denote the inflaton oscillation dominated era, radiation dominated era, matter dominated era, and cosmological constant dominated era, respectively.

where $x_R = k/k_R$. Thus $\Omega_{\text{gw}}(f)$ behaves as $\propto f^{-2}(f^0)$ for the mode which enters in the horizon in the matter (radiation) dominated regime. In Fig. 1 we show a schematic picture for the evolution of the Hubble horizon scale H^{-1} by solid line, and physical wave length of various modes, $k > k_R$, $k_{\text{eq}} < k < k_R$ and $k < k_{\text{eq}}$ by dotted lines. Since the evolution of inflationary gravitational wave is sensitive to the expansion of the universe, H^{-1} , Fig. 1 shows that characteristic feature of power spectrum can be probed for the mode around $f \sim f_R$.

Before discussing the detection possibility, we briefly mention the effect of running spectral index. The running spectral index depends on the slow-roll parameters ϵ and η . Although ϵ is related to r through the relation (6), we are free to choose η as long as the scalar spectral index $n_s (\simeq 1 - 6\epsilon + 2\eta)$ lies in the favored range from recent WMAP results. In Fig. 2 the resulting spectrum $\Omega_{\text{gw}}(f)$ at $f = 0.1$ Hz is shown for $\eta = 0.01, 0, -0.01$ from upper to lower. Here sufficiently large reheating temperature $T_R \gtrsim 10^9$ GeV is assumed. As is clearly seen, for $r \gtrsim 0.1$ the gravitational wave amplitude at $f = 0.1$ Hz decreases since the spectral tilt and its running becomes large. The difference of η yields slight change on the gravitational wave amplitude for $r \lesssim 0.1$ (c.f. the current constraint on r is $r < 0.20$ (95% C.L.)). Hereafter we set $\eta = 0$ for simplicity.

In Fig. 3, we show the resulting gravitational wave spectrum for $T_R = 10^9$ and 10^5 GeV with $r = 0.1$ and 0.001 . Together with the predicted gravitational wave spectrum, sensitivities of the future space-based laser interferometer experiments, DECIGO, correlated analysis of DECIGO, ultimate-DECIGO (single) and correlated analysis of ultimate-DECIGO [38] are also presented. It can be seen that theoretical predictions are well above the sensitivity line of DECIGO (correlated) and ultimate-DECIGO for large enough T_R and r , while the direct detection is undesirable for $T_R \lesssim 10^4$ GeV.

3. Prospects for the determination of T_R with future space-based laser interferometer experiments

The spectrum of the primordial gravitational wave background generated during inflation crucially depends on the reheating temperature T_R after inflation, as can be seen from Fig. 3. Conversely, this fact opens up the possibility that future experiments devoted to detect gravitational wave background will probe the reheating stage of the universe.

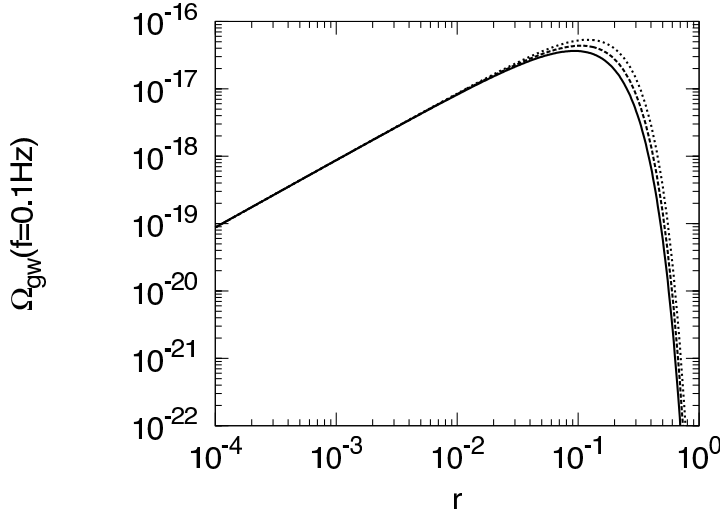


Figure 2. $\Omega_{\text{gw}}(f)$ at $f = 0.1\text{Hz}$ for $\eta = 0.01, 0, -0.01$ from upper to lower.

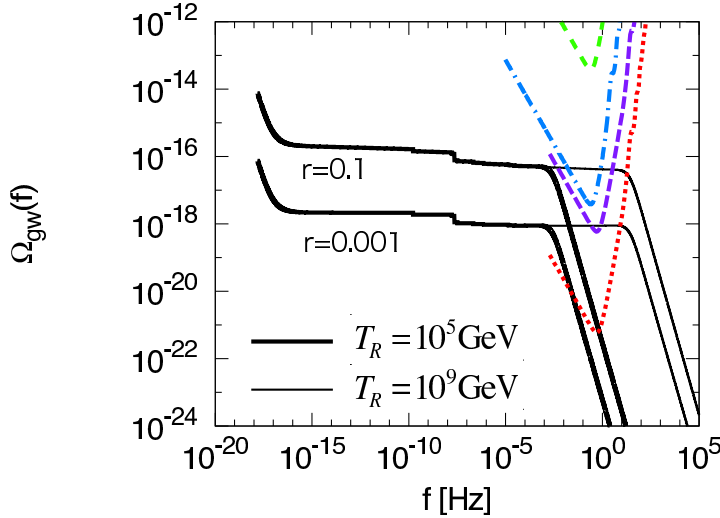


Figure 3. Primordial gravitational wave spectrum for $T_R = 10^9$ GeV and $T_R = 10^5$ GeV are shown by thin and thick lines for $r = 0.1$ and 0.001 . Also shown are expected sensitivity of DECIGO (green dashed), correlated analysis of DECIGO (blue dot-dashed), ultimate-DECIGO (purple dashed) and correlated analysis of ultimate-DECIGO (red dotted), from upper to lower.

The important parameters that determine the primordial gravitational wave spectrum are the tensor-to-scalar ratio r and the reheating temperature T_R . Tensor-to-scalar ratio determines the overall normalization of the spectrum, and T_R fixes the frequency above which the spectrum is significantly suppressed. The important point is that if the bending point of the gravitational wave spectrum determined by T_R around the frequency given by (16) lies above the sensitivity of detectors, T_R can be determined by observations of gravitational waves.

The non-zero value of tensor-to-scalar ratio r will be probed with measurements of the B-mode CMB polarization [34]. Since the B-mode is generated by the tensor perturbation only for large angular scale, $\ell \lesssim 100$, detection of the B-mode polarization indirectly confirms the existence of the gravitational wave background. Notice that this effect is seen on very large-scale anisotropy with wavelength comparable to the present horizon scale, so the detection of the B-mode polarization is somewhat complementary to the direct detection of the gravitational wave on small scale with wavelength of the order of the Earth radius. The Planck satellite [39], scheduled to be launched in October 2008, will measure r up to ~ 0.1 . On-going ground-based or balloon experiments devoted to detect CMB polarization, such as Q/U Imaging Experiment (QUIET) [40] and Clover [41] will detect r up to ~ 0.01 . Ultimately future space mission will dedicate to detect the primary B-mode signal up to $r \gtrsim 10^{-3}$ [34]. According to recent works [42, 43], the observed value of the scalar spectral index, $n_s \simeq 0.961 \pm 0.017$, implies somewhat large tensor contribution, $r \gtrsim 10^{-3}$ for various inflation models. Thus it seems to be plausible that non-zero r will be confirmed by CMB polarization experiments.

Once r is measured from those experiments, we may have a chance to detect signals of gravitational wave background of inflationary origin. Planned Laser Interferometer Space Antenna (LISA) [44] cannot reach the required sensitivity even the largest possible value of r allowed by WMAP5 and high enough T_R are assumed. However, future mission concepts like DECIGO and BBO are likely to detect them or put a meaningful constraint on T_R . Therefore our main interest is to demonstrate the observable range of reheating temperature through such future experiments for various values of r . Before discussing results, however, it should be noticed that stochastic noise coming from some astrophysical processes must be taken into account for the purpose of detecting primordial gravitational wave background. In particular, gravitational waves from white-dwarf binaries are considered to completely hide the primordial ones for the frequency $f \lesssim 0.1\text{Hz}$ [45]. But for the frequency range 0.1-10Hz, where the DECIGO and BBO are most sensitive, foregrounds from astrophysical objects are separable. ||

In Fig. 4, we show parameter region on r - T_R plane which will be probed with the correlated analysis of DECIGO, ultimate-DECIGO (single) and ultimate-DECIGO (correlation) respectively. We have cut the sensitivity of these projects below $f \lesssim 0.1\text{ Hz}$,

|| Gravitational waves from the collapses of Population III stars may be a dominant contribution around the deci-Hertz band [46]. However, it crucially depends on the early star formation rate, which is very uncertain now, and such a signal would be separable if we adopt reliable abundance of Population III stars and take the duty cycle and their angular distribution into account.

taking into account the stochastic noise from white-dwarf binaries. The gravitational wave background can be detected in the light blue shaded region. Furthermore the dark blue shaded region shows the parameter region where the value of T_R can be determined with signal-to-noise ratio 5. It is seen that for $10^{-3} \lesssim r \lesssim 1$, direct detection of gravitational wave background can determine the reheating temperature T_R , if it lies in the range $T_R \sim 10^6$ - 10^8 GeV.

If higher T_R is realized in nature, the inflationary gravitational wave background can be detected by DECIGO or BBO, but the value of T_R remains undetermined. In this case, the lower bound on T_R can be read off from these figures. For example if $r = 0.1$, the detection of gravitational wave background means $T_R \gtrsim 10^8$ GeV, which provides useful constraints on some particle physics models, as we will see in Sec. 5.

4. Late-time entropy production

So far, we have assumed that there were no late-time entropy production processes after the completion of reheating after inflation. However, this may be too simplified assumption. Let us consider the case some scalar field χ other than the inflaton dominates the universe after the inflaton decays and χ eventually decays releasing huge entropy. Examples are Polonyi [47] or moduli field [48, 49], scalar partner of the axion [50], or others. Such late-decaying particles are interesting since they dilute cosmologically harmful gravitinos. We denote the dilution factor as F , defined by

$$F = \frac{s(T_\chi)a^3(T_\chi)}{s(T_R)a^3(T_R)} = \frac{T_R}{T_\chi} \left(\frac{\rho_\chi}{\rho_\phi} \right)_{T_R}, \quad (22)$$

where T_χ is the decay temperature of χ , which must be larger than a few MeV, and ρ_χ denotes the energy density of the χ -field coherent oscillation. ¶ For a simple model where the χ -field has an initial amplitude χ_i and begins to oscillate when the Hubble parameter becomes equal to the mass of the χ , it is estimated as

$$F = \frac{T_R}{T_\chi} \frac{\chi_i^2}{3M_P^2}. \quad (23)$$

The abundance of all dangerous cosmological relics produced in the reheating era after inflation, such as the gravitino discussed below, are diluted by this factor.

Importantly, such non-standard cosmological evolution scenarios are imprinted in the present gravitational wave spectrum. In the presence of such a late-decaying particle, the additional χ -matter dominated era suppresses the gravitational wave amplitude for the frequency which reentered the horizon during or before χ begins to dominate the universe. (Fig. 5 shows a schematic picture.) The spectrum now becomes

$$\Omega_{\text{gw}}(f, F) = \Omega_{\text{gw}}(f) \times T_2^2(x_\chi) T_1^2(x_{\chi R}), \quad (24)$$

where $\Omega_{\text{gw}}(f)$ is given by Eq. (13) with k_R replaced by

$$k_R(F) = k_R F^{-1/3}. \quad (25)$$

¶ Here we assume that χ begins to oscillate during the inflaton oscillation dominated phase.

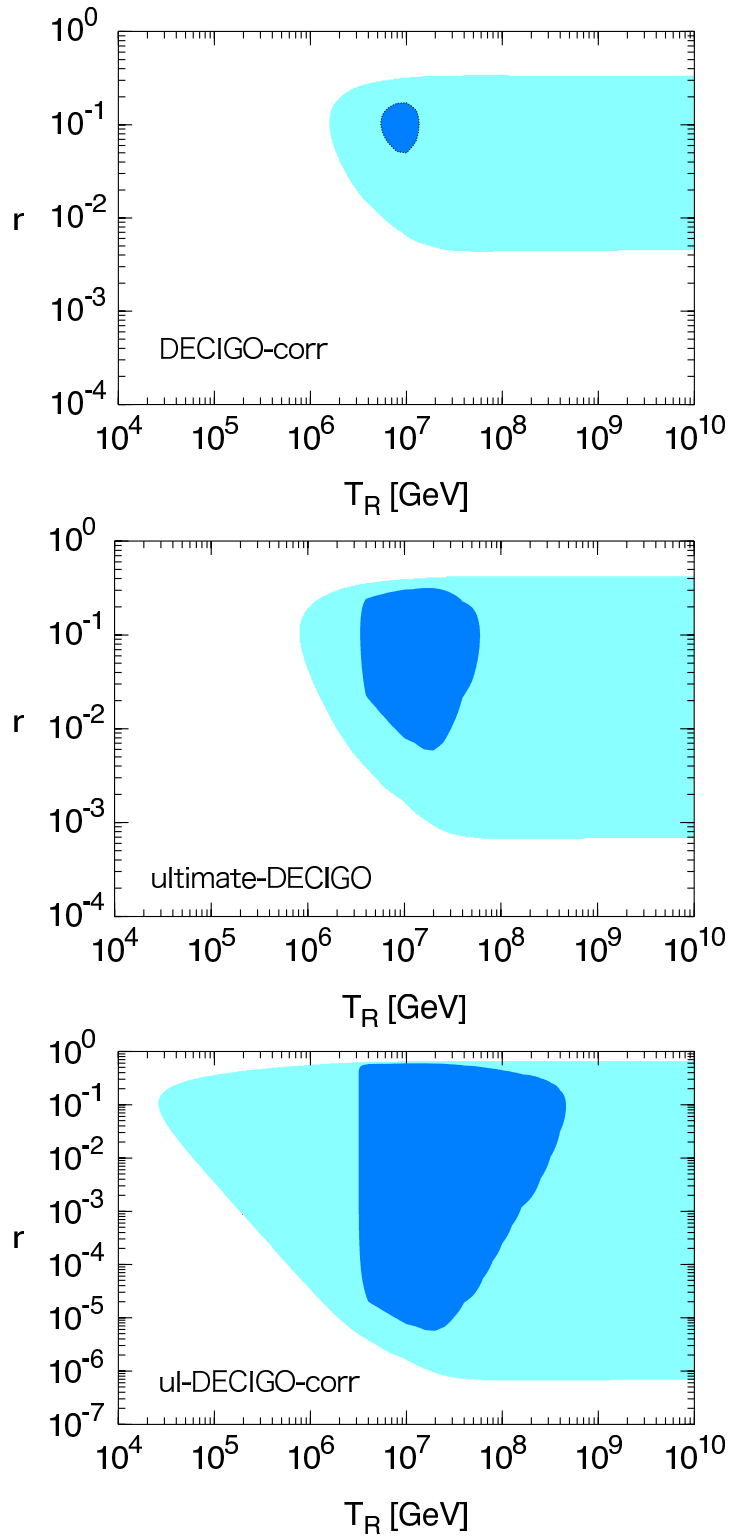


Figure 4. In the outer light shaded region the gravitational wave background can be detected, and the inner blue shaded region shows the region where T_R can be determined with signal-to-noise ratio 5 by correlated analysis of DECIGO, ultimate-DECIGO (single) and ultimate-DECIGO (correlation) from upper to lower.

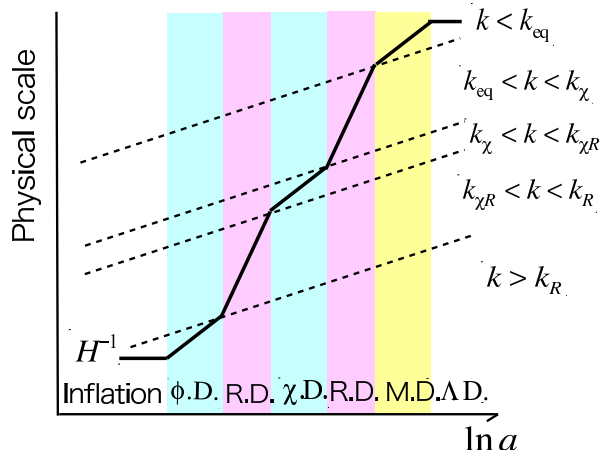


Figure 5. A schematic picture of evolution of the Hubble horizon scale H^{-1} and physical wave length in the presence of late-time entropy production from χ . χ .D. represents χ -dominated era.

Here $x_\chi (\equiv k/k_\chi)$ corresponds to the wavenumber which enters the horizon at the decay of χ ,

$$k_\chi \simeq 1.7 \times 10^7 \text{ Mpc}^{-1} \left(\frac{g_{*s}(T_\chi)}{106.75} \right)^{1/6} \left(\frac{T_\chi}{1 \text{ GeV}} \right), \quad (26)$$

and $x_{\chi R} (\equiv k/k_{\chi R})$ corresponds to the epoch when χ -domination begins, given by

$$k_{\chi R}(F) = k_\chi F^{2/3}. \quad (27)$$

We can see that for the mode $k_{\chi R} < k < k_R$, which corresponds to the mode which reenters the horizon in the radiation dominated era before the χ -domination, the energy density of the gravitational waves is suppressed by the factor $\sim (k_\chi/k_{\chi R})^2 = F^{-4/3}$ [21]. On the other hand, there are no effects on large scale with the mode $k < k_\chi$.

Thus the gravitational wave spectrum in the presence of late-time entropy production is completely characterized by two additional parameters, the dilution factor F and the decay temperature of χ , T_χ . However, in many cases T_χ is expected to be very small, say, $\sim O(1)$ MeV- $O(1)$ GeV, and hence it does not affect the gravitational wave amplitude at the frequency relevant for the direct detection. Thus hereafter we mainly focus on the effect of varying F .

Note that non-negligible F affects only the overall amplitude of the gravitational wave background for the mode $k_{\chi R} < k < k_R$, and hence there is a degeneracy between F and tensor-to-scalar ratio r when concerning the direct detection around 0.1Hz. However, the tensor-to-scalar ratio should be determined by cosmologically large scale CMB B-mode anisotropy. Thus if future CMB experiments measure r , there does not remain an ambiguity coming from the degeneracy between r and F . In other words, if the result of direct detection deviates from the expected signal from the large scale measurement of r , there must be an entropy production process in the early universe.

All of these features are seen in Fig. 6, where the gravitational wave spectrum with $F = 10^2$ and 10^4 are shown. Here we have fixed $r = 0.1$, $T_R = 10^9$ GeV and $T_\chi = 1$ GeV. This figure shows how the gravitational wave spectrum is affected by the late-time entropy production.

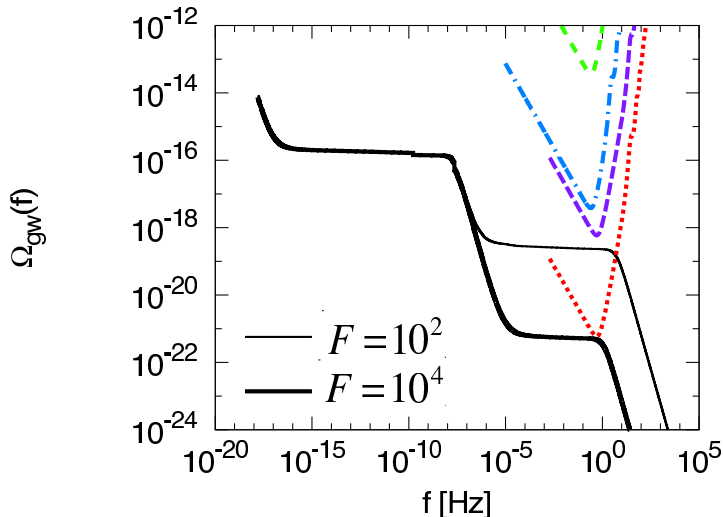


Figure 6. Gravitational wave spectrum for the dilution factor $F = 10^2$ and 10^4 . Here we have fixed $r = 0.1$, $T_R = 10^9$ GeV and $T_\chi = 1$ GeV.

If $0.1 \text{ Hz} \lesssim k_R(F) \lesssim 10 \text{ Hz}$, both F and T_R can be determined from the shape of the gravitational wave spectrum. In Fig. 6 we show future sensitivity to determine the dilution factor F and the reheating temperature T_R with fixed tensor-to-scalar ratio r , which can be measured by CMB polarization experiments. In Fig. 7 we show parameter region in $F-T_R$ plane where both parameters can be determined by correlated analysis of DECIGO, ultimate DECIGO (single), and ultimate DECIGO (correlation) respectively by the dark shaded region. The light shaded region shows the parameters where the gravitational wave background is detected, but the value of T_R remains undetermined. Here we have fixed $r = 0.1$ and $T_\chi = 1$ GeV. (The precise value of T_χ does not matter as long as $T_\chi \lesssim 10^3$ GeV.) On the other hand if $k_R(F) \lesssim 0.1 \text{ Hz}$, we can measure only the ratio T_R/F . However, this ratio contains sufficient information to determine the gravitino abundance including the dilution effect. Finally if $k_R(F) \gtrsim 10 \text{ Hz}$, only a lower bound on T_R is obtained as $T_R \gtrsim 2 \times 10^9 F^{1/3}$ GeV. Even this case is useful for constraining the gravitino mass, as we will see.

5. Implications on particle physics

We have shown that the reheating temperature of the universe T_R may be determined from future space-based laser interferometer experiments. In this section we discuss

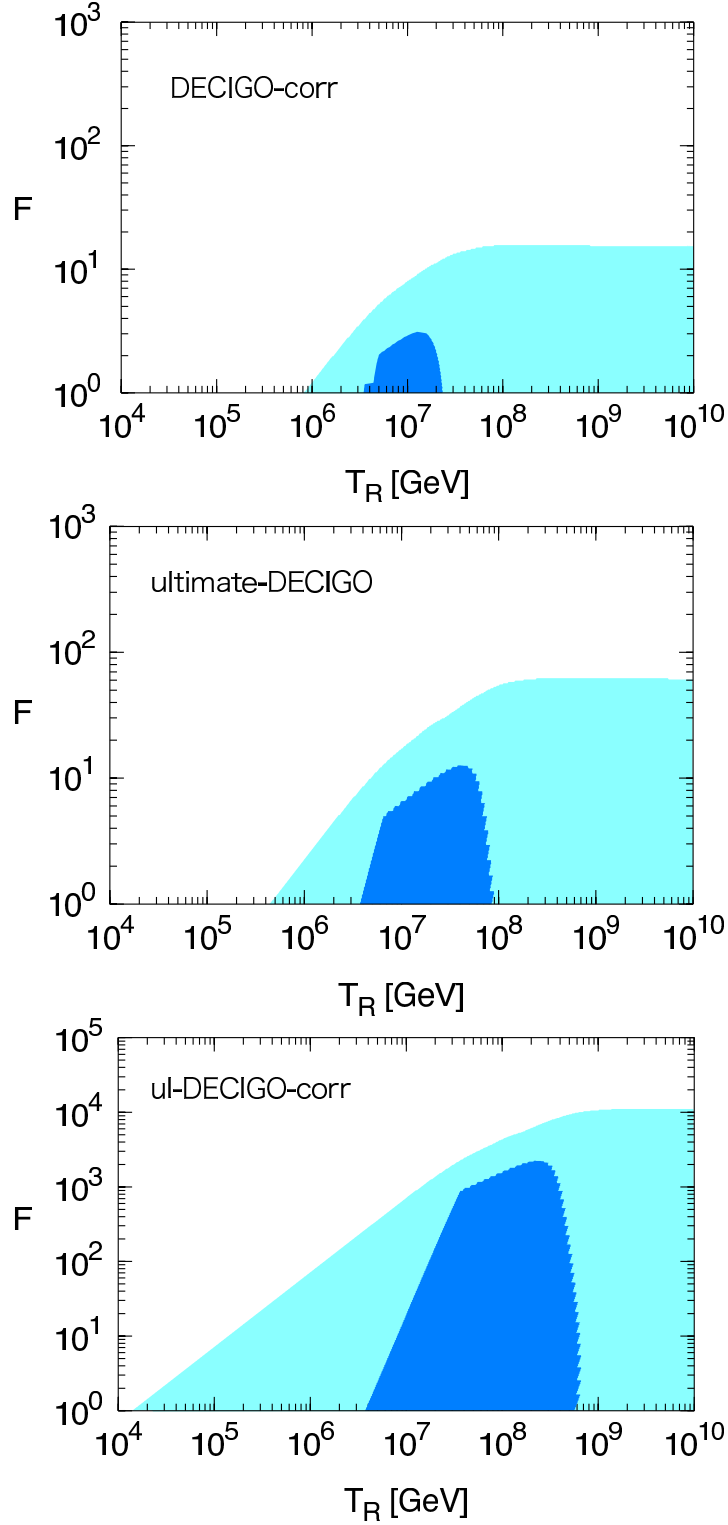


Figure 7. In the outer light shaded region the gravitational wave background can be detected, and the inner blue shaded region shows the region where T_R can be determined with signal-to-noise ratio 5 by correlated analysis of DECIGO, ultimate-DECIGO (single) and ultimate-DECIGO (correlation) from upper to lower. Here $r = 0.1$ is assumed.

some implications of determining T_R on particle physics, in particular SUSY models⁺ and baryogenesis mechanisms.

5.1. Supersymmetric models

5.1.1. Thermally produced gravitinos In SUSY, there exists the superpartner of the graviton, the gravitino. The gravitino mass ranges from $O(1)$ eV to $O(100)$ TeV depending on SUSY breaking models, while other SUSY particles have the mass of $O(1)$ TeV. Gravitinos are produced in the early universe through scattering of particles in thermal bath, and the resultant abundance of the gravitino is proportional to T_R [8, 51, 52],

$$Y_{3/2} \simeq 2 \times 10^{-12} \left(1 + \frac{m_{\tilde{g}}^2}{3m_{3/2}^2} \right) \left(\frac{T_R}{10^{10} \text{ GeV}} \right) \left(\frac{1}{F} \right), \quad (28)$$

where $Y_{3/2} = n_{3/2}/s$ is the gravitino number-to-entropy ratio, $m_{3/2}$ denotes the gravitino mass and $m_{\tilde{g}} (\sim O(1) \text{ TeV})$ is the mass of the gluino, fermionic superpartner of the gluon. If the gravitino is rather heavy ($m_{3/2} \gtrsim 1 \text{ TeV}$) and unstable, it eventually decays with lifetime typically longer than 1 sec producing high-energy photons and hadrons. Those decay processes destroy or overproduce light elements such as ^4He , D, ^7Li and ^6Li . This constrains the reheating temperature as $T_R \lesssim 10^{6-9} \text{ GeV}$ depending on the gravitino mass and its hadronic branching ratio [8]. On the other hand, if the gravitino is the lightest SUSY particle and stable due to the R -parity conservation, it contributes to total matter density of the universe [10]. This leads to the constraint

$$T_R \lesssim 7 \times 10^6 \text{ GeV} \left(\frac{m_{3/2}}{1 \text{ GeV}} \right) \left(\frac{m_{\tilde{g}}}{1 \text{ TeV}} \right)^{-2} F, \quad (29)$$

for $m_{3/2} \sim 10^{-4}$ -10 GeV.

For example, let us consider the situation where T_R is revealed to be larger than $\sim 10^7 \text{ GeV}$ and negligible dilution factor ($F \sim 1$) is confirmed with future space-based laser interferometer experiments. For the unstable gravitino with $m_{3/2} \gtrsim 1 \text{ TeV}$, as is often the case with gravity-mediated SUSY breaking models, its abundance is constrained as $Y_{3/2} \lesssim 10^{-16}$ [8], and hence T_R should be less than around $\sim 10^6 \text{ GeV}$. Thus SUSY breaking models which predict the gravitino mass of $O(1) \text{ TeV}$ will be excluded, even if the gravitino mass might not be determined by accelerator experiments. Also for the light gravitino scenario, the following constraint is obtained,

$$m_{3/2} \gtrsim 1 \text{ GeV} \left(\frac{1}{F} \right) \left(\frac{T_R}{10^7 \text{ GeV}} \right) \left(\frac{m_{\tilde{g}}}{1 \text{ TeV}} \right)^2. \quad (30)$$

Thus the gravitino mass with $m_{3/2} \lesssim 1 \text{ GeV}$, which can be realized in some classes of gauge-mediated SUSY breaking models [53], is excluded since otherwise the gravitino abundance exceeds the present dark matter abundance.

⁺ SUSY theories contain nearly twice particle species compared with the standard model and the relativistic effective degrees of freedom at high temperature is doubled, $g_*(T \gtrsim 1 \text{ TeV}) = 228.75$. This leads to slight suppression on the gravitational wave spectrum, but does not much affect the results of Sec. 3.

On the other hand, if the gravitino is stable and its mass is determined from accelerator experiments, T_R is the only parameter which determines the present gravitino abundance. If the observationally inferred value of T_R saturates the upper bound (29), the gravitino abundance is appropriate for the dark matter of the universe.* Note that if the dark matter consists of the gravitino, it is impossible to detect it directly because of its too weak interaction strength. Thus T_R has an important information to probe whether the gravitino truly takes a roll of the dark matter or not.

5.1.2. Non-thermally produced gravitinos Recently it is pointed out that non-thermal production process of gravitinos from the inflaton decay gives a significant amount of gravitino abundance [56],

$$Y_{3/2}^{(\text{NT})} \simeq 9 \times 10^{-11} \left(\frac{m_\phi}{10^{13} \text{ GeV}} \right)^2 \left(\frac{\langle \phi \rangle}{10^{15} \text{ GeV}} \right)^2 \left(\frac{10^6 \text{ GeV}}{T_R} \right), \quad (31)$$

where m_ϕ and $\langle \phi \rangle$ denote the mass and VEV of the inflaton. Since non-thermal contribution is proportional to T_R^{-1} , this gives lower bound on T_R for fixed $m_{3/2}$. Furthermore the inflaton always decay into MSSM sector appearing in the superpotential in supergravity, which provides lower limit on the reheating temperature as [57]

$$T_R \gtrsim 10 \text{ TeV} |y_t| \left(\frac{228.75}{g_*(T_R)} \right)^{1/4} \left(\frac{m_\phi}{10^{13} \text{ GeV}} \right)^{3/2} \left(\frac{\langle \phi \rangle}{10^{15} \text{ GeV}} \right), \quad (32)$$

where y_t is the top Yukawa coupling.

In Fig. 8 allowed parameter region in $m_{3/2}$ - T_R is shown for the case of stable gravitino for $m_\phi = 10^{13} \text{ GeV}$ and $\langle \phi \rangle = 10^{15} \text{ GeV}$. The upper left and lower right regions are excluded from thermal (28) and nonthermal production (31), respectively. Also spontaneous decay of the inflaton gives lower bound on T_R (32) as denoted by the dotted line. It is seen that $10^5 \text{ GeV} \lesssim T_R \lesssim 10^9 \text{ GeV}$ is favored, and this range is interesting from the viewpoint of direct detection of gravitational waves.

5.2. Baryogenesis mechanism

Another important issue which is deeply related to the reheating temperature is baryogenesis. As is well known, almost all the ordinary matter in the universe consists of baryon, not anti-baryon. It is a long-standing mystery how the sizable amount of baryon asymmetry is generated after inflation. We must rely on some new physics which involves extra baryon number violation, CP violation and non-equilibrium process in order to create matter-anti-matter asymmetry. One of the most popular mechanisms to create a correct amount of baryon asymmetry is thermal leptogenesis scenario using right-handed neutrino [58]. In order for this mechanism to work well, $T_R \gtrsim 10^9 \text{ GeV}$ is required [59].

Right-handed (s)neutrinos can also be produced non-thermally via right-handed sneutrino condensation [60, 61] or inflaton decay [62, 63], and $T_R \gtrsim 10^6 \text{ GeV}$ is required

* Gravitinos produced by the decay of the next-to-lightest SUSY particle may also be the dark matter [54, 55], but BBN constraints almost exclude such a possibility.

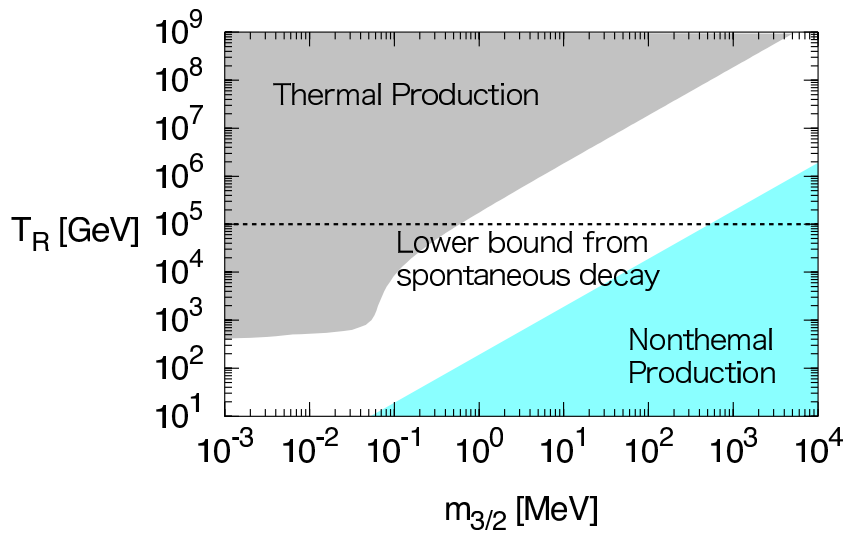


Figure 8. Constraints on the reheating temperature against the gravitino mass. The upper left region is excluded from thermal production, and lower right region is excluded from non-thermal production for $\langle\phi\rangle = 10^{15}$ GeV and $m_\phi = 10^{13}$ GeV. Also spontaneous decay of the inflaton restricts $T_R \gtrsim 10^5$ GeV as denoted by the dotted line.

in order to create observed amount of baryon asymmetry in these scenarios. Thus non-thermal leptogenesis scenarios can also be favored or disfavored from future space-based gravitational wave detectors.

Besides those leptogenesis scenarios, there are many other baryogenesis mechanisms which we do not list here [64], and many of them predicts baryon asymmetry proportional to T_R . Thus determining T_R has important implications on baryogenesis mechanisms.

6. Conclusions and discussion

In this paper we have shown that direct detection of stochastic gravitational wave background of inflationary origin carries rich information on the early universe. In particular, the reheating temperature of the universe after inflation T_R can be determined with future space-based laser interferometer experiments, DECIGO and BBO. In case that non-zero tensor-to-scalar ratio is confirmed by CMB polarization observations, DECIGO or BBO will detect signals of gravitational wave background if $T_R \gtrsim 10^5$ GeV. Moreover, they can not only detect gravitational waves, but determine T_R if $T_R \lesssim 10^9$ GeV, through the T_R dependence of gravitational wave spectrum. Thus combined analysis of direct detection of gravitational wave background and CMB anisotropy measurements provide consistency check of inflation models. It also restricts realistic model among many and many inflation models, since both the tensor-to-scalar ratio and the reheating temperature crucially depend on the properties of the inflaton - its mass, potential, interaction strength, etc.

We have also discussed implications of determination of the reheating temperature on particle physics. The detection of gravitational wave background clearly goes beyond just a probe of thermal history before BBN. In the environment of the very early universe with extremely high temperature, currently undiscovered particles predicted by some physics beyond the standard model may be efficiently produced. Thus probing this epoch is directly connected to particle physics. For example, some SUSY breaking models will be excluded or severely constrained from the so-called gravitino problem, if future observations determine T_R . Also some baryogenesis scenarios, including thermal leptogenesis scenario, may be excluded or disfavored. In SUSY axion models, constraints on T_R may become much more stringent [65, 66].

As a final remark, gravitational waves may also be generated from some other cosmological processes, such as preheating after inflation [67, 68, 69] and first order phase transition followed by subsequent bubble collisions [70, 71]. Although the amplitude and typical frequency from these contributions are highly model-dependent, they might give complementary information on inflation models or cosmological evolution scenario after inflation, if detected independently of primordial gravitational waves analyzed in this paper. Moreover, recently it is pointed out that decay of domain walls associated with gaugino condensation may produce a significant amount of gravitational waves and can be used as a probe of the gravitino mass [72].

Acknowledgments

The authors are grateful to Naoki Seto, Fuminobu Takahashi, Atsushi Taruya, and Asantha Cooray for useful communications. This work was partially supported by JSPS through research fellowships (KN, YS) and Grant-in-Aid for Scientific Research No. 19340054(JY).

References

- [1] D. N. Spergel *et al.* [WMAP Collaboration], *Astrophys. J. Suppl.* **170**, 377 (2007); E. Komatsu *et al.*, arXiv:0803.0547 [astro-ph].
- [2] A.H. Guth, *Phys. Rev.* **D23**, 347 (1981); K. Sato, *Mon. Not. Roy. Astron. Soc.* **195**, 467 (1981); A.A. Starobinsky *Phys. Lett.* **91B**, 99 (1980); For a review, see, for example, A.D. Linde, arXiv:0705.0164 [hep-th].
- [3] S.W. Hawking, *Phys. Lett.* **115B**, 295 (1982); A.A. Starobinsky, *Phys. Lett.* **117B**, 175 (1982); A.H. Guth and S-Y. Pi, *Phys. Rev. Lett.* **49**, 1110 (1982).
- [4] E. W. Kolb and M. S. Turner, *The Early Universe*, (Addison-Wesley, Reading, MA, 1990).
- [5] M. Kawasaki, K. Kohri and N. Sugiyama, *Phys. Rev. Lett.* **82**, 4168 (1999); *Phys. Rev. D* **62**, 023506 (2000); S. Hannestad, *Phys. Rev. D* **70**, 043506 (2004); K. Ichikawa, M. Kawasaki and F. Takahashi, *Phys. Rev. D* **72**, 043522 (2005).
- [6] For a review, see S. P. Martin, arXiv:hep-ph/9709356.
- [7] M. Y. Khlopov and A. D. Linde, *Phys. Lett. B* **138**, 265 (1984); J. R. Ellis, J. E. Kim and D. V. Nanopoulos, *Phys. Lett. B* **145**, 181 (1984).
- [8] M. Kawasaki, K. Kohri and T. Moroi, *Phys. Lett. B* **625**, 7 (2005); *Phys. Rev. D* **71**, 083502 (2005).
- [9] K. Jedamzik, *Phys. Rev. D* **74**, 103509 (2006).

- [10] T. Moroi, H. Murayama and M. Yamaguchi, Phys. Lett. B **303**, 289 (1993).
- [11] A.A. Starobinsky, JETP Lett. **30**, 682 (1979); V.A. Rubakov, M.V. Sazin, and A.V. Veryaskin, Phys. Lett. **115B**, 189(1982); L.F. Abbott and M.B. Wise, Nucl. Phys. B **244**, 541 (1984).
- [12] M. Maggiore, Phys. Rept. **331**, 283 (2000).
- [13] B. Allen, Phys. Rev. D **37**, 2078 (1988).
- [14] V. Sahni, Phys. Rev. D **42**, 453 (1990).
- [15] B. Allen and J. D. Romano, Phys. Rev. D **59**, 102001 (1999).
- [16] M. S. Turner, M. J. White and J. E. Lidsey, Phys. Rev. D **48**, 4613 (1993).
- [17] M. S. Turner, Phys. Rev. D **48**, 3502 (1993).
- [18] A. R. Liddle, Phys. Rev. D **49**, 3805 (1994) [Erratum-ibid. D **51**, 4603 (1995)].
- [19] M. S. Turner and M. J. White, Phys. Rev. D **53**, 6822 (1996).
- [20] M. S. Turner, Phys. Rev. D **55**, 435 (1997).
- [21] N. Seto and J. Yokoyama, J. Phys. Soc. Jap. **72**, 3082 (2003).
- [22] C. Ungarelli, P. Corasaniti, R. A. Mercer and A. Vecchio, Class. Quant. Grav. **22**, S955 (2005).
- [23] T. L. Smith, M. Kamionkowski and A. Cooray, Phys. Rev. D **73**, 023504 (2006).
- [24] L. A. Boyle and P. J. Steinhardt, Phys. Rev. D **77**, 063504 (2008).
- [25] T. L. Smith, H. V. Peiris and A. Cooray, Phys. Rev. D **73**, 123503 (2006).
- [26] S. Chongchitnan and G. Efstathiou, Phys. Rev. D **73**, 083511 (2006); G. Efstathiou and S. Chongchitnan, Prog. Theor. Phys. Suppl. **163**, 204 (2006).
- [27] B. C. Friedman, A. Cooray and A. Melchiorri, Phys. Rev. D **74**, 123509 (2006).
- [28] W. Zhao and Y. Zhang, Phys. Rev. D **74**, 043503 (2006).
- [29] Y. Watanabe and E. Komatsu, Phys. Rev. D **73**, 123515 (2006).
- [30] T. Chiba, Y. Himemoto, M. Yamaguchi and J. Yokoyama, Phys. Rev. D **76**, 043516 (2007).
- [31] K. Nakayama, S. Saito, Y. Suwa and J. Yokoyama, arXiv:0802.2452 [hep-ph], to be published in Physical Review D.
- [32] N. Seto, S. Kawamura and T. Nakamura, Phys. Rev. Lett. **87**, 221103 (2001).
- [33] J. Bock *et al.*, arXiv:astro-ph/0604101.
- [34] M. Amarie, C. Hirata and U. Seljak, Phys. Rev. D **72**, 123006 (2005); L. Verde, H. Peiris and R. Jimenez, JCAP **0601**, 019 (2006); A. Amblard, A. Cooray and M. Kaplinghat, Phys. Rev. D **75**, 083508 (2007).
- [35] S. Saito, K. Ichiki and A. Taruya, JCAP **0709**, 002 (2007).
- [36] A. R. Liddle and D. H. Lyth, *Cosmological Inflation and Large Scale Structure* (Cambridge University Press, Cambridge, UK, 2000).
- [37] S. Weinberg, Phys. Rev. D **69**, 023503 (2004).
- [38] H. Kudoh, A. Taruya, T. Hiramatsu and Y. Himemoto, Phys. Rev. D **73**, 064006 (2006).
- [39] <http://www.rssd.esa.int/index.php?project=Planck>
- [40] <http://quiet.uchicago.edu/index.php>
- [41] A. C. Taylor *et al.*, arXiv:astro-ph/0407148.
- [42] L. Pagano, A. Cooray, A. Melchiorri and M. Kamionkowski, arXiv:0707.2560 [astro-ph].
- [43] T. L. Smith, M. Kamionkowski and A. Cooray, arXiv:0802.1530 [astro-ph].
- [44] <http://lisa.jpl.nasa.gov/>
- [45] A. J. Farmer and E. S. Phinney, Mon. Not. Roy. Astron. Soc. **346**, 1197 (2003).
- [46] A. Buonanno, G. Sigl, G. G. Raffelt, H. T. Janka and E. Muller, Phys. Rev. D **72**, 084001 (2005); P. Sandick, K. A. Olive, F. Daigne and E. Vangioni, Phys. Rev. D **73**, 104024 (2006); Y. Suwa, T. Takiwaki, K. Kotake and K. Sato, Astrophys. J. **665**, L43 (2007).
- [47] T. Moroi, M. Yamaguchi and T. Yanagida, Phys. Lett. B **342**, 105 (1995); M. Kawasaki, T. Moroi and T. Yanagida, Phys. Lett. B **370**, 52 (1996).
- [48] T. Moroi and L. Randall, Nucl. Phys. B **570**, 455 (2000); K. Kohri, M. Yamaguchi and J. Yokoyama, Phys. Rev. D **70**, 043522 (2004); Phys. Rev. D **72**, 083510 (2005); M. Nagai and K. Nakayama, Phys. Rev. D **76**, 123501 (2007).
- [49] M. Endo, K. Hamaguchi and F. Takahashi, Phys. Rev. Lett. **96**, 211301 (2006); Phys. Rev. D **74**,

- 023531 (2006); S. Nakamura and M. Yamaguchi, Phys. Lett. B **638**, 389 (2006).
- [50] J. E. Kim, Phys. Rev. Lett. **67**, 3465 (1991); D. H. Lyth, Phys. Rev. D **48**, 4523 (1993); M. Hashimoto, K. I. Izawa, M. Yamaguchi and T. Yanagida, Phys. Lett. B **437**, 44 (1998); M. Endo and F. Takahashi, Phys. Rev. D **74**, 063502 (2006); M. Kawasaki and K. Nakayama, arXiv:0802.2487 [hep-ph].
- [51] M. Bolz, A. Brandenburg and W. Buchmuller, Nucl. Phys. B **606**, 518 (2001) [Erratum-ibid. B **790**, 336 (2008)].
- [52] J. Pradler and F. D. Steffen, Phys. Rev. D **75**, 023509 (2007); Phys. Lett. B **648**, 224 (2007); V. S. Rychkov and A. Strumia, Phys. Rev. D **75**, 075011 (2007).
- [53] G. F. Giudice and R. Rattazzi, Phys. Rept. **322**, 419 (1999).
- [54] L. Roszkowski, R. Ruiz de Austri and K. Y. Choi, JHEP **0508**, 080 (2005); D. G. Cerdeno, K. Y. Choi, K. Jedamzik, L. Roszkowski and R. Ruiz de Austri, JCAP **0606**, 005 (2006).
- [55] F. D. Steffen, JCAP **0609**, 001 (2006).
- [56] M. Kawasaki, F. Takahashi and T. T. Yanagida, Phys. Lett. B **638**, 8 (2006); Phys. Rev. D **74**, 043519 (2006); M. Endo, F. Takahashi and T. T. Yanagida, Phys. Lett. B **658**, 236 (2008); Phys. Rev. D **76**, 083509 (2007).
- [57] M. Endo, M. Kawasaki, F. Takahashi and T. T. Yanagida, Phys. Lett. B **642**, 518 (2006).
- [58] M. Fukugita and T. Yanagida, Phys. Lett. B **174**, 45 (1986).
- [59] W. Buchmuller, R. D. Peccei and T. Yanagida, Ann. Rev. Nucl. Part. Sci. **55**, 311 (2005).
- [60] H. Murayama, H. Suzuki, T. Yanagida and J. Yokoyama, Phys. Rev. Lett. **70**, 1912 (1993); Phys. Rev. D **50**, 2356 (1994).
- [61] H. Murayama and T. Yanagida, Phys. Lett. B **322**, 349 (1994); K. Hamaguchi, H. Murayama and T. Yanagida, Phys. Rev. D **65**, 043512 (2002); R. Allahverdi and M. Drees, Phys. Rev. D **69**, 103522 (2004).
- [62] G. Lazarides and Q. Shafi, Phys. Lett. B **258**, 305 (1991).
- [63] T. Asaka, K. Hamaguchi, M. Kawasaki and T. Yanagida, Phys. Lett. B **464**, 12 (1999); Phys. Rev. D **61**, 083512 (2000).
- [64] See e.g., M. Dine and A. Kusenko, Rev. Mod. Phys. **76**, 1 (2004).
- [65] L. Covi, H. B. Kim, J. E. Kim and L. Roszkowski, JHEP **0105**, 033 (2001); A. Brandenburg and F. D. Steffen, JCAP **0408**, 008 (2004).
- [66] M. Kawasaki, K. Nakayama and M. Senami, JCAP **0803**, 009 (2008).
- [67] S. Y. Khlebnikov and I. I. Tkachev, Phys. Rev. D **56**, 653 (1997); J. F. Dufaux, A. Bergman, G. N. Felder, L. Kofman and J. P. Uzan, Phys. Rev. D **76**, 123517 (2007).
- [68] R. Easther and E. A. Lim, JCAP **0604**, 010 (2006); R. Easther, J. T. Giblin and E. A. Lim, Phys. Rev. Lett. **99**, 221301 (2007).
- [69] J. Garcia-Bellido and D. G. Figueroa, Phys. Rev. Lett. **98**, 061302 (2007); J. Garcia-Bellido, D. G. Figueroa and A. Sastre, arXiv:0707.0839 [hep-ph].
- [70] A. Kosowsky, M. S. Turner and R. Watkins, Phys. Rev. D **45**, 4514 (1992); Phys. Rev. Lett. **69**, 2026 (1992); A. Kosowsky and M. S. Turner, Phys. Rev. D **47**, 4372 (1993); M. Kamionkowski, A. Kosowsky and M. S. Turner, Phys. Rev. D **49**, 2837 (1994).
- [71] R. Easther, J. T. Giblin, E. A. Lim, W. I. Park and E. D. Stewart, arXiv:0801.4197 [astro-ph].
- [72] F. Takahashi, T. T. Yanagida and K. Yonekura, arXiv:0802.4335 [hep-ph].