

Dispersive CQED interactions between matter qubits and bright squeezed light

Fang-Yu Hong and Shi-Jie Xiong

National Laboratory of Solid State Microstructures and Department of Physics, Nanjing University, Nanjing 210093, China

(Dated: October 26, 2018)

Dispersive interactions of matter qubits with bright squeezed light in a high-Q cavity is studied. Numerical simulation shows that higher fidelity of operations to obtain a certain phase shift of the pulse through the dispersive light-matter interaction may be reached using bright squeezed light than that using bright coherent light.

PACS numbers: 03.67.HK, 03.67.Mn, 42.50.Pq

The dispersive interaction of an intensive optical pulse with a single atom in a high-Q cavity has been explored by many experiments in cavity quantum electrodynamics (CQED) [1]. Such interactions are essential for non-destructive measurement of atoms [2, 3, 4], quantum optic computers [5], and quantum communication [6]. Ladd *et al* [7] have studied the interaction between an intense, off-resonant coherent optical pulse and a single atom in a high-Q cavity. In this paper, the cavity-based dispersive interaction of bright squeezed light with a three-level atom is been discussed. Numerical simulation shows that to achieve a certain detectable phase shift of the bright pulse, higher fidelity of operation may be obtained using squeezed pulses than that using coherent pulses.

The basic matter qubit in a cavity is formed by the two lower states of a three-state Λ -system, as shown in Fig.1. The two metastable qubit states are denoted by $|0\rangle$ and $|1\rangle$. Coherence transitions (rotations) between these two states are presumed to be possible through methods, such as stimulated adiabatic Raman transitions [8] or spin-resonance techniques [9]. In this article, we focus on optical transitions between $|1\rangle$ and an excited state $|e\rangle$. We assume that our light is completely ineffective at inducing transitions between $|0\rangle$ and $|e\rangle$ either because of the too far off-resonance of $|e\rangle$, a prohibitive selection rule, or some combination of the two. One example of such a system may be found in a semiconductor donor-bound impurity, where the qubit states are provided by electron Zeeman

sublevels and $|e\rangle$ is provided by the lowest bound-exciton state. In this paper, the matter qubit is always referred to as an atom although it may be a semiconductor impurity or quantum dot comprised of many atoms. Particularly, we assume the state of the qubit is in the state $(|0\rangle + |1\rangle) / \sqrt{2}$. The probe pulse is sufficiently detuned from the transition between $|1\rangle$ and the excited state to guaranty a strictly weak dispersive light-matter interaction.

When large number photons are introduced into a cavity, a numerical approach is required. For very large photon numbers, a full-quantum analysis may be computationally intensive; an appropriate approximation is the semi-classical optical Bloch equation approach. We presume that $\omega_p = \omega_0$, that is, the center frequency ω_p of the pulse is on-resonance with the cavity (and both are offset from the atomic transition by ω_0). To keep track of the atomic dynamics, we define several 'partial' characteristic functions,

$$\chi^{jk}(\eta, t) = \text{Tr}\langle j | \exp[\eta a_{in}^\dagger - \eta^* a_{in}] \tilde{\rho}(t) | k \rangle, \quad (1)$$

where $\tilde{\rho}(t)$ is the density operator of the light-matter system, states $|j\rangle$ and $|k\rangle$ are atomic states and the trace is over the optical field. Assuming a rotating reference frame rotating at the center frequency of the optical pulse, for a narrow-band pulse, the master equations in a fully quantum setting in which any quantum state of light is allowed have the form [7]:

$$\dot{\chi}^{ee}(\eta, t) = ig \left[S(t) \left(\frac{\eta}{2} + \frac{\partial}{\partial \eta^*} \right) \chi^{1e}(\eta, t) + S^*(t) \left(\frac{\eta^*}{2} + \frac{\partial}{\partial \eta} \right) \chi^{e1}(\eta, t) \right] - 2\Gamma \chi^{ee}(\eta, t), \quad (2a)$$

$$\dot{\chi}^{11}(\eta, t) = ig \left[S(t) \left(\frac{\eta}{2} - \frac{\partial}{\partial \eta^*} \right) \chi^{1e}(\eta, t) + S^*(t) \left(\frac{\eta^*}{2} - \frac{\partial}{\partial \eta} \right) \chi^{e1}(\eta, t) \right] + 2\Gamma \chi^{ee}(\eta, t), \quad (2b)$$

$$\dot{\chi}^{e1}(\eta, t) = ig S(t) \left[\left(\frac{\eta}{2} - \frac{\partial}{\partial \eta^*} \right) \chi^{ee}(\eta, t) + \left(\frac{\eta^*}{2} + \frac{\partial}{\partial \eta} \right) \chi^{11}(\eta, t) \right] + (i\Omega - \Gamma) \chi^{ee}(\eta, t). \quad (2c)$$

$$\dot{\chi}^{e0}(\eta, t) = ig S(t) \left(\frac{\eta}{2} + \frac{\partial}{\partial \eta^*} \right) \chi^{10}(\eta, t) + (i\Omega - i\Delta - \Gamma) \chi^{e0}(\eta, t), \quad (2d)$$

$$\dot{\chi}^{10}(\eta, t) = ig S(t)^* \left(\frac{\eta^*}{2} - \frac{\partial}{\partial \eta} \right) \chi^{e0}(\eta, t) - i\Delta \chi^{10}(\eta, t), \quad (2e)$$

$$\dot{\chi}^{00}(\eta, t) = 0, \quad (2f)$$

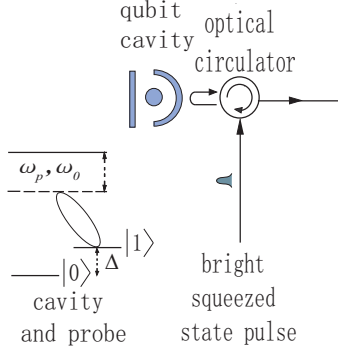


FIG. 1: Schematic of the dispersive interaction between a three-level atom and a bright squeezed pulses in a high-Q cavity.

where g is the atom-cavity coupling factor, $S(t)$ is related to a cavity-waveguide coupling factor κ , cavity decay parameter γ which imply that any optical power in the cavity leaks out of the cavity as $e^{-\gamma t}$, and the input pulse shape $S_{in}(t)$ coupling into the cavity as follows[7],

$$S(t) = 2\sqrt{\kappa} \frac{S_{in}(t)}{\gamma} \quad (3)$$

In Eq.(2), 2Γ is the total decay rate of the atom in the cavity, including the influence of the Purcell effect:

$$2\Gamma = \frac{1 + P(\omega_p)}{\tau_r} + \frac{1}{\tau_{nr}}, \quad (4)$$

where τ_r and τ_{nr} describes spontaneous emission and non-radiative decay, respectively, and $P(\omega)$ is the Purcell factor

$$P(\omega) = \frac{\tau_r \gamma g^2}{\omega^2 + \gamma^2/4}. \quad (5)$$

In Eq.(2), Ω is the atomic detuning from the cavity, including the ac-Stark shift,

$$\Omega = \omega_p \left[1 + \frac{P(\omega_p)}{\gamma \tau_r} \right]. \quad (6)$$

Numerical solutions of this system of equations at large number photons are computationally intensive, so we use the semiclassical approximation. The assumptions underpinning the semiclassical approximation are that the quantum state of the pulse during the light-matter interaction is always a squeezed state, and that it always remains unentangled from state $|e\rangle$. (Similar assumptions were used in [7].) Then the density operator has the form

$$\begin{aligned} \tilde{\rho}(t) = & |\tilde{\beta}(t)\rangle_{gg} \langle \tilde{\beta}(t)| \otimes \{ \rho^{ee}(t) \sigma^+ \sigma^- + [\rho^{11}(0) - \rho^{ee}(t)] \sigma^- \sigma^+ \\ & + \rho^{e1}(t) \sigma^+ + \rho^{1e}(t) \sigma^- \} + |\tilde{\beta}(t)\rangle_{gg} \langle \beta| \otimes \{ \rho^{e0}(t) |e\rangle \langle 0| \\ & + \rho^{10}(t) |1\rangle \langle 0| \} + |\beta\rangle_{gg} \langle \tilde{\beta}(t)| \otimes \{ \rho^{0e}(t) |0\rangle \langle e| + \rho^{01}(t) |0\rangle \langle 1| \} \\ & + |\beta\rangle_{gg} \langle \beta| \otimes \rho^{00} |0\rangle \langle 0|, \end{aligned} \quad (7)$$

where $\sigma^+ = |e\rangle \langle 1|$, $\sigma^- = |1\rangle \langle e|$, and $|\beta\rangle_g$ is a two-photon coherence state defined as

$$|\beta\rangle_g = \Xi(\varepsilon) D(\beta) |0\rangle, \quad (8)$$

where

$$D(\beta) = \exp(\beta a^\dagger - \beta^* a), \quad (9)$$

and

$$\Xi(\varepsilon) = \exp\left(\frac{1}{2}\varepsilon^* a^2 - \frac{1}{2}\varepsilon a^{\dagger 2}\right) \quad (10)$$

are the displacement operator and the unitary squeezed operator respectively, a^\dagger is the creation operator of photons and $\varepsilon = r e^{2i\phi}$, r is the squeeze factor. Squeezed states $|\alpha, \varepsilon\rangle$ defined by

$$|\alpha, \varepsilon\rangle = D(\alpha) \Xi(\varepsilon) |0\rangle, \quad (11)$$

are equivalent to two-photon coherence states $|\beta\rangle_g$ [10]:

$$|\alpha, \varepsilon\rangle = |\beta\rangle_g, \quad (12)$$

where

$$\beta = \mu\alpha + \nu\alpha^*, \quad (13)$$

with $\mu = \cosh r$ and $\nu = e^{2i\phi} \sinh r$.

Substituting this density operator into equations (1-2f), focusing on $\eta = 0$, using the following formulas [10]

$$\Xi^\dagger(\varepsilon) a \Xi(\varepsilon) = \mu a - \nu^* a^\dagger, \quad (14)$$

$$\Xi^\dagger(\varepsilon) a^\dagger \Xi(\varepsilon) = \mu a^\dagger - \nu a, \quad (15)$$

we arrive at the optical Bloch equations:

$$\dot{\rho}^{ee} = ig[S^*(t)\tilde{\delta}(t)^* \rho^{e1}(t) - S(t)\tilde{\delta}(t)\rho^{1e}(t)] - 2\Gamma\rho^{ee}, \quad (16a)$$

$$\dot{\rho}^{e1} = igS(t)\tilde{\delta}(t)[2\rho^{ee}(t) - \rho^{11}(0)] + (i\Omega - \Gamma)\rho^{e1}, \quad (16b)$$

$$\dot{\delta} = -igS^*(t)\rho^{e1}(t) \frac{1 + \mu^2 + |\nu|^2}{2(\rho^{11}(0) - \rho^{ee}(t))}, \quad (16c)$$

$$\begin{aligned} \dot{\rho}^{e0} = & -igS(t)\tilde{\delta}(t)\rho^{10}(t) \\ & - [i\Delta - i\Omega + \Gamma + c(t)]\rho^{e0}(t), \end{aligned} \quad (16d)$$

$$\dot{\rho}^{10} = -igS^*(t)\delta^* \rho^{e0}(t) - [i\Delta + c(t)]\rho^{10}(t), \quad (16e)$$

$$\dot{\rho}^{00} = 0, \quad (16f)$$

where

$$c(t) = \frac{\partial}{\partial t} \ln \langle \beta | \tilde{\beta}(t) \rangle = -\frac{1}{2} \frac{\partial}{\partial t} |\tilde{\beta}(t)|^2 + \beta^* \dot{\tilde{\beta}}(t), \quad (17)$$

with

$$\tilde{\beta}(t) = \mu\tilde{\alpha}(t) + \nu\tilde{\alpha}(t)^*, \quad (18)$$

Δ is the energy separation of states $|0\rangle$ and $|1\rangle$, and

$$\tilde{\delta}(t) = \mu\tilde{\beta}(t) - \nu\tilde{\beta}^*(t) = \tilde{\alpha}(t). \quad (19)$$

If α experiences a phase shift of θ , i.e., $a(t) = a e^{i\theta}$, according to the following formula [12]:

$$\begin{aligned} \langle \Delta N(t) \rangle^2 = & \langle \Delta N(0) \rangle^2 = 2 \sinh^2 r \cosh^2 r \\ & + |\alpha|^2 \left[e^{-2r} \cos^2(\theta - \frac{\phi}{2}) + e^{2r} \sin^2(\theta - \frac{\phi}{2}) \right], \end{aligned} \quad (20)$$

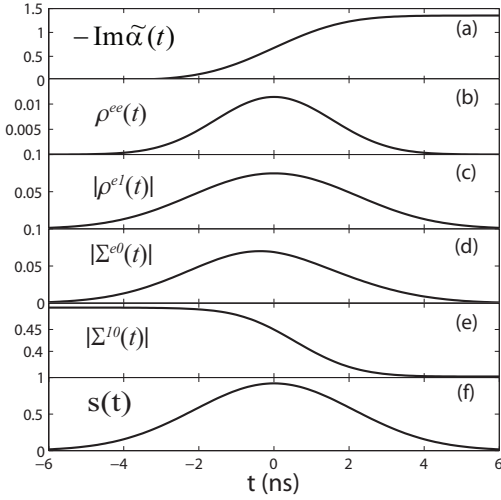


FIG. 2: Numerical simulations of the weak dispersive interaction between squeezed lights and a matter qubit in a cavity. The parameters are $\alpha = 100$, $r = 1$, $g/2\pi = 0.17$ GHz, $\Gamma/2\pi = 1$ MHz, $\kappa = \gamma = 0.2 \times 2\pi$ GHz, $\sigma = 3$ ns, and $\Omega/2\pi = 100$ GHz.

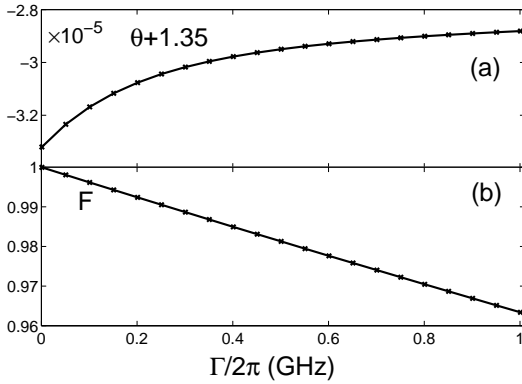


FIG. 3: The phase shift θ of $\tilde{\alpha}(t)$ and fidelity F of the matter qubit after dispersive light-matter interaction versus Γ . The parameters are $\alpha = 100$, $r = 1$, $g/2\pi = 0.17$ GHz, $\kappa = \gamma = 0.2 \times 2\pi$ GHz, $\sigma = 3$ ns, and $\Omega/2\pi = 100$ GHz.

where $N = a^\dagger a$ and $\langle \rangle$ denotes the expectation value for squeezed state $|\alpha, \varepsilon\rangle$, ε should have a corresponding phase shift of 2θ . For simplicity, hereafter, we assume α and ε are real.

We first discuss the approximate solution of Eq.(16), then numerically solve them. Eq.(16d),(16e) are related to the fidelity of dispersive light-matter interaction, which is degraded by internal loss. Those two equations show a phase advancement by Δ , and both a phase and loss from $c(t)$, which corresponds to the phase advance and dephasing from the light. They can be simplified by define

$$\Sigma^{e0}(t) = \langle \beta | \tilde{\beta}(t) \rangle e^{i\Delta} \rho^{e0}(t), \quad (21a)$$

$$\Sigma^{I0}(t) = \langle \beta | \tilde{\beta}(t) \rangle e^{i\Delta} \rho^{I0}(t), \quad (21b)$$

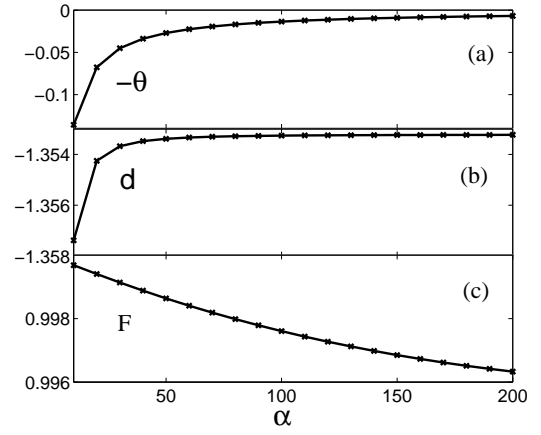


FIG. 4: The phase shift θ , the distinguishability d , and the fidelity F of the matter qubit after dispersive light-matter interaction versus α . The parameters are $r = 1$, $g/2\pi = 0.17$ GHz, $\kappa = \gamma = 0.2 \times 2\pi$ GHz, $\sigma = 3$ ns, and $\Omega/2\pi = 100$ GHz. $\Gamma/2\pi = 10$ MHz.

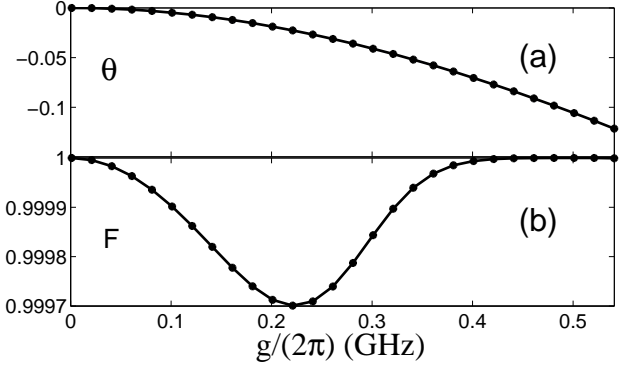


FIG. 5: The phase shift θ of $\tilde{\alpha}(t)$ and the fidelity F of the matter qubit after dispersive light-matter interaction versus coupling g . The parameters are $\alpha = 100$, $r = 1$, $\Gamma/2\pi = 1$ MHz, $\kappa = \gamma = 0.2 \times 2\pi$ GHz, $\sigma = 3$ ns, and $\Omega/2\pi = 100$ GHz.

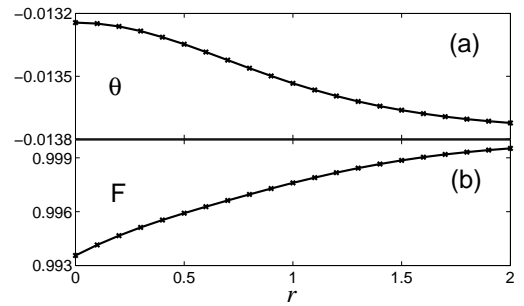


FIG. 6: The phase shift θ of $\tilde{\alpha}(t)$ and the fidelity F of the matter qubit after dispersive light-matter interaction versus squeeze factor r . The parameters are $\alpha = 100$, $g/(2\pi) = (\cosh^2(1) + \sinh^2(1))/(\cosh^2(r) + \sinh^2(r)) \times 0.17$ GHz, $\Gamma/2\pi = 10$ MHz, $\kappa = \gamma = 0.2 \times 2\pi$ GHz, $\sigma = 3$ ns, and $\Omega/2\pi = 100$ GHz.

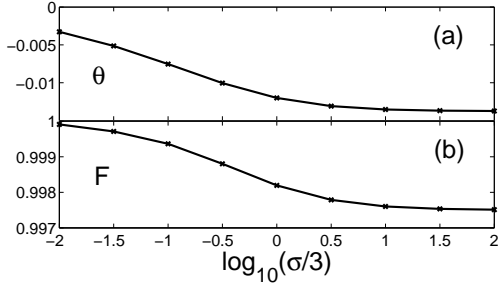


FIG. 7: The phase shift θ of $\tilde{\alpha}(t)$ and the fidelity F of the matter qubit after dispersive light-matter interaction versus $\log_{10}(\sigma/3)$ where σ is in units of ns. The parameters are $\alpha = 100$, $r = 1$, $g/2\pi = 0.17$ GHz, $\Gamma/2\pi = 10$ MHz, $\kappa = \gamma = 0.2 \times 2\pi$ GHz, and $\Omega/2\pi = 100$ GHz.

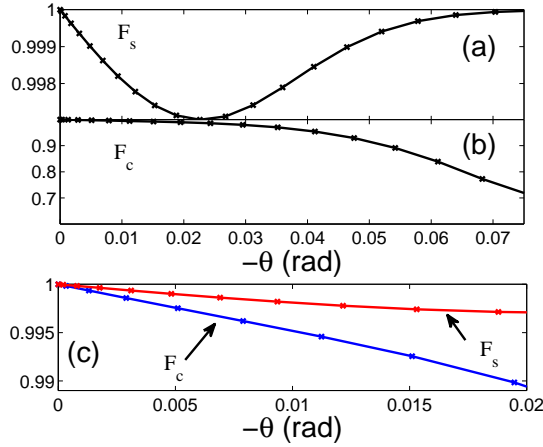


FIG. 8: The fidelity of the matter qubit after dispersive light-matter interaction F_s using squeezed light and F_c using coherent light versus phase shift $-\theta$ of $\tilde{\alpha}(t)$. The parameters are $\alpha = 100$, $\Gamma/2\pi = 10$ MHz, $\kappa = \gamma = 0.2 \times 2\pi$ GHz, $\Omega/2\pi = 100$ GHz, $r = 1$ (a), and $r = 0$ (b).

which obey

$$\dot{\Sigma}^{e0}(t) = -ig\tilde{\delta}(t)S(t)\Sigma^{10}(t) + (i\Omega - \Gamma)\Sigma^{e0}(t), \quad (22a)$$

$$\dot{\Sigma}^{10}(t) = -ig\delta^* S^*(t)\Sigma^{e0}(t). \quad (22b)$$

From Eq.(16a),(16c), we obtain

$$\begin{aligned} |\tilde{\alpha}(t)|^2 &= |\alpha|^2 - \int_0^t \dot{\rho}^{ee}(t') \frac{1 + \mu^2 + |\nu|^2}{2\rho^{11}(0) - 2\rho^{ee}(t)} dt' \\ &\quad - 2\Gamma \int_0^t \rho^{ee}(t') \frac{1 + \mu^2 + |\nu|^2}{2\rho^{11}(0) - 2\rho^{ee}(t)} dt'. \end{aligned} \quad (23)$$

Since $\rho^{ee}(t) \ll \rho^{11}(0)$, which we will see in the following numerical simulation, and $\rho_a^{ee}(t) \rightarrow 0$ as $t \rightarrow \infty$, we arrive at

$$|\tilde{\alpha}(\infty)|^2 = |\alpha|^2 - 2\Gamma \int_0^\infty \rho^{ee}(t') \frac{1 + \mu^2 + |\nu|^2}{2\rho^{11}(0)} dt'. \quad (24)$$

All optical losses arise finally from atomic decay. Other optical losses from the cavity independent from atomic decay

are already incorporated into the definition of $S(t)$. We may approximately solve Eq.(16a)-(16c) for the phase shift and optical loss in the limit of a narrow-band, far detuned pulse. This approximation may be obtained by assuming $gS(t)\tilde{\delta}(t)$ is constant in time, with value $g\bar{S}(t)\alpha$, and solving them for ρ^{ee} and ρ^{e1} . (A similar approach was adopted by [7] and [11]). Using Laplace transforms, only the zero-valued pole of ρ^{ee} and ρ^{e1} being important, we may arrive at the approximation solutions

$$\rho^{ee} \rightarrow \frac{\rho^{11}(0)g^2|S(t)\alpha|^2}{\Gamma^2 + \Omega^2 + 2g^2|\bar{S}\alpha|^2}, \quad (25)$$

$$\rho^{e1} \rightarrow \frac{\rho^{11}(0)gS(t)\alpha}{\Gamma^2 + \Omega^2 + 2g^2|\bar{S}\alpha|^2}(\Omega - i\Gamma). \quad (26)$$

Presuming this solution for ρ^{e1} is maintained as $S(t)$ varies in time, integrating Eq.(16c), we find

$$\tilde{\alpha}(t) = \alpha \left[1 - ig^2 \int_0^t dt' |S(t')|^2 \frac{(\Omega - i\Gamma)(1 + \mu^2 + \nu^2)}{2(\Gamma^2 + \Omega^2 + 2g^2|\bar{S}\alpha|^2)} \right] \quad (27)$$

In a same way, we can find approximation solution of Eq.(22a),(22b),

$$\Sigma^{e0} \rightarrow \Sigma^{e0}(0) \frac{ig\tilde{\alpha}(t)S(t)}{2(i\Omega - \Gamma)}, \quad (28)$$

$$\Sigma^{10} \rightarrow \Sigma^{10}(0) \exp\left(-g^2 \int_0^\infty \frac{\alpha * \tilde{\alpha}(t)|S(t')|^2}{2(\Gamma - i\Omega)} dt'\right). \quad (29)$$

From Eq.(27),(29), we may find that to achieve a certain phase shift of α , the larger the squeeze factor r , the smaller the magnitude of g , thus the higher the fidelity of the matter qubit after dispersive light-matter interactions. The total magnitude of the damping to the desired coherence is

$$|\rho^{10}(t)| = e^{\beta - \tilde{\beta}(t)^2/2} |\Sigma^{10}(t)| \quad (30)$$

For the calculations presented here, we assume this interaction is used for entanglement distribution, in which case $\rho^{10} = 1/2$. Then the final fidelity of our qubit may be written

$$F = \frac{1}{2}(1 + 2|\rho^{10}(t)|). \quad (31)$$

Now we discuss the numerical solution of equations (16a)-(16c),(22a),(22b). All the following simulations assume that S_{in} takes a Gaussian shape, $S_{in} = \sqrt{\frac{\sqrt{2}}{\sqrt{\pi}\sigma_p}} \exp(-\frac{t^2}{\sigma_p^2})$, and $\kappa = \gamma$, thus, from Eq.(3), we have

$$S(t) = 2 \sqrt{\frac{\sqrt{2}}{\gamma\sqrt{\pi}\sigma}} \exp(-\frac{t^2}{\sigma^2}). \quad (32)$$

We also presume $\varepsilon = re^{i\pi}$ and the initial state of the matter qubit is $(|0\rangle + |1\rangle)/2$. The parameters are assumed to be $\Omega/2\pi = 100$ GHz, $\kappa/2\pi = \gamma/2\pi = 0.2$ GHz, $g/2\pi = 0.17$ GHz, which are typical for ^{31}P [7], and $\alpha = 10$, $r = 0$ for coherent state, $|\alpha\rangle$, we have (1) $F_r = 0.99999724$, $\theta = -5.77896$,

$\tilde{\alpha}(\infty) - |\alpha| = -5.8 \times 10^{-7}$ for $\Gamma/2\pi = 1$ MHz, and (2) $F_i = 1.00000014$, $\theta = -5.77896$, $\tilde{\alpha}(\infty) - |\alpha| = 2.7 \times 10^{-13}$ for $\Gamma/2\pi = 0$. $F > 1$ shows that the equations (22a, 22b) does not accurately describe the fidelity of the dispersive interaction. This problem may be solved by including higher order terms in the equations. Here we overcome this problem in a simple way: because under the ideal situation where $\Gamma/2\pi = 0$ and $\kappa = \gamma$, there will be no decoherence arising from the dispersive interaction and the fidelity F_i should be unity, we may use F_i obtained from $\Gamma = 0$ with other parameters being the same as those used to obtain the fidelity F_r for $\Gamma \neq 0$ as the fidelity reference, i.e. we hereafter calculate fidelity using the formula $F = F_r/F_i$. In this way, for the aforesaid example, we have fidelity $F = 0.999997$.

The numerical simulations are shown in Fig. 2. From the simulation, we find that $|\alpha - |\tilde{\alpha}(\infty)||/\alpha = 1.3 \times 10^{-7}$, which show that the change in the magnitude of α is absolutely negligible, and so does the absorption of photons in the interaction. The fidelity of the matter qubit of this operation is $\zeta = 0.9998$, with $\rho_a^{10} = 0.4997 \equiv 0.5\zeta$ with $\zeta = 0.9994$. The phase shift of $\tilde{\alpha}(t)$ is $\theta = -0.01353$. Figure 3 shows that the magnitude of the phase shift $-\theta$ decrease very slight, so does the fidelity F , as the atomic decay Γ increase in three orders from 10^{-3} to 1. Figure 4 shows the dependence of the phase shift θ , the distinguishability $d \equiv \tilde{\alpha}(\infty) \sin \theta$, and the fidelity F on the magnitude of α . With the increasing of the magnitude of coupling factor g , the fidelity F decreases at first, then increases again (see Fig. 5), which shows that the decoherence factor Γ plays less role when g become larger than about $0.22 \times 2\pi$ GHz.

If we increase the squeeze factor r while keeping $g(\cosh^2 r + \sinh^2 r)$ constant, the fidelity F and the magnitude of phase shift θ both increase (see Fig. 6). The phase θ and the fidelity F are dependent on the length of the pulse σ (see Fig. 7). The results of Fig. 8 tell us that we can obtain higher fidelity of the dispersive interaction using squeezed pulses to get a certain phase shift of $\tilde{\alpha}(t)$ than that using coherent ones. Those characters show that this scheme may have good adaptability

to wide range different systems.

In conclusion, this paper has discussed the dispersive interaction of bright squeezed light with an three-level atom in a high-Q cavity. Numerical simulation shows that (1) the lower decoherence of the atom arising from the interaction with the light will available, the larger the squeeze factor of the squeezed pulse is, (2) compared with that using bright coherent light, higher fidelity of the atom qubit can be realized using bright squeezed light.

Acknowledgments This work was supported by National Foundation of Natural Science in China Grant Nos. 60676056 and 10474033, and by the China State Key Projects of Basic Research (2006CB0L1000 and 2005CB623605).

-
- [1] J.M. Raimond, M. Brune, and S. Haroche, Rev. Mod. Phys. **73**, 565 (2001).
 - [2] P. Horak, B.G. Klappauf, A. Haase, R. Folman, J. Schmiedmayer, P. Domokos, and E.A. Hinds, Phys. Rev. A **67**, 43806 (2003).
 - [3] R. Long, T. Steinmets, P. Hommelhoff, W. Hänsel, T.W. Hänsch, and J. Reichel, Phil. Trans. R. Soc. Lond. A **361**, 1375 (2003).
 - [4] J.J. Hope and J.D. Close, Phys. Rev. Lett. **93**, 180402 (2004).
 - [5] T.P. Spiller, K. Nemoto, S.L. Braunstein, W.J. Munro, P. van Loock, and G.J. Milburn, New J.Phys. **8**, 30 (2006).
 - [6] P.van Loock, T.D.Ladd, K.Sanaka, F.Yamaguchi, K.Nemoto, W.J.Munro, and Y.Yamamoto, Phys. Rev. Lett. **96**, 240501 (2006).
 - [7] T.D.Ladd, P.van Loock, K.Nemoto, W.J.Munro, and Y.Yamamoto, New J.Phys. **8**, 184 (2006).
 - [8] P.Chen, C.Piermarocchi, L.J.Sham, D.Gammon, and D.G.Steel, Phys. Rev. B **96**, 010502 (2006).
 - [9] G.Feher, Phys. Rev. **114**, 1219 (1959).
 - [10] D.F.Wall, and G.J.Milburn 1995 Quantum Optics (Berlin: Springer-Verlag).
 - [11] P.Horak, B.G.Klappauf, A.Haase, R.Folman, J.Schmiedmayer, P.Domokos, and E.A.Hinds, Phys. Rev. A **67**, 43806 (2003).
 - [12] M. Orszag 2000 Quantum Optics (Berlin: Springer-Verlag).