

Real Roots of Random Polynomials and Zero Crossing Properties of Diffusion Equation.

Grégory Schehr¹ and Satya N. Majumdar²

¹Laboratoire de Physique Théorique (UMR du CNRS 8627),
Université de Paris-Sud, 91405 Orsay Cedex, France

²Laboratoire de Physique Théorique et Modèles Statistiques,
Université Paris-Sud, Bât. 100, 91405 Orsay Cedex, France

(Dated: September 9, 2021)

We study various statistical properties of real roots of three different classes of random polynomials which recently attracted a vivid interest in the context of probability theory and quantum chaos. We first focus on gap probabilities on the real axis, *i.e.* the probability that these polynomials have no real root in a given interval. For generalized Kac polynomials, indexed by an integer d , of large degree n , one finds that the probability of no real root in the interval $[0, 1]$ decays as a power law $n^{-\theta(d)}$ where $\theta(d) > 0$ is the persistence exponent of the diffusion equation with random initial conditions in spatial dimension d . For $n \gg 1$ even, the probability that they have no real root on the full real axis decays like $n^{-2(\theta(2)+\theta(d))}$. For Weyl polynomials and Binomial polynomials, this probability decays respectively like $\exp(-2\theta_\infty\sqrt{n})$ and $\exp(-\pi\theta_\infty\sqrt{n})$ where θ_∞ is such that $\theta(d) = 2^{-3/2}\theta_\infty\sqrt{d}$ in large dimension d . We also show that the probability that such polynomials have exactly k roots on a given interval $[a, b]$ has a scaling form given by $\exp(-N_{ab}\tilde{\varphi}(k/N_{ab}))$ where N_{ab} is the mean number of real roots in $[a, b]$ and $\tilde{\varphi}(x)$ a universal scaling function. We develop a simple Mean Field (MF) theory reproducing qualitatively these scaling behaviors, and improve systematically this MF approach using the method of persistence with partial survival, which in some cases yields exact results. Finally, we show that the probability density function of the largest absolute value of the real roots has a universal algebraic tail with exponent -2 . These analytical results are confirmed by detailed numerical computations. Some of these results were announced in a recent letter [G. Schehr and S. N. Majumdar, Phys. Rev. Lett. **99**, 060603 (2007)].

PACS numbers: 02.50.-r, 05.40.-a, 05.70.Ln, 82.40.Bj

I. INTRODUCTION

Despite several decades of research, understanding the zero crossing properties of non-Markov stochastic processes remains a challenging issue. Among them, the persistence probability $p_0(t)$ received a particular attention, especially in the context of many-body non-equilibrium statistical physics, both analytically [1] as well as experimentally [2, 3, 4, 5]. The persistence $p_0(t)$ for a time dependent stochastic process with zero mean is defined as the probability that it has not changed sign up to time t . In various physical situations, $p_0(t)$ has a power law tail $p_0(t) \sim t^{-\theta}$ where θ turns out to be a non-trivial exponent whenever the stochastic process under study has a non Markovian dynamics. One such example is the diffusion, or heat equation in space dimension d where a scalar field $\phi(\mathbf{x}, t)$ evolves according to the deterministic equation

$$\partial_t \phi(\mathbf{x}, t) = \nabla^2 \phi(\mathbf{x}, t), \quad (1)$$

with *random* initial conditions $\phi(\mathbf{x}, t=0) = \psi(\mathbf{x})$ where $\psi(\mathbf{x})$ is a Gaussian random field of zero mean with delta correlations $[\psi(\mathbf{x})\psi(\mathbf{x}')]_{\text{ini}} = \delta^d(\mathbf{x} - \mathbf{x}')$. We use the notation $[\dots]_{\text{ini}}$ to denote an average over the initial condition. For a system of linear size L , the persistence $p_0(t, L)$ is the probability that $\phi(\mathbf{x}, t)$, at some fixed point \mathbf{x} in space, does not change sign up to time t . The initial condition being (statistically) invariant under translation in space, this probability does not depend on the position \mathbf{x} . In the scaling limit $t \gg 1$, $L \gg 1$ keeping the ratio t/L^2 fixed, it was found in Ref. [6] that $p_0(t, L)$ takes the scaling form

$$p_0(t, L) \propto L^{-2\theta(d)} h(L^2/t), \quad (2)$$

where $h(u) \sim c^{\text{st}}$, a constant independent of L and t , for $u \ll 1$ and $h(u) \propto u^{\theta(d)}$ for $u \gg 1$ where $\theta(d)$ is a d -dependent exponent. This implies that in the $L \rightarrow \infty$ limit, $p_0(t) \equiv p_0(t, L \rightarrow \infty) \sim t^{-\theta(d)}$ for large t . It was shown in Ref. [6] that the probability $\mathcal{P}_0(T)$ that a Gaussian stationary process (GSP) with zero mean and

correlations $[\cosh(T/2)]^{-d/2}$ decays for large T as $\mathcal{P}_0(T) \sim \exp[-\theta(d)T]$ where $\theta(d)$ is the same as the persistence exponent in diffusion equation. This exponent $\theta(d)$ was measured in numerical simulations [6, 7], yielding for instance $\theta_{\text{sim}}(1) = 0.12050(5)$, $\theta_{\text{sim}}(2) = 0.1875(1)$. The case of dimension $d = 1$ is particularly interesting because $\theta(1)$ was determined experimentally using NMR techniques to measure the magnetization of spin polarized Xe gas [5], yielding $\theta_{\text{exp}}(1) = 0.12$ in good agreement with numerical simulations. In the limit of large dimension d , which will be of interest in the following, one can show that $\theta(d) = 2^{-3/2}\theta_\infty\sqrt{d}$ where θ_∞ is the decay constant associated with the no zero crossing probability of the GSP with Gaussian correlations $\exp(-T^2/2)$, which was studied in the past by engineers, in particular in the context of fading of long-wave radio signals (see for instance Ref. [8]).

A seemingly unrelated topic concerns the study of random algebraic equations which, since the first work by Bloch and Pólya [9] in the 30's, has now a long story [10, 11]. Recently it has attracted a renewed interest in the context of probability and number theory [12] as well as in the field of quantum chaos [13]. In a recent letter [14], we have established a close connection between zero crossing properties of the diffusion equation with random initial conditions (1) and the real roots of real random polynomials (*i.e.* polynomials with real random coefficients). In Ref. [14], we focused on a class of real random polynomials $K_n(x)$ of degree n , the so called generalized Kac polynomials, indexed by an integer d

$$K_n(x) = a_0 + \sum_{i=1}^n a_i i^{\frac{d-2}{4}} x^i. \quad (3)$$

Here, and in the following, a_i 's are independent real Gaussian random variables of zero mean and unit variance $\langle a_i a_j \rangle = \delta_{ij}$ where we use the notation $\langle \dots \rangle$ to denote an average over the random coefficients a_i . In the case of $d = 2$, these polynomials reduce to the standard Kac polynomials [15], which have been extensively studied in the past (see for instance Ref. [12] for a recent review). In that case, we will see below that the statistics of real roots of $K_n(x)$ is identical in the 4 sub-intervals $[-\infty, -1]$, $[-1, 0]$, $[0, 1]$ and $[1, +\infty]$. Instead, for $d \neq 2$, which was studied in Ref. [16], the statistical behavior of real roots of $K_n(x)$ depend on d in the inner intervals, while it is identical to the case $d = 2$ in the outer ones. Focusing on the interval $[0, 1]$, we asked the question : what is the probability $P_0([0, x], n)$, $0 < x < 1$, that $K_n(x)$ has no real root in the interval $[0, x]$? Such probabilities were often studied in the context of random matrices, where they are known as *gap probabilities* [17] and in a recent work [18], Dembo *et al.* showed that, for random polynomials $K_n(x)$ with $d = 2$, $P_0([0, 1], n) \propto n^{-\zeta(2)}$ where the exponent $\zeta(2) = 0.190(8)$ was computed numerically. In Ref. [14], by mapping these two random processes (1) and (3) onto the same GSP, we showed that in the limit $1 - x \ll 1 \ll n$ keeping $n(1 - x)$ fixed, one has (similarly to Eq. (2))

$$P_0([0, x], n) \propto n^{-\theta(d)} h^-(n(1 - x)), \quad (4)$$

with $h^-(y) \rightarrow 1$ for $y \ll 1$ and $h^-(y) \sim y^{\theta(d)}$ for $y \gg 1$, yielding in particular $P_0([0, 1], n) \propto n^{-\zeta(d)}$ thus identifying $\zeta(d) = \theta(d)$. We then extended our study to the probability $P_k([0, 1], n)$ that generalized Kac polynomials have exactly k real roots in $[0, 1]$ and we showed that it has an unusual scaling form (for large k , large n , but keeping the ratio $k/\log n$ fixed)

$$P_k([0, 1], n) \propto n^{-\tilde{\varphi}\left(\frac{k}{\log n}\right)}, \quad (5)$$

where $\tilde{\varphi}(y)$ is a large deviation function, with $\tilde{\varphi}(0) = \theta(d)$. In both cases, our numerical analysis suggested that $h^-(y)$ and $\tilde{\varphi}(y)$ are universal in the sense that they are independent of the distribution of a_i provided $\langle a_i^2 \rangle$ is finite. The purpose of the present paper is twofold : (i) we will give detailed derivations of the results announced in Ref. [14] together with some new results, like the distribution of the largest real root, for generalized Kac polynomials $K_n(x)$ (3), (ii) we extend these results (4, 5) to two other classes of random polynomials which were recently considered in the literature. First we will study Weyl polynomials $W_n(x)$ defined as

$$W_n(x) = \sum_{i=0}^n a_i \frac{x^i}{\sqrt{i!}}. \quad (6)$$

Recently, the distribution of complex zeros of Weyl polynomials with complex coefficients were observed experimentally in a degenerate rotating quasi-ideal atomic Bose gas [19]. Here we will focus instead on the real roots of such

polynomials (6) with real coefficients. Besides, we will consider binomial polynomials $B_n(x)$ defined as

$$B_n(x) = \sum_{i=0}^n a_i \sqrt{\binom{n}{i}} x^i. \quad (7)$$

As is pointed out by Edelman and Kostlan [12], "this particular random polynomial is probably the more natural definition of a random polynomial". In the literature, they are sometimes called $SO(2)$ random polynomials because their m -point joint probability distribution of zeros is $SO(2)$ invariant for all m [20]. We will show below that the gap probabilities for these classes of random polynomials (6, 7) are closely related to the persistence probability for the diffusion equation in the limit of large dimension. Our main results, together with the layout of the paper, are summarized below.

1. In section II, we briefly recall the main properties of the persistence probability, $p_0(t, L)$, for the diffusion equation with random initial conditions. In section II-A, we recall the finite size scaling for $p_0(t, L)$ in dimension d whereas in section II-B, we focus on the limit $d \rightarrow \infty$.
2. Section III is devoted to real random polynomials, where our main results are presented. In section III-A, we present a detailed study of the density of real roots for these three classes of polynomials, which turns out to behave quite differently in all the three cases under investigations (3, 6, 7). In section III-B, we will turn to the analysis of gap probabilities, which we will first analyse from the point of view of two-point correlations. Next, we will present a mean field approach, or Poissonian approximation, which neglects the correlations between the real roots of these polynomials, to compute the gap probabilities. We will further show how this mean field approximation can be systematically improved using the persistence probability with partial survival [21], which in some cases even yields exact results. In particular we show that the probability $q_0(n)$ that these polynomials have no root on the full real axis is given by

$$\begin{aligned} q_0(n) &\sim n^{-2(\theta(d)+\theta(2))} && \text{for } K_n(x), \\ q_0(n) &\sim \exp(-2\theta_\infty\sqrt{n}) && \text{for } W_n(x), \\ q_0(n) &\sim \exp(-\pi\theta_\infty\sqrt{n}) && \text{for } B_n(x). \end{aligned} \quad (8)$$

In section III-C, we will then generalize this study to the probability that these polynomials have exactly k real roots on a given real interval. Extending the results obtained in Ref. [14] for $K_n(x)$ like in Eq. (5), to Weyl and Binomial polynomials, we will show that the probability $q_k(n)$ that $W_n(x)$ and $B_n(x)$ have exactly k roots on the full real axis has a scaling form (for large k , large n , but keeping the ratio k/\sqrt{n} fixed) given by

$$q_k(n) \sim \exp[-\sqrt{n}\tilde{\varphi}(k/\sqrt{n})], \quad (9)$$

where $\tilde{\varphi}(y)$ is a large deviation function, which depends on the polynomials under consideration $W_n(x)$ or $B_n(x)$. We will also show that these scaling forms in Eq. (5, 9) can be qualitatively described by the aforementioned mean field approximation. To end up, we study in section III-D the probability density (p.d.f.) $p_{\max}(x)$ of the largest absolute value of the real roots and obtain the exact asymptotic result

$$p_{\max}(x) \propto \frac{1}{x^2}, \quad x \gg 1, \quad (10)$$

for all the three classes of random polynomials under investigation. All our analytical results will be verified by numerical computations and some details of the analytical computations involved in this section have been left in Appendices A, B, C, D and E.

3. Finally section IV contains our conclusions and perspectives.

II. A BRIEF OVERVIEW ON PERSISTENCE FOR DIFFUSION EQUATION IN DIMENSION d

A. Persistence exponent $\theta(d)$ and finite size scaling

We consider a scalar field $\phi(\mathbf{x}, t)$ in a d -dimensional space which evolves in time under the diffusion equation (1). For a system of linear size L , the solution of the diffusion equation in the bulk of the system is

$$\phi(\mathbf{x}, t) = \int_{|\mathbf{y}| \leq L} d\mathbf{y} \mathcal{G}(\mathbf{x} - \mathbf{y}, t) \psi(\mathbf{y}) \quad , \quad \mathcal{G}(\mathbf{x}) = (4\pi t)^{-d/2} \exp(-\mathbf{x}^2/4t), \quad (11)$$

where $\psi(\mathbf{x}) = \phi(\mathbf{x}, 0)$ is the initial uncorrelated Gaussian field. Since Eq. (11) is linear, $\phi(\mathbf{x}, t)$ is a Gaussian variable for all time $t \geq 0$. Therefore its zero crossing properties are completely determined by the two time correlator $[\phi(\mathbf{x}, t)\phi(\mathbf{x}, t')]_{\text{ini}}$. To study the persistence probability $p_0(t, L)$ it is customary to study the normalized process $X(t) = \phi(\mathbf{x}, t)/[\phi(\mathbf{x}, t^2)]_{\text{ini}}^{1/2}$ [1]. Its autocorrelation function $a(t, t') = [X(t)X(t')]_{\text{ini}}$ is computed straightforwardly from the solution in Eq. (11). One obtains $a(t, t') \equiv a(\tilde{t}, \tilde{t}')$ with $\tilde{t} = t/L^2$, $\tilde{t}' = t'/L^2$ and

$$a(\tilde{t}, \tilde{t}') = \begin{cases} \left(\frac{4\tilde{t}\tilde{t}'}{(\tilde{t} + \tilde{t}')^2} \right)^{d/4} & , \quad \tilde{t}, \tilde{t}' \ll 1 \\ 1 & , \quad \tilde{t}, \tilde{t}' \gg 1. \end{cases} \quad (12)$$

We first focus on the time regime $\tilde{t}, \tilde{t}' \ll 1$. In terms of logarithmic time variable $T = \log \tilde{t}$, $X(T)$ is a GSP with correlator

$$a(T, T') \equiv a(T - T') = [\cosh(|T - T'|/2)]^{-d/2}, \quad (13)$$

which decays exponentially for large $|T - T'|$. Thus the persistence probability $p_0(t, L)$, for $t \ll L^2$, reduces to the computation of the probability $\mathcal{P}_0(T)$ of no zero crossing of $X(T)$ in the interval $[0, T]$. It is well known [22] that if $a(T) < 1/T$ at large T then $\mathcal{P}_0(T) \sim \exp[-\theta T]$ for large T where the decay constant θ depends on the full stationary correlator $a(T)$. Reverting back to the original time $t = e^T$, one finds $p_0(t, L) \sim t^{-\theta(d)}$, for $t \ll L^2$. In the opposite limit $t \gg L^2$, one has $p_0(t, L) \rightarrow A_L$, a constant which depends on L . These two limiting behaviors of $p_0(t, L)$ can be combined into a single finite size scaling form as in Eq. (2).

Despite many efforts, there exists no exact result for $\theta(d)$. However various approximation methods have been developed to estimate it. One of the most powerful is the so called Independent Interval Approximation (IIA) [23], which assumes the statistical independence of the intervals between successive zeros of $\phi(\mathbf{x}, t)$. This gives *e.g.* $\theta_{\text{IIA}}(1) = 0.1203\dots$, $\theta_{\text{IIA}}(2) = 0.1862\dots$ [6] in remarkable agreement with numerical simulations. A more systematic approach is via persistence with partial survival [21], which we will use below (see section III-B). An alternative systematic approach consists in performing a small d expansion [24] yielding $\theta(d) = d/4 - 0.12065\dots d^{3/2} + \dots$, which would certainly require higher order terms to make it numerically competitive. Yet another systematic approach is a series expansion introduced in the context of "discrete time persistence", yielding results for $\theta(d)$ which are in very good agreement with numerical simulations [25].

B. Persistence in the limit of large dimension d

As we will see later, some statistical properties of the real roots of the polynomials $W_n(x)$ (6) and $B_n(x)$ (7) turn out to be related to the statistics of zero crossings of the diffusion equation in the limit of large dimension d . To study the persistence probability in that limit one performs a rescaling of the T variable in Eq. (13), $T = 2^{3/2}\tilde{T}/\sqrt{d}$ such that

$$a(T - T') = a\left(2^{3/2}\frac{\tilde{T} - \tilde{T}'}{\sqrt{d}}\right) \sim \exp\left[-\frac{1}{2}(\tilde{T} - \tilde{T}')^2\right], \quad d \gg 1. \quad (14)$$

Therefore in the limit of large dimension d , one has $\theta(d) = 2^{-3/2}\theta_\infty\sqrt{d}$ where θ_∞ is the decay constant associated with the no zero crossing probability of the GSP with correlator $\exp[-\frac{1}{2}(T - T')^2]$. Even in that limit, there is no exact result for θ_∞ . However, it can be approximately estimated using IIA [23], yielding $\theta_{\infty, \text{IIA}} = 0.411497\dots$ [6] in very good agreement with numerical simulations $\theta_{\infty, \text{sim}} = 0.417(3)$ [7].

III. RANDOM POLYNOMIALS

We now focus on statistical properties of the real roots of random polynomials, extending our previous study presented in Ref. [14]. Being Gaussian processes, the statistical properties of these polynomials are determined by the 2-point correlators $C_n(x, y)$, given by

$$C_n(x, y) = \langle K_n(x)K_n(y) \rangle = 1 + \sum_{i=1}^n i \frac{d-2}{2} (xy)^i \quad \text{for Kac polynomials ,} \quad (15)$$

$$C_n(x, y) = \langle W_n(x)W_n(y) \rangle = \sum_{i=0}^n \frac{(xy)^i}{i!} \quad \text{for Weyl polynomials ,} \quad (16)$$

$$C_n(x, y) = \langle B_n(x)B_n(y) \rangle = \sum_{i=0}^n \binom{n}{i} (xy)^i = (1 + xy)^n \quad \text{for Binomial polynomials .} \quad (17)$$

For simplicity, we chose the same notation $C_n(x, y)$ for the three classes of polynomials under study, and we will do so for other quantities. In the following, these three polynomials will be treated separately so this should not induce any confusion. For later purposes it is convenient to introduce the normalized correlator $\hat{C}_n(x, y)$ with

$$\hat{C}_n(x, y) = \frac{C_n(x, y)}{\sqrt{C_n(x, x)C_n(y, y)}} . \quad (18)$$

Notice that $\hat{C}_n(x, y) = \hat{C}_n(1/x, 1/y)$ for Kac polynomials $K_n(x)$ with $d = 2$ and for Binomial polynomials $B_n(x)$.

A. Density and mean number of real roots

Let us denote $\lambda_1, \lambda_2, \dots, \lambda_p$ the p real roots (if any) of one of these random polynomials in Eq. (3, 6, 7). The mean density of real roots $\rho_n(x)$ is given by

$$\rho_n(x) = \sum_{i=1}^p \langle \delta(x - \lambda_i) \rangle = \langle |K'_n(x)| \delta(K_n(x)) \rangle , \quad \text{for Kac polynomials ,} \quad (19)$$

and similarly for Weyl polynomials $W_n(x)$ and Binomial polynomials $B_n(x)$. Under this form (19), one observes that the computation of the mean density involves the joint distribution of the polynomial $K_n(x)$ and its derivative $K'_n(x)$ which is simply a bivariate Gaussian distribution. Thus computing $\rho_n(x)$ involves a double integration of a bivariate Gaussian distribution. This can be easily performed to obtain the following well known result

$$\rho_n(x) = \frac{\sqrt{c_n(x)(c'_n(x)/x + c''_n(x)) - [c'_n(x)]^2}}{2\pi c_n(x)} , \quad c_n(x) = C_n(x, x) . \quad (20)$$

This formula (20) can be written in a very compact way [12] :

$$\rho_n(x) = \frac{1}{\pi} \sqrt{\partial_u \partial_v \log C_n(u, v)} \Big|_{u=v=x} . \quad (21)$$

For these different polynomials in Eq. (3, 6, 7), we will be interested in the number of real roots on a given interval $[a, b]$, which we will denote $N_n[a, b]$. Being a random variable, we will focus on its moments $\langle N_n^k[a, b] \rangle$, with $k \in \mathbb{N}$. In particular, one has from the definition of $\rho_n(x)$ in Eq. (19)

$$\langle N_n[a, b] \rangle = \int_a^b \rho_n(x) dx , \quad (22)$$

and higher cumulants will be considered below.

1. Generalized Kac polynomials

One remarkable property of the generalized Kac polynomials $K_n(x)$ is that, in the large n limit, the roots in the complex plane tend to accumulate close to the unit circle centered at the origin. In the left panel of Fig. 1, we show

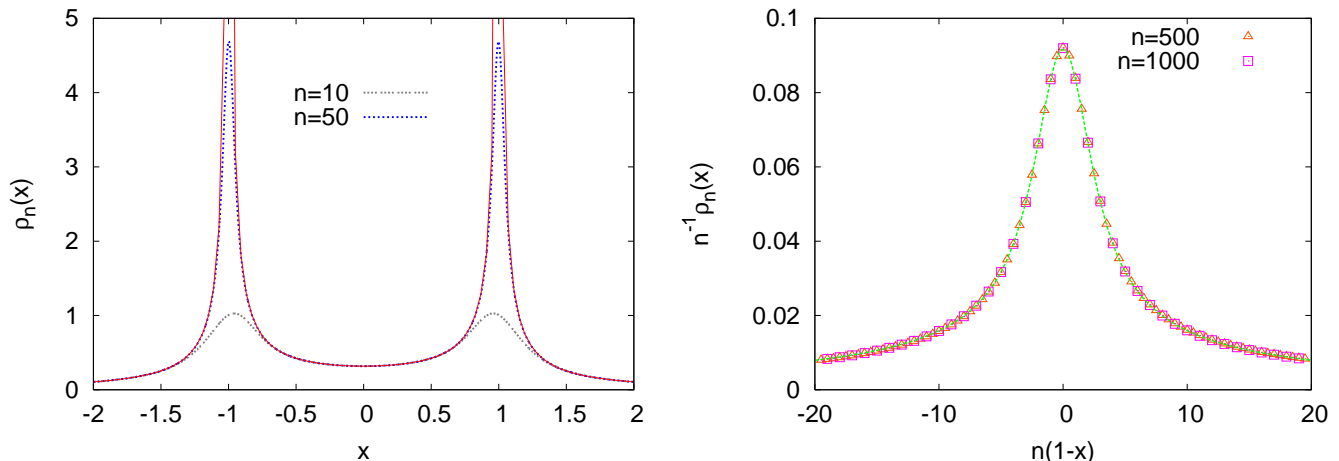


FIG. 1: **Left** : Mean density of real roots $\rho_n(x)$ for Kac polynomials $K_n(x)$ (3) and $d = 2$ as a function of x for different values of $n = 10, 50$ (dotted lines). The solid line is the analytic expression $\rho_\infty(x)$ in Eq. (25) for $|x| < 1$ and in Eq. (27) for $|x| > 1$. **Right** : Plot of $n^{-1}\rho_n(x)$ as a function of $n(1-x)$ for $n = 500, 1000$ (and thus x close to ± 1). The dotted line is the function $\rho^K(y)$ in Eq. (31). There is no fitting parameter.

a plot of the density of real roots $\rho_n(x)$ for $d = 2$ computed from Eq. (21) for different values of $n = 10$ and 50 . In the large n limit, one clearly sees that the real roots of such polynomials are concentrated around $x = \pm 1$, where the density is diverging. This can be seen by computing $\rho_n(\pm 1)$ from Eq. (21)

$$\rho_n(\pm 1) = \frac{1}{\pi} \frac{((1 + \mathcal{H}(n, 1 - d/2))\mathcal{H}(n, -d/2 - 1) - \mathcal{H}(n, -d/2)^2)^{\frac{1}{2}}}{1 + \mathcal{H}(n, 1 - d/2)} \propto \frac{2n}{\pi(d+2)} \sqrt{\frac{d}{d+4}}, \quad (23)$$

where $\mathcal{H}(n, r) = \sum_{k=1}^n k^{-r}$ is a generalized harmonic number [27]. To obtain the asymptotic behavior in the large n limit of the above equation (23) we used $\mathcal{H}(n, r) \propto n^{1-r}/(1-r)$, for large n and $r < 1$.

Away from these singularities, $\rho_n(x)$ has a good limit when $n \rightarrow \infty$. However, one has to treat separately the cases $|x| < 1$ and $|x| > 1$. For $|x| < 1$, the calculation is straightforward because $C_n(x, y)$ in Eq. (15) has a good limit $n \rightarrow \infty$ when $x, y < 1$. This yields

$$\rho_\infty(x) = \frac{[\text{Li}_{-1-d/2}(x^2)(1 + \text{Li}_{1-d/2}(x^2)) - \text{Li}_{-d/2}^2(x^2)]^{\frac{1}{2}}}{\pi|x|(1 + \text{Li}_{1-d/2}(x^2))}, \quad |x| < 1, \quad (24)$$

where $\text{Li}_n(z) = \sum_{i=1}^{\infty} z^i/i^n$ is the polylogarithm function [27]. In particular, one has $\rho_\infty(0) = 1/\pi$ for all d , and $\rho_\infty(x) \sim (d/2)^{\frac{1}{2}}(2\pi((1-x)))^{-1}$ for $x \rightarrow 1^-$. For instance, one has for $|x| < 1$

$$\rho_\infty(x) = \frac{1}{\pi(1-x^2)} \quad \text{in } d = 2, \quad \rho_\infty(x) = \frac{1}{\pi(1-x^2)} \sqrt{\frac{x^8 + 2x^6 - 4x^4 + 2x^2 + 1}{x^8 - 2x^6 + 3x^4 - 2x^2 + 1}} \quad \text{in } d = 4. \quad (25)$$

For $|x| > 1$, the analysis is different because the correlator $C_n(x, y)$ in Eq. (15) does not converge any more in the limit $n \rightarrow \infty$ when $x, y > 1$. Instead, one has in that case (see also Ref. [16])

$$C_n(x, y) = 1 + \sum_{i=1}^n i^{\frac{d-2}{2}} (xy)^i \propto \frac{n^{\frac{d-2}{2}} (xy)^{n+1}}{xy - 1}, \quad x, y > 1. \quad (26)$$

This leads to the expression for the density $\rho_\infty(x)$ for $|x| > 1$:

$$\rho_\infty(x) = \frac{1}{\pi(x^2 - 1)}, \quad (27)$$

independently of d . To understand better the divergence of $\rho_n(x)$ around $x = \pm 1$ (23) when $n \gg 1$, we focus on $\rho_n(x)$ around $x = 1$. In the limit $n \gg 1$ and $1 - x \ll 1$ keeping $y = n(1 - x)$ fixed, one shows in Appendix A (see also [28]) that

$$\rho_n(x) = n\rho^K(n(1 - x)), \quad \rho^K(y) = \frac{1}{\pi} \sqrt{\frac{I_{d/2+1}(y)}{I_{d/2-1}(y)} - \left(\frac{I_{d/2}(y)}{I_{d/2-1}(y)}\right)^2}, \quad (28)$$

$$I_m(y) = \int_0^1 dx x^m \exp(-2yx). \quad (29)$$

One has $\rho^K(0) = \frac{2}{\pi} \frac{1}{d+2} \sqrt{\frac{d}{d+4}}$, recovering the large n behavior in Eq. (23) and its asymptotic behaviors are given by (see Appendix A)

$$\rho^K(y) \sim \begin{cases} \frac{1}{2\pi y} \sqrt{\frac{d}{2}} & , \quad y \rightarrow +\infty \\ \frac{1}{2\pi|y|} & , \quad y \rightarrow -\infty. \end{cases} \quad (30)$$

For instance, one has

$$\rho^K(y) = \frac{1}{2\pi} \left(\frac{1}{y^2} - \frac{1}{\sinh^2 y} \right)^{1/2}, \quad \text{in } d = 2. \quad (31)$$

In the right panel of Fig. 1, we show a plot of $n^{-1}\rho_n(x)$, where $\rho_n(x)$ is given in Eq. (A1), as a function of $n(1 - x)$ for $d = 2$ and different large values of $n = 500, 1000$ together with the asymptotic results in Eq. (31) : we find a very good agreement with these analytic predictions (28, 31).

Having computed the mean density of real roots, we now focus on $\langle N_n([a, b]) \rangle$. On the interval $[0, 1]$ the main contribution to the mean number of real roots comes, for large n , from the vicinity of $x = 1$. Therefore, to compute $\langle N_n[0, 1] \rangle$ to leading order in n , one uses the scaling form for the density in Eq. (28), valid close to $x = 1$, and the asymptotic behavior in Eq. (30) to obtain for $n \gg 1$

$$\langle N_n[0, 1] \rangle = \langle N_n[-1, 0] \rangle = \int_0^n \rho^K(y) dy + \mathcal{O}(1) = \frac{1}{2\pi} \sqrt{\frac{d}{2}} \log n + \mathcal{O}(1), \quad (32)$$

where the corrections of order $\mathcal{O}(1)$ receive contributions from the whole interval $[0, 1]$ (not only from the vicinity of $x = \pm 1$).

Similarly, one gets from Eq. (28) and Eq. (30):

$$\langle N_n[-\infty, -1] \rangle = \langle N_n[1, +\infty] \rangle = \int_0^n \rho^K(-y) dy + \mathcal{O}(1) = \frac{1}{2\pi} \log n + \mathcal{O}(1), \quad (33)$$

which is independent of d [16]. From Eqs (32, 33) we compute the total number of roots on the real axis :

$$\langle N_n([-\infty, +\infty]) \rangle = \frac{1}{\pi} \left(1 + \sqrt{\frac{d}{2}} \right) \log n + \mathcal{O}(1), \quad (34)$$

thus recovering, in a way similar to the one used in Ref. [12] for $d = 2$, the result of [16]. Notice that for $d = 2$ the higher order terms of the large n expansion in this formula (34) have been obtained by various authors (see for instance Ref. [12, 29]), although, to our knowledge, they have not been computed for $d \neq 2$.

In view of future purposes, we also compute $\langle N_n[0, x] \rangle$ in the asymptotic limit where $n \gg 1$, and $0 < 1 - x \ll 1$ with $n(1 - x)$ kept fixed :

$$\langle N_n[0, x] \rangle = \langle N_n[0, 1] \rangle - \eta_-(n(1 - x)) , \quad (35)$$

$$\eta_-(y) = \int_0^y du \rho^K(u) , \quad (36)$$

such that $\eta_-(0) = 0$ and with the asymptotic behavior obtained from Eq. (30)

$$\eta_-(y) \sim \frac{1}{2\pi} \sqrt{\frac{d}{2}} \log y \quad , \quad y \rightarrow \infty . \quad (37)$$

Similarly, we compute $\langle N_n[x, \infty] \rangle$ when $x > 1$ and obtain for $n \gg 1$ and $0 < x - 1 \ll 1$ keeping $y = n(x - 1)$ fixed

$$\langle N_n[x, \infty] \rangle = \langle N_n[1, \infty] \rangle - \eta_+(n(x - 1)) , \quad (38)$$

$$\eta_+(y) = \int_0^y du \rho^K(-u) , \quad (39)$$

such that $\eta_+(0) = 0$ and with the asymptotic behavior obtained from Eq. (30)

$$\eta_+(y) \sim \frac{1}{2\pi} \log y \quad , \quad y \rightarrow \infty . \quad (40)$$

We conclude this subsection by noting that, for $d = 2$, the statistics of real roots of $K_n(x)$ is identical in the 4 sub-intervals $[-\infty, -1]$, $[-1, 0]$, $[0, 1]$ and $[1, +\infty]$. Instead, for $d \neq 2$, the statistical behavior of real roots of $K_n(x)$ depend on d in the two inner intervals, while it is identical to the case $d = 2$ in the two outer ones. In addition, we will see below that the polynomials $K_n(x)$ (3) take independent values in these 4 subintervals.

2. Weyl polynomials

For Weyl polynomials $W_n(x)$ in Eq. (6), the expression of the correlation function (16) together with the expression for the density in Eq. (21) yields

$$\rho_n(x) = \frac{1}{\pi} \sqrt{1 + \frac{x^{2n}(x^2 - n - 1)}{e^{x^2} \Gamma(n + 1, x^2)} - \frac{x^{4n+2}}{[e^{x^2} \Gamma(n + 1, x^2)]^2}} , \quad (41)$$

where $\Gamma(n, x) = \int_x^\infty dt e^{-t} t^{n-1}$ is the incomplete gamma function [27]. In Fig. 2, we show a plot of $\rho_n(x)$ (41) for different values of $n = 50, 100$ and 500 . One obtains straightforwardly, in the limit $n \rightarrow \infty$ the uniform density

$$\rho_\infty(x) = \frac{1}{\pi} . \quad (42)$$

For n large but finite, the density is uniform like in Eq. (42) up to $|x| \sim \sqrt{n}$ above which it vanishes (see Fig. 2). Indeed, one shows in Appendix B that for $n \gg 1$, one has

$$\rho_n(x) \sim \begin{cases} \pi^{-1} & , \quad |x| \ll \sqrt{n} , \\ \frac{\sqrt{n}}{\pi x^2} & , \quad |x| \gg \sqrt{n} . \end{cases} \quad (43)$$

One notices that this behavior of the density of real roots for Weyl polynomials (43) is similar to the density of real eigenvalues for Ginibre random matrices [30], *i.e.* random $n \times n$ matrices formed from i.i.d. Gaussian entries. Besides, from this scaling form (43) one obtains the number of real roots in the interval $[-x, x]$, $x > 0$, in the large n limit as

$$\langle N_n[-x, x] \rangle = \int_{-x}^x dt \rho_n(t) \sim \begin{cases} 2x/\pi , & x < \sqrt{n} \\ 2\sqrt{n}/\pi , & x \geq \sqrt{n} , \end{cases} \quad (44)$$

from which one gets the total number of real roots for $n \gg 1$ (see also Ref. [31])

$$\langle N_n[-\infty, +\infty] \rangle \sim \frac{2}{\pi} \sqrt{n} . \quad (45)$$

To our knowledge, the higher order terms in this large n expansion are not known.

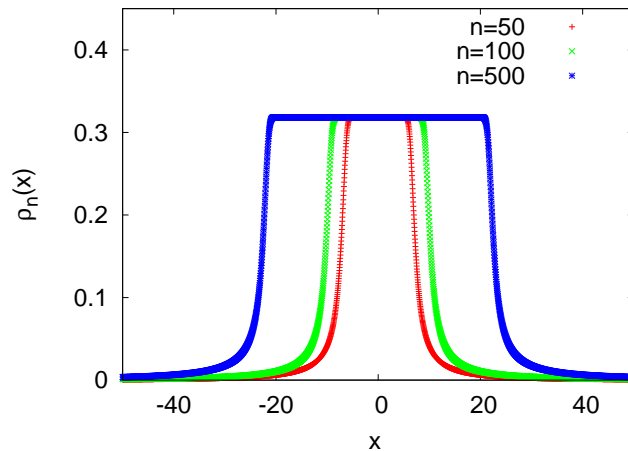


FIG. 2: Mean density of real roots $\rho_n(x)$ given in Eq. (41) for Weyl polynomials $W_n(x)$ (6) as a function of x for different values of $n = 50, 100$ and 500 .

3. Binomial polynomials

For binomial polynomials, the computation of the density $\rho_n(x)$ is straightforward. Indeed, using Eq. (17) together with the formula for the density (21), one obtains

$$\rho_n(x) = \sqrt{n}\rho^B(x) \quad , \quad \rho^B(x) = \frac{1}{\pi(1+x^2)} \quad , \quad (46)$$

exactly for all $n > 1$ [12, 20].

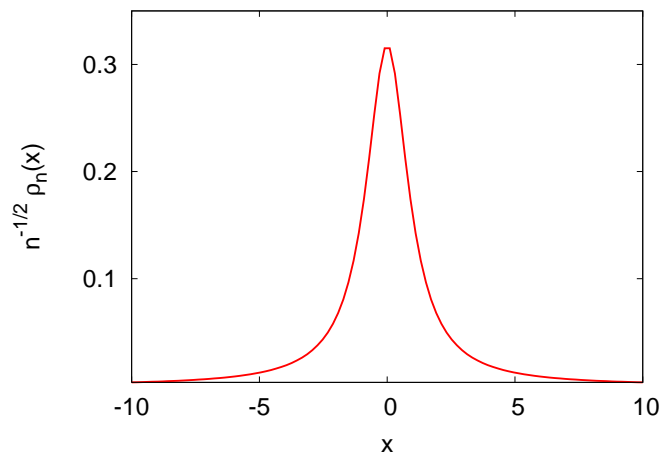


FIG. 3: Scaled mean density of real roots $n^{-1/2}\rho_n(x)$ as a function of x (46) for binomial polynomials $B_n(x)$ (7).

In Fig. 3, we show a plot of $\rho^B(x)$ as a function of x . This formula (46) yields

$$\langle N_n[a, b] \rangle = \int_a^b \rho_n(t) dt = \frac{\sqrt{n}}{\pi} (\text{ArcTan } b - \text{ArcTan } a) \quad , \quad (47)$$

from which one gets the very simple result (see for instance Ref. [12])

$$\langle N_n[-\infty, +\infty] \rangle = \sqrt{n} \quad , \quad \text{exactly } \forall n \quad . \quad (48)$$

B. "Gap probability" on the real axis

We now study another aspect of the statistical properties of the real roots of these polynomials and focus on the probability $P_0([a, b], n)$ that they have no real root on a given interval $[a, b]$. The interval under study will depend on the polynomials $K_n(x)$, $W_n(x)$ or $B_n(x)$.

1. Results from the correlation function

These polynomials, as a function of x , are Gaussian processes and therefore their zero-crossing properties are completely determined by the two-point correlators given in Eq. (15-17).

Generalized Kac polynomials: For these polynomials $K_n(x)$, given the singularity of the mean density $\rho_n(x)$ around $x = \pm 1$ (see Fig. 1), it is natural to study separately $P_0([0, x], n)$, for $x < 1$, and $P_0([x, \infty], n)$ for $x > 1$. We first focus on $P_0([0, x], n)$ and reparametrize $K_n(x)$ with a change of variable, $x = 1 - 1/t$. One finds that the relevant scaling limit of $C_n(t, t')$ is obtained for $t, t', n \rightarrow \infty$ keeping $\tilde{t} = t/n$ and $\tilde{t}' = t'/n$ fixed. In that scaling limit the discrete sum in Eq. (15) can be viewed as a Riemann sum and one finds

$$C_n(x, y) \propto n^{d/2} I_{d/2-1} \left(\frac{1}{2\tilde{t}} + \frac{1}{2\tilde{t}'} \right), \quad (49)$$

where $I_m(y)$ is defined in Eq. (29). Thus the normalized correlator $\hat{C}_n(t, t') \rightarrow \mathcal{C}(\tilde{t}, \tilde{t}')$ with the asymptotic behaviors (see Eq. (A5))

$$\mathcal{C}(\tilde{t}, \tilde{t}') \sim \begin{cases} \left(4 \frac{\tilde{t}\tilde{t}'}{(\tilde{t}+\tilde{t}')^2} \right)^{\frac{d}{4}}, & \tilde{t}, \tilde{t}' \ll 1 \\ 1, & \tilde{t}, \tilde{t}' \gg 1. \end{cases} \quad (50)$$

Thus this correlator is exactly the same as the one found for diffusion, $\mathcal{C}(\tilde{t}, \tilde{t}') = a(\tilde{t}, \tilde{t}')$ in Eq. (12). Since a Gaussian process is completely characterized by its two-point correlator, we conclude that the diffusion process and the random polynomial are essentially the same Gaussian process and hence have the same zero crossing properties. Therefore, in complete analogy with Eq. (2) we propose the scaling form for generalized Kac polynomials

$$P_0([0, x], n) = \mathcal{A}_{d,n}^- n^{-\theta(d)} h^-(n(1-x)), \quad (51)$$

where $\mathcal{A}_{d,n}^-$, which is independent of x , is such that $\lim_{n \rightarrow \infty} \log \mathcal{A}_{d,n}^- / \log n = 0$ and $h^-(y) \rightarrow 1$ for $y \ll 1$ whereas $h^-(y) \sim y^{\theta(d)}$ for $y \gg 1$, where $\theta(d)$ is the persistence exponent associated to the diffusion equation in dimension d . Defined in this way (51), $h^-(u)$ is a universal function (see below), although the amplitude $\mathcal{A}_{d,n}^-$ is not. Note that n here plays the role of L^2 in diffusion problem while the variable $1-x$ is the analogue of the inverse time $1/t$.

Similarly, we focus on $P_0([x, \infty], n)$, $x > 1$, and reparametrize the polynomial with a change of variable, $x = 1 + 1/t$. One finds that the relevant scaling limit of $C_n(t, t')$ is obtained for $t, t', n \rightarrow \infty$ keeping $\tilde{t} = t/n$ and $\tilde{t}' = t'/n$ fixed and one obtains

$$C_n(x, y) \propto n^{d/2} I_{d/2-1} \left(-\frac{1}{2\tilde{t}} - \frac{1}{2\tilde{t}'} \right), \quad (52)$$

where $I_m(y)$ is defined in Eq. (29). Thus $\hat{C}_n(x, y) \rightarrow \mathcal{C}(\tilde{t}, \tilde{t}')$ with the asymptotic behaviors (see Eq. (A5))

$$\mathcal{C}(\tilde{t}, \tilde{t}') \sim \begin{cases} \left(4 \frac{\tilde{t}\tilde{t}'}{(\tilde{t}+\tilde{t}')^2} \right)^{\frac{1}{2}}, & \tilde{t}, \tilde{t}' \ll 1 \\ 1, & \tilde{t}, \tilde{t}' \gg 1, \end{cases} \quad (53)$$

independently of d . Therefore, in complete analogy with Eq. (2) we propose the scaling form for random polynomials

$$P_0([x, \infty], n) = \mathcal{A}_{d,n}^+ n^{-\theta(2)} h^+(n(x-1)), \quad (54)$$

where $\mathcal{A}_{d,n}^+$, which is independent of x is such that $\lim_{n \rightarrow \infty} \log \mathcal{A}_{d,n}^+ / \log n = 0$ and $h^+(y) \rightarrow 1$ for $y \ll 1$ whereas $h^-(y) \sim y^{\theta(2)}$ for $y \gg 1$.

Using the correlator $\hat{C}_n(x, y)$, one shows the statistical independence of the real roots of $K_n(x)$ in the four sub-intervals $[-\infty, -1]$, $[-1, 0]$, $[0, 1]$ and $[1, +\infty]$. Consider for instance the intervals $[0, 1]$ and $[1, +\infty]$. Given that the real roots in the interval $[0, +\infty]$ are concentrated, for $n \gg 1$, around $x = 1$ we introduce $x = 1 - 1/t$ and $y = 1 + 1/t'$ and consider the limit $t, t', n \rightarrow \infty$. One easily obtains

$$\hat{C}_n(1 - 1/t, 1 + 1/t') \propto e^{-n/\text{Max}(t, t')}, \quad (55)$$

which decays to 0 exponentially for large n . Therefore one concludes that the zeros of $K_n(x)$ in the sub-intervals $[0, 1]$ and $[1, \infty]$ are essentially independent. In a similar way, one shows that the real roots of $K_n(x)$ on the four subintervals delimited by ± 1 are statistically independent. Finally combining Eqs (51, 54) together with (55) one obtains the exact asymptotic result for the probability of no real root as

$$P_0([-\infty, \infty], n) \propto n^{-2(\theta(d) + \theta(2))}. \quad (56)$$

We conclude this paragraph by presenting a heuristic argument which allows to connect the zero crossing properties of the diffusion equation to the one of the real roots of $K_n(x)$. For that purpose, we consider the solution of the diffusion equation with random initial condition (11) and we focus on $\phi(0, t)$, without any loss of generality. Following Ref. [24], one observes that the solid angle integration in that expression can be absorbed into a redefinition of the random field, yielding

$$\phi(0, t) = \frac{S_d^{1/2}}{(4\pi t)^{d/2}} \int_0^L dr r^{(d-1)/2} e^{-r^2/t} \Psi(r), \quad (57)$$

where S_d is the surface of the d -dimensional unit sphere and $\Psi(r)$ is given by [24]

$$\Psi(r) = S_d^{-1/2} r^{-\frac{1}{2}(d-1)} \lim_{\Delta r \rightarrow 0} \frac{1}{\Delta r} \int_{r < x < r + \Delta r} d\mathbf{x} \psi(\mathbf{x}), \quad (58)$$

which is thus a random Gaussian variable of zero mean and correlations $\langle \Psi(r) \Psi(r') \rangle = \delta(r - r')$. Performing the change of variable $u = r^2$ in Eq. (57), one obtains

$$\phi(0, t) \propto \int_0^{L^2} du u^{\frac{d-2}{4}} e^{-u/t} \tilde{\Psi}(u), \quad \langle \tilde{\Psi}(u) \tilde{\Psi}(u') \rangle = \delta(u - u'). \quad (59)$$

On the other hand, if we focus on the real zeros of $K_n(x)$ in the interval $[0, x]$ with $x < 1$, we know that these zeros accumulate in the vicinity of $x = 1$. Therefore, in terms of $x = 1 - 1/t$ one has

$$K_n(x) \sim a_0 + \sum_{i=1}^n i^{(d-2)/4} e^{-i/t} a_i. \quad (60)$$

By approximating the discrete sum in the above expression (60) by an integral, one sees that $K_n(x)$ is similar to the solution of the diffusion equation in Eq. (59) where L^2 is replaced by n and $1 - x$ by $1/t$. Therefore one understands qualitatively why the zero crossing properties of these two processes coincide.

Weyl polynomials: To analyse the correlation function in Eq. (16) in the large n limit we write it as

$$C_n(x, y) = \langle W_n(x) W_n(y) \rangle = \sum_{i=0}^n \frac{(xy)^i}{i!} = e^{xy} \frac{\Gamma(n+1, xy)}{\Gamma(n+1)}, \quad (61)$$

where the last equality can easily be obtained using the recursion relation $\Gamma(n+1, z) = n\Gamma(n, z) + e^{-z}z^n$. The behavior of $\Gamma(n, z)$ for large n is analysed in detail in Appendix B. From the results obtained in Eq. (B3, B4), one sees that the correlation function $C_n(x, y)$ in Eq. (61) behaves differently for $xy < n$ and $xy > n$.

For $xy < n$, Eq. (B3) shows that $\Gamma(n+1, xy) \rightarrow \Gamma(n+1)$ for large n so that one finds that $\hat{C}_n(x, y) \rightarrow \mathcal{C}(x, y)$ with

$$\mathcal{C}(x, y) = \exp[-\frac{1}{2}(x - y)^2]. \quad (62)$$

Interestingly Eq. (62) shows that inside the interval $[-\sqrt{n}, \sqrt{n}]$, $W_n(x)$ is exactly the GSP characterizing the zero crossing properties of the diffusion field in the limit of infinite dimension $d \rightarrow \infty$ (14). Therefore one expects $P_0([-x, x], n)$, the probability that $W_n(x)$ has no real root in the interval $[-x, x]$, with $1 \ll x \leq \sqrt{n}$, to behave as

$$P_0([-x, x], n) \propto \exp(-2\theta_\infty x) . \quad (63)$$

For $xy > n$, the behavior of $C_n(x, y)$ is quite different. Indeed, using the asymptotic behavior in Eq. (B4), one shows that the relevant scaling limit is obtained for $x, y, n \rightarrow \infty$ keeping $\tilde{x} = x/\sqrt{n}$ and $\tilde{y} = y/\sqrt{n}$ fixed such that $\hat{C}_n(x, y) \rightarrow \mathcal{C}(\tilde{x}, \tilde{y})$ with

$$\mathcal{C}(\tilde{x}, \tilde{y}) = \frac{\sqrt{\tilde{x}^2 - 1} \sqrt{\tilde{y}^2 - 1}}{\tilde{x}\tilde{y} - 1} , \quad \tilde{x}\tilde{y} \geq 1 , . \quad (64)$$

Performing the change of variable $x \rightarrow \tilde{x} = \sqrt{n} + 1/(\sqrt{n}\tilde{t})$ one easily obtains that $\mathcal{C}(\tilde{t}, \tilde{t}')$ behaves like in Eq. (53). Therefore, by analogy with Eq. (54), one deduces that, for $0 < x - \sqrt{n} \ll 1$, $n \gg 1$ keeping $\sqrt{n}(x - \sqrt{n})$ fixed, one has

$$P_0([x, \infty], n) \propto n^{-\frac{\theta(2)}{2}} w(\sqrt{n}(x - \sqrt{n})) , \quad (65)$$

where $w(u) \sim c^{\text{st}}$ for $u \ll 1$ and $w(u) \propto u^{\theta(2)}$ for $u \gg 1$. In addition, following the arguments presented above (see Eq. (55)), one shows that these two outer-intervals $[-\infty, -\sqrt{n}]$ and $[\sqrt{n}, +\infty]$ are statistically independent, such that

$$P_0([-\infty, -\sqrt{n}] \cup [\sqrt{n}, +\infty], n) \propto n^{-\theta(2)} . \quad (66)$$

However, given the behavior of the correlator $\mathcal{C}(x, y)$ for $xy > n$ in Eq. (62) the inner and outer intervals are not independent and the probability of no root on the real axis is not the product of the probabilities in Eq. (63) evaluated in $x = \sqrt{n}$ and the one in Eq. (66) : the effect of these correlations will be discussed below.

Binomial polynomials: In that case, one can extract information directly from the correlation function in Eq. (17) by focusing in the limit $x, y \rightarrow 0$. In that limit the normalized correlation function $\hat{C}_n(x, y)$ is given by

$$\hat{C}_n(x, y) = \frac{(1 + xy)^n}{[(1 + x^2)(1 + y^2)]^{\frac{n}{2}}} \sim \exp[-\frac{n}{2}(x - y)^2] , \quad x, y \ll 1 . \quad (67)$$

Thus in the large n limit, the probability $P_0([a, b], n)$ that binomial polynomials have no real root in the interval $[a, b]$ with $a < b \ll 1$, $n^{-\frac{1}{2}} \ll b - a$ behaves like

$$P_0([a, b], n) \propto \exp[-\theta_\infty \sqrt{n}(b - a)] , \quad a < b \ll 1 , \quad n^{-\frac{1}{2}} \ll b - a , \quad (68)$$

which is an exact statement. However it is a more difficult task to obtain the behavior of $P_0([a, b], n)$ for an arbitrary interval $[a, b]$ and eventually obtain the probability of no root on the entire real axis for this class of polynomials (7) : this will be achieved in the next sections.

To conclude this paragraph, we have shown that the analysis of the correlation function $C_n(x, y)$ yields important *exact* results for the gap probabilities. Indeed, for generalized Kac polynomials, we obtained the important results in Eq. (51) and Eq. (54) which yield the exact result in Eq. (56). For Weyl polynomials the study of the correlation function allowed us to obtain the results in Eq. (63) and Eq. (65). Finally, for Binomial polynomials we obtained, from the correlation function, the asymptotic behavior in Eq. (68), which will be useful in the following.

2. Mean-Field description : Poisson approximation

To calculate the gap probabilities and the associated scaling functions, we first develop a very simple mean field theory. This theory, albeit approximate as it neglects the correlations between zeros, is simple, intuitive and qualitatively correct. We will see later how one can improve systematically this mean field theory to get answers that are even quantitatively accurate. As a first step, we neglect the correlations between the real roots and simply consider

that these roots are randomly and independently distributed on the real axis with some local density $\rho_n(x)$ at point x . Within this approximation the probability $P_k([a, b], n)$ that these polynomials have exactly k real roots satisfies the equation

$$\frac{\partial P_{k+1}([a, b], n)}{\partial b} = \rho_n(b)[P_k([a, b], n) - P_{k+1}([a, b], n)] , \quad (69)$$

together with the normalization condition $\sum_{k \geq 0} P_k([a, b], n) = 1$ and $P_k([a, b], n) = \delta_{k,0}$ when $a = b$. In the large n limit (where one can omit the constraint $P_{k > n}([a, b], n) = 0$), $P_k([a, b], n)$ is given by a non-homogeneous Poisson distribution

$$P_k([a, b], n) = \frac{\mu^k}{k!} e^{-\mu} , \quad \mu = \langle N_n[a, b] \rangle = \int_a^b \rho_n(x) dx , \quad (70)$$

which clearly satisfies Eq. (69). In particular, this mean field approximation (70) yields the gap probability

$$P_0([a, b], n) = \exp(-\langle N_n[a, b] \rangle) = \exp\left(-\int_a^b \rho_n(x) dx\right) . \quad (71)$$

When applied to Generalized Kac polynomials $K_n(x)$, for which we obtained $\langle N_n[0, x] \rangle$ in Eq. (35), this mean-field approximation (71) yields in the scaling limit $n \rightarrow \infty$, $1 - x \rightarrow 0$, $n(1 - x) > 0$ fixed

$$P_0([0, x], n) = \mathcal{A}_{d,n}^- n^{-\frac{1}{2\pi}\sqrt{\frac{d}{2}}} \exp[\eta_-(n(1-x))] , \quad (72)$$

where, from Eq. (32), $\log \mathcal{A}_{d,n}^- = o(\log n)$. This mean-field approximation thus yields the correct scaling form for $P_0([0, x], n)$ as in Eq. (51), with the non trivial predictions for the exponent and scaling function

$$\theta^{\text{MF}}(d) = \frac{1}{2\pi}\sqrt{\frac{d}{2}} , \quad h^-(u) = \exp\left(\int_0^u dy \rho^K(y)\right) , \quad (73)$$

with the asymptotic behavior $h^-(u) \sim 1$ for $u \ll 1$ and, using the asymptotic behavior obtained in Eq. (37), $h^-(u) \sim u^{\theta^{\text{MF}}(d)}$.

Similarly, this mean-field approximation applied to Weyl polynomials $W_n(x)$, for which we obtained $\langle N_n[-x, x] \rangle$ in Eq. (44), yields the scaling form

$$P_0([-x, x], n) \sim \begin{cases} \exp(-2x/\pi) , & x < \sqrt{n} \\ \exp(-2\sqrt{n}/\pi) , & x \geq \sqrt{n} . \end{cases} \quad (74)$$

Notice that this mean-field approximation gives an approximation of $\theta_\infty^{\text{MF}} = \pi^{-1} = 0.31831\dots$ (see Eq. (63)), which is consistent, using the relation $\theta(d) = 2^{-3/2}\theta_\infty\sqrt{d}$ for large d , with Eq. (73).

Finally, if one uses this mean-field approximation to study binomial polynomials $B_n(x)$, one obtains, using the expression $\langle N_n[a, b] \rangle$ given in Eq. (47)

$$P_0([a, b], n) = \exp\left[-\frac{\sqrt{n}}{\pi}(\text{ArcTan } a - \text{ArcTan } b)\right] , \quad (75)$$

which again, according to Eq. (68), gives the mean-field approximation for $\theta_\infty^{\text{MF}} = \pi^{-1}$, as above.

3. Beyond Mean-Field : a systematic approach

We will now show that this mean field approximation (71) can actually be improved systematically. For that purpose, one considers the probability $P_k([a, b], n)$ that such polynomials as in Eq. (3, 6, 7) have exactly k real roots in the interval $[a, b]$. Following Ref. [21], one introduces the generating function

$$\hat{P}_n(p, [a, b]) = \sum_{k=0}^{\infty} p^k P_k([a, b], n) , \quad (76)$$

where $\hat{P}_n(p, [a, b])$ can be interpreted as a persistence probability with partial survival [21]. For a smooth process, it turns out that $\hat{\theta}_n(p, [a, b]) = -\log(\hat{P}_n(p, [a, b]))$ depends *continuously* on p : this was shown exactly for the random acceleration process (see Eq. (106) below) and approximately using the IIA - and further checked numerically - for the diffusion equation with random initial conditions [21]. Thus one has

$$\hat{\theta}_n(p, [a, b]) = -\log(\hat{P}_n(p, [a, b])) = -\sum_{r=1}^{\infty} \frac{(\log(p))^r}{r!} \langle N_n^r([a, b]) \rangle_c, \quad (77)$$

where the notation $\langle \dots \rangle_c$ stands for a connected average. Here we are interested in $\hat{P}_n(p=0, [a, b]) = P_0([a, b], n)$ and the idea, given that $\hat{\theta}_n(p=1, [a, b]) = 0$ is to expand $\hat{\theta}_n(p, [a, b])$ around $p=1$ in an ϵ -expansion with $p=1-\epsilon$. This yields

$$\hat{\theta}_n(1-\epsilon, [a, b]) = \sum_{r=1}^{\infty} \mathbf{a}_{r,n}([a, b]) \epsilon^r, \quad (78)$$

where $\mathbf{a}_{r,n}([a, b])$ are linear combinations of the cumulants $\langle N_n^m[a, b] \rangle_c$, with $m \leq r$. For instance,

$$\begin{aligned} \mathbf{a}_{1,n}([a, b]) &= \langle N_n[a, b] \rangle, \quad \mathbf{a}_{2,n}([a, b]) = \frac{1}{2} (\langle N_n[a, b] \rangle - \langle N_n^2[a, b] \rangle_c), \\ \mathbf{a}_{3,n}([a, b]) &= \left(\frac{\langle N_n[a, b] \rangle}{3} - \frac{\langle N_n^2[a, b] \rangle_c}{2} + \frac{\langle N_n^3[a, b] \rangle_c}{6} \right). \end{aligned} \quad (79)$$

Thus one sees that if one restricts the ϵ -expansion in Eq. (78) to first order, and set $\epsilon=1$, one recovers the mean-field approximation (71), using $\mathbf{a}_{1,n}([a, b]) = \langle N_n[a, b] \rangle$. Higher order terms in this ϵ -expansion allow to improve systematically this mean-field approach.

Kac polynomials for $d=2$: We first illustrate this ϵ expansion for Kac polynomials $K_n(x)$ for $d=2$ where we compute $\hat{\theta}_n(1-\epsilon, [0, x])$ up to order $\mathcal{O}(\epsilon^2)$. In that purpose, we compute $\mathbf{a}_{2,n}([0, x])$. In Appendix C, we show that in the scaling limit $(1-x) \rightarrow 0$, and $n \rightarrow \infty$ keeping the product $n(1-x)$ fixed one has, similarly to the Eq. (35) for the first moment,

$$\langle N_n^2[0, x] \rangle_c = \langle N_n^2[0, 1] \rangle_c - \nu_-(n(1-x)) \quad (80)$$

where $\nu_-(y)$, given in Eq. (C14), is such that $\nu_-(y) \rightarrow 0$ for $y \ll 1$ and

$$\nu_-(y) \sim \left(\frac{1}{\pi} - \frac{2}{\pi^2} \right) \log y, \quad y \gg 1. \quad (81)$$

Notice that $\langle N_n^2[0, 1] \rangle_c$ in Eq. (80) has been computed in Ref. [32], yielding for large n

$$\langle N_n^2[0, 1] \rangle_c = \left(\frac{1}{\pi} - \frac{2}{\pi^2} \right) \log n + o(\log n), \quad (82)$$

although higher order terms in this large n expansion are not known. Combining Eq. (78, 79, 80) together with the expression for $\nu_-(y)$ in Eq. (C14), one obtains in the scaling limit

$$\begin{aligned} \hat{\theta}_n(1-\epsilon, [0, x]) &= \left(\epsilon + \frac{\epsilon^2}{2} \right) \langle N_n([0, 1]) \rangle - \frac{\epsilon^2}{2} \langle N_n([0, 1])^2 \rangle_c \\ &- \epsilon \int_0^y du \rho^K(u) + \epsilon^2 \int_0^y du_1 \int_{u_1}^{\infty} du_2 \left(\tilde{\mathcal{K}}(u_1, u_2) - \rho^K(u_1) \rho^K(u_2) \right) + \mathcal{O}(\epsilon^3), \end{aligned} \quad (83)$$

with $y=n(1-x)$. In this Eq. (83), $\rho^K(u)$ is given in Eq. (31), and $\tilde{\mathcal{K}}(u_1, u_2)$, which we study in detail in Appendix C, is essentially the two-point correlation function of real roots inside the peak of the density around $x=1$ (see right panel of Fig. 1). Setting $\epsilon=1$ in this expression to order $\mathcal{O}(\epsilon^2)$ (83) one obtains, for $d=2$

$$P_0([0, x], n) = \mathcal{A}_{d,n}^- n^{-\theta(2)} h^-(n(x-1)), \quad \theta(2) = \frac{\pi+4}{4\pi^2} = 0.180899\dots, \quad (84)$$

$$h^-(y) = \exp \left(\int_0^y du \rho^K(u) - \int_0^y du_1 \int_{u_1}^{\infty} du_2 \left(\tilde{\mathcal{K}}(u_1, u_2) - \rho^K(u_1) \rho^K(u_2) \right) \right), \quad (85)$$

with $\log \mathcal{A}_{d,n}^- = o(\log n)$ (see Eqs (32, 82)). Note that the value of the exponent $\theta(2)$ up to second order as given in this Eq. (84) was computed in Ref. [21]. In the next sections, we will show, using numerics, that this second order calculation (84) is a true improvement upon the mean-field approximation (73).

Weyl polynomials: We now compute $\hat{\theta}_n(1 - \epsilon, [-x, x])$, $x < \sqrt{n}$ for Weyl polynomials up to order $\mathcal{O}(\epsilon^2)$. In that purpose we compute $\mathbf{a}_{2,n}([-x, x])$. In Appendix D, one shows that for $x < \sqrt{n}$ fixed and $n \gg 1$, one has

$$\langle N_n^2[-x, x] \rangle_c = \nu(x) , \quad (86)$$

with $\nu(x)$ given in Eq. (D11). Combining Eq. (78, 79, 86) together with the expression for $\nu(x)$ in Eq. (D11), one obtains for large n

$$\hat{\theta}_n(1 - \epsilon, [-x, x]) = \epsilon \frac{2x}{\pi} + 2\epsilon^2 \int_0^x ds (s - x) (\tilde{\mathcal{W}}(s) - \pi^{-2}) + \mathcal{O}(\epsilon^3) , \quad (87)$$

where $\tilde{\mathcal{W}}(s)$, given in Eq. (D8), is the two point correlation function of real roots in the interval $[-\sqrt{n}, \sqrt{n}]$. Setting $\epsilon = 1$ in this expression up to order $\mathcal{O}(\epsilon^2)$ (87), one obtains, for $x < \sqrt{n}$

$$P_0([-x, x], n) = \exp \left(-\frac{2x}{\pi} - \int_0^{2x} ds (s - 2x) (\tilde{\mathcal{W}}(s) - \pi^{-2}) \right) . \quad (88)$$

Using Eq. (D13), one obtains its large x behavior as in Eq. (63) with the value of θ_∞ up to order $\mathcal{O}(\epsilon^2)$

$$\theta_\infty = \frac{1}{\pi} - \int_0^\infty ds (\tilde{\mathcal{W}}(s) - \pi^{-2}) = 0.386471\dots , \quad (89)$$

which should be compared with the numerical value $\theta_{\infty, \text{sim}} = 0.417(3)$ [7].

If we focus instead on the outer intervals $[-\infty, -\sqrt{n}] \cup [\sqrt{n}, \infty]$, this ϵ expansion is essentially similar to the one performed for Kac polynomials and $d = 2$, given the behavior of the correlator in Eq. (64). More interestingly, if we are interested in the computation of the probability of no root on the real axis, this ϵ expansion is able to take into account (perturbatively) the correlations between the inner and outer intervals, which, as discussed below Eq. (66), can be seen in the correlation function (62). Doing so, one obtains that

$$P_0([-\infty, \infty], n) = P_0([-\sqrt{n}, \sqrt{n}], n) P_0([-\infty, -\sqrt{n}] \cup [\sqrt{n}, \infty], n) \mathbf{p}_n , \quad (90)$$

where the computation of \mathbf{p}_n is similar to the one carried out in Appendix D where the quantity $\mathcal{W}_n(t_1, t_2)$ in Eq. (D2) involves $t_1 \in [-\sqrt{n}, \sqrt{n}]$ and $t_2 \in [-\infty, -\sqrt{n}] \cup [\sqrt{n}, \infty]$ such that $t_1 t_2 < 1$. The computation up to order $\mathcal{O}(\epsilon^2)$ shows that $\mathbf{p}_n \propto n^\tau$ with $\tau > 0$. Therefore, on the basis of this result together with Eqs (63, 66), one expects

$$P_0([-\infty, \infty], n) \sim n^{-\gamma} \exp(-2\theta_\infty \sqrt{n}) , \quad (91)$$

where the exponent γ is a priori unknown. Below, we will confront this statement with numerical simulations.

Binomial polynomials: We now focus on $\hat{\theta}_n(1 - \epsilon, n)$ for binomial polynomials. In Ref. [20], it was shown that for large n and all $a, b > n^{-\frac{1}{2}}$

$$\langle N_n^2[a, b] \rangle_c \propto \beta_2 \langle N_n[a, b] \rangle , \quad (92)$$

where β_2 is a constant, independent of n, a and b . It has an analytic expression in term of an integral involving elementary functions, with $\beta_2 = 0.571731\dots$. This expression (92) yields in the large n limit, $\mathbf{a}_{2,n}([a, b]) = (1/2 - \beta_2) \langle N_n[a, b] \rangle$ which together with the asymptotic behavior in Eq. (68) and the cumulant expansion of Eq. (78) allows to compute θ_∞ up to order $\mathcal{O}(\epsilon^2)$. We have checked that this coincides with the one obtained in Eq. (89). More generally, one expects that for all integer $m > 0$

$$\langle N_n^m[a, b] \rangle_c \propto \beta_m \langle N_n[a, b] \rangle , \quad (93)$$

where β_m is a constant, independent of n, a and b and in Appendix E we explicitly show the mechanism leading to this relation (93) for $k = 3$. From these relations (93) and the structure of the cumulant expansion in Eq. (78), one

expects that $P_0([a, b], n) \propto \exp[-\omega \langle N_n[a, b] \rangle]$, where ω is a linear combination of the coefficients β_m . Finally, this expression has to match the exact asymptotic behavior of $P_0([a, b], n)$ for $a < b \ll 1$ and $n^{-\frac{1}{2}} \ll b - a$ derived in Eq. (68). Thus one has $\omega = \pi\theta_\infty$ so that one obtains the *exact* result

$$P_0([a, b], n) \propto \exp[-\sqrt{n}\theta_\infty(\text{ArcTan } b - \text{ArcTan } a)] , \quad (94)$$

from which we obtain the exact expression for the probability of no real root for $B_n(x)$ in the large n limit as

$$P_0([-\infty, +\infty], n) \propto \exp(-\sqrt{n}\pi\theta_\infty) . \quad (95)$$

Below, we check this analytical result (94) using numerical simulations.

4. Numerical results

Kac polynomials: We first focus on the interval $[0, 1]$ and check numerically the scaling forms for $P_0([0, x], n)$ in Eq. (2) for $K_n(x)$ and for different values of d . In each case, this probability is obtained by averaging over 10^4 realizations of the random variables a_i 's in Eq. (3), drawn independently from a Gaussian distribution of unit variance. In Ref. [14], we already presented numerical results for $P_0([0, x], n)$ in $d = 2$ and we also checked that $P_0([0, x], n) \propto n^{-\theta(2)}$ with $\theta(2) = 0.187(1)$. In the left panel of Fig. 4, we show a plot of $\log[P_0([0, x], n)/P_0([0, 1], n)]$ for $d = 2$ as a function of the scaled variable $n(1-x)$ for different values of n . According to Eq. (2), together with the good collapse of the curves for different values of n , this allows for a numerical computation of the scaling function $h^-(y)$. We have checked that different distributions of the random coefficients either $a_i = \pm 1$ or rectangular distribution yield the same scaling function $h^-(y)$, suggesting that this function is indeed universal. On the same figure, the dotted line is the result of Mean Field approximation (73), or first order in the ϵ expansion, and the solid line is the analytical result of the second order calculation obtained in Eq. (84). In both cases, the integrals involved were evaluated numerically using the Mathematica. As expected one observes on this plot that the Mean Field calculation is only in qualitative agreement with the numerical results, we recall in particular that $\theta_{\text{MF}}(2) = 1/2\pi = 0.159155\dots$. Interestingly, one sees that the second order calculation is a clear improvement over the Mean Field calculation which is in quite good agreement with the numerical results for the scaling function, in particular, $\theta(2) = (\pi + 4)/4\pi^2 = 0.180899\dots$. We have checked that this scaling (2) holds for other values of d . In the right panel of Fig. 4, we show a plot of $n^{\theta(3)}P_0([0, x], n)$ for $d = 3$ and $\theta(3) = 0.238(4)$ as a function of $n(1-x)$ for different degrees $n = 256, 512, 1024$. Again, the value of $\theta(3) = 0.238(4)$ for which one obtains the best collapse of the curves for different values of n is in good agreement with the values of $\theta(3)$ found for the diffusion equation [6, 7].

We have also checked numerically our results for the gap probability in the outer intervals (54). For that purpose, we notice that $P_0([x, \infty], n) = \overline{P}_0([0, 1/x], n)$, which is easier to compute numerically, where $\overline{P}_0([a, b], n)$ is the gap probability associated to the polynomial $\overline{K}_n(x)$ defined such that $K_n(x) = x^n \overline{K}_n(1/x)$ with

$$\overline{K}_n(x) = \sum_{i=0}^{n-1} a_{n-i}(n-i) \frac{d-2}{4} x^i + a_0 x^n . \quad (96)$$

Thus, from Eq. (54) one expects that for $0 < 1-x \ll 1$, and $n \gg 1$, keeping the product $n(1-x)$ fixed one has

$$\overline{P}_0([0, x], n) \propto n^{-\theta(2)} h^+(n(1-x)) , \quad (97)$$

independently of d . In Fig. 5, we show a plot of $n^{\theta(2)}\overline{P}_0([0, x], n)$ as a function of $n(1-x)$ for $d = 3$ and for different values of $n = 128, 256, 512, 1024$. Again, the good collapse obtained for $\theta(2) = 0.1875$ corroborates the validity of the scaling in Eqs (54, 97).

Weyl polynomials: We first focus on the inner interval $[-\sqrt{n}, \sqrt{n}]$ and compute numerically the gap probability $P_0([-x, x], n)$ for $x < \sqrt{n}$. Here also, this probability was computed by averaging over 10^4 different realizations of the random coefficients a_i 's. In the left panel of Fig. 6, we show a plot of $[\log P_0([-x, x], n)]n^{-1/2}$ as a function of $x/\sqrt{n} < 1$ for different values of $n = 40, 90$ and 150 . According to our prediction in Eq. (63), $P_0([-x, x], n)$ behaves exponentially for large x . From the slope of the straight line in the left panel of Fig. 6, one extracts $2\theta_\infty = 0.845(3)$, in good agreement with previous numerical estimates from the persistence probability for the diffusion equation in

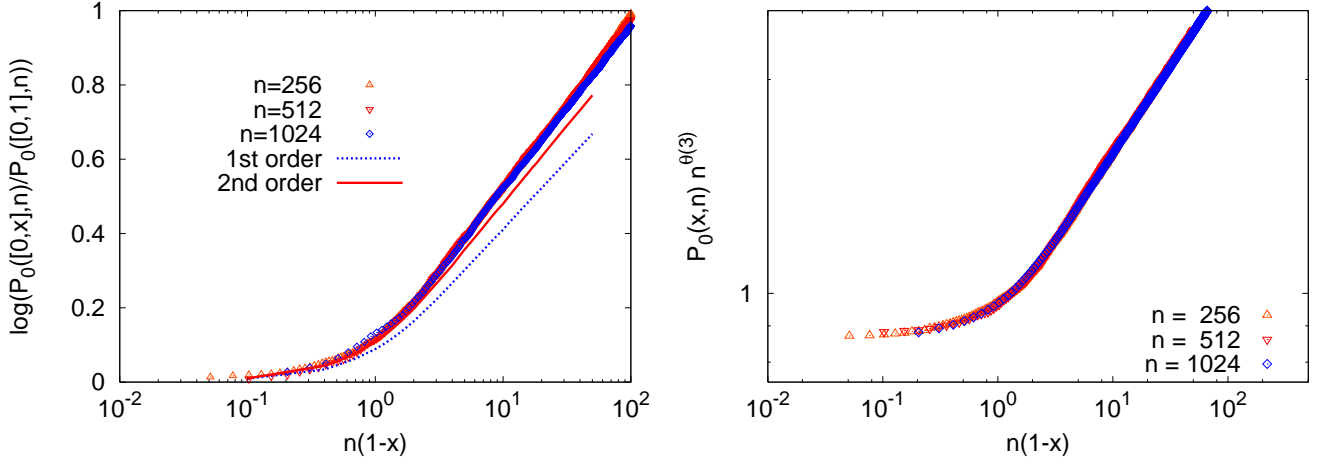


FIG. 4: **Left** : Plot of $\log[P_0([0, x], n)/P_0([0, 1], n)]$ for Kac polynomials $K_n(x)$ and $d = 2$ as a function of $n(1 - x)$ for different degrees $n = 256, 512, 1024$. The dotted is the result of the Mean Field prediction (73) and the solid line the result of the second order calculation in the ϵ expansion (83). **Right** : Plot of $n^{\theta(3)} P_0([0, x], n)$ on a log-log scale for Kac polynomials $K_n(x)$ and $d = 3$ with $\theta(3) = 0.238(4)$ as a function of $n(1 - x)$ for different degrees $n = 256, 512, 1024$.

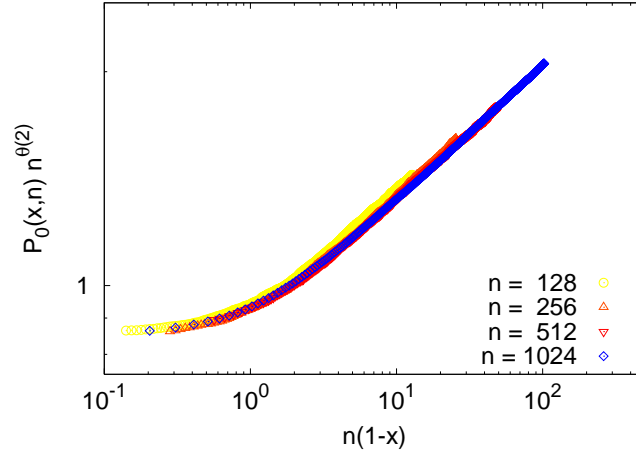


FIG. 5: Plot of $n^{\theta(2)} \bar{P}_0([0, x], n)$ on a log-log scale, where $\bar{K}_n(x)$ is defined in Eq. (96) as a function of $n(1 - x)$ for $d = 3$ and for different values of $n = 128, 256, 512, 1024$.

large dimension [6, 7]. On the same figure, we have also plotted with a dotted line the result from the Mean Field approximation (74) and with a solid line the result up to second order in the ϵ expansion in Eq. (87). Again, the second order term allows to improve significantly the Mean Field prediction. We recall the estimate up to order $\mathcal{O}(\epsilon^2)$, $2\theta_\infty = 0.7729\dots$ from Eq. (89). We now focus on the outer intervals $[-\infty, -\sqrt{n}]$ and $[\sqrt{n}, +\infty]$. In the right panel of Fig. 6, we plot $n^{\theta(2)} P_0([-x, -\sqrt{n}] \cup [\sqrt{n}, x], n)$ as a function of $x/\sqrt{n} > 1$ for different degrees $n = 20, 40$ and 90 . The fact that the curves for different n collapse on a single master curve is in agreement with the scaling proposed in Eq. (66). Finally, we computed the gap probability on the full real axis. In the right panel Fig. 7, we plot $[\log(n^\gamma P_0([-x, x], n))] n^{-1/2}$ as a function of x/\sqrt{n} for different values of $n = 40, 90$ and 150 . The exponent $\gamma = 0.10(1)$, which is the only fitting parameter is fixed to obtain the best collapse of the different curves in the large x/\sqrt{n} limit. The solid line has a slope $-2\theta_\infty = 0.845$, which is also the value reached by $\log(n^\gamma P_0([-x, x], n)) n^{-1/2}$ for large x . This fact is in complete agreement with the scaling proposed in Eq. (91). The fact that $\gamma < \theta(2)$ arises from the correlations between the inner and outer intervals.

Binomial polynomials: Finally, we have checked the exact result in Eq. (94) for binomial polynomials (7). For

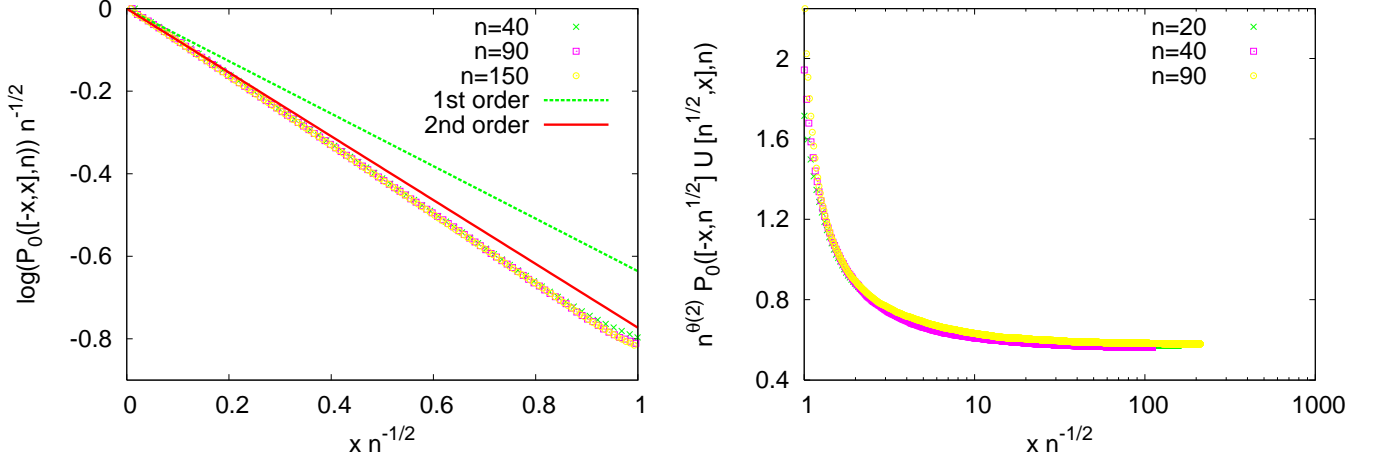


FIG. 6: **Left** : Plot of $[\log P_0([-x, x], n)]n^{-1/2}$ for Weyl polynomials $W_n(x)$ (6) as a function of $x/\sqrt{n} < 1$ for different values of $n = 40, 90$ and 150 . The dotted line is the result of the Mean Field approximation whereas the solid one is the result of the expansion up to order $\mathcal{O}(\epsilon^2)$ in Eq. (87). **Right** : Plot of $n^{\theta(2)} P_0([-x, -\sqrt{n}] \cup [\sqrt{n}, x], n)$ as a function of $x/\sqrt{n} > 1$ for different degrees $n = 20, 40$ and 90 .

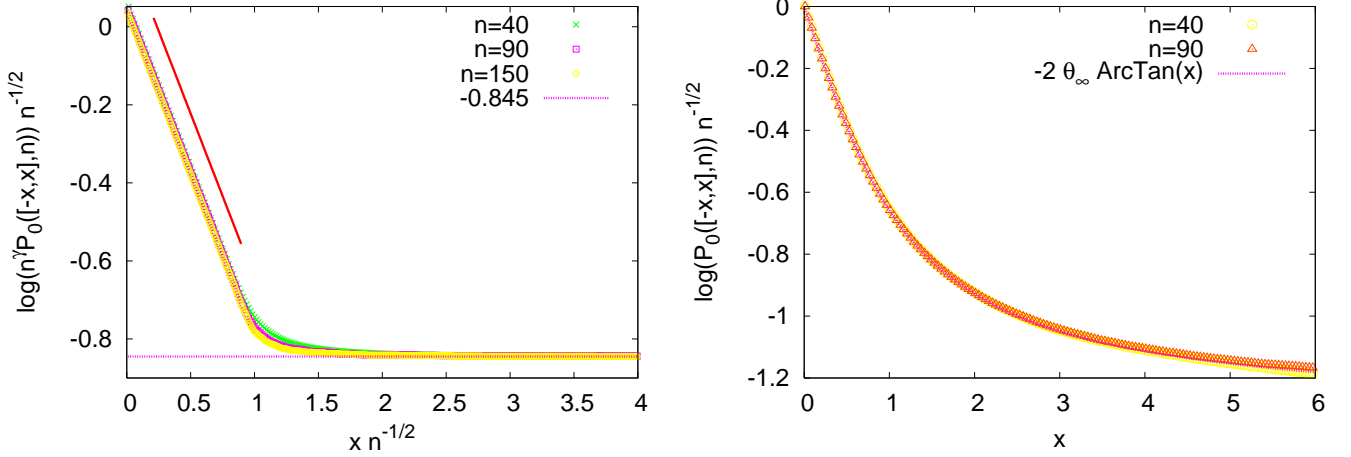


FIG. 7: **Left** : Plot of $[\log(n^\gamma P_0([-x, x], n))]n^{-1/2}$ for Weyl polynomials $W_n(x)$ (6) as a function of x/\sqrt{n} for different values of $n = 40, 90$ and 150 . Here $\gamma = 0.10(1)$ and the solid line has slope -0.845 . **Right** : Plot of $[\log P_0([-x, x], n)]n^{-1/2}$ for binomial polynomials $B_n(x)$ (7) as a function of x for different values of $n = 40$ and 90 . The solid line is the exact result in Eq. (94) with $\theta_\infty = 0.42(1)$, which is the only fitting parameter here.

that purpose, we have computed numerically $P_0([-x, x], n)$ by averaging over 10^5 different realizations of the random coefficients a_i 's. In the right panel of Fig. 7, we show a plot of $[\log P_0([-x, x], n)]n^{-1/2}$ as a function of x for different values of $n = 40$ and 90 . The solid line is the analytic prediction from Eq. (94) with $\theta_\infty = 0.42(1)$, consistent with our previous estimates from Weyl polynomials (see left panel of Fig. 7). The good agreement with the numerics confirms also the exact result for the probability that these polynomials have no real root on the real axis in Eq. (95).

C. Probability of k real roots : large deviation function

We now generalize our analysis and study the probability $P_k([a, b], n)$ that such polynomials (3, 6, 7) have exactly k real roots [18] in a given interval $[a, b]$.

1. *Mean field approximation : Poisson approximation*

One first considers the Mean Field approximation introduced above where one assumes that the real roots are totally independent and randomly distributed with density $\rho_n(x)$. This leads to Eq. (70)

$$P_k([a, b], n) = \frac{\langle N_n[a, b] \rangle^k}{k!} e^{-\langle N_n[a, b] \rangle}. \quad (98)$$

If we focus on the limit $n \gg k \gg 1$, keeping the ratio $y = k/\langle N_n[a, b] \rangle$ fixed, one has

$$\log P_k([a, b], n) \sim -\langle N_n[a, b] \rangle \varphi_{\text{MF}} \left(\frac{k}{\langle N_n[a, b] \rangle} \right), \quad \varphi_{\text{MF}}(y) = 1 + y \log y - y, \quad (99)$$

where we have used the Stirling's formula $\log(k!) = (k + \frac{1}{2}) \log k - k + \mathcal{O}(1)$. We will see below (through scaling analysis as well as numerics) that this Mean Field approximation provides the correct scaling form for $P_k([a, b], n)$ (although the exact computation of $\varphi(y)$ certainly demands a more sophisticated analysis). Let us present the consequences of this scaling form in Eq. (99) for the different polynomials under study.

Kac polynomials: Let us define $q_k(n) = P_k([0, 1], n)$. In that case, we have seen in Eq. (32) that $\langle N_n([0, 1]) \rangle \sim \frac{1}{2\pi} \sqrt{\frac{d}{2}} \log n$ so that one expects the scaling form

$$\log q_k(n) \propto -\log n \varphi \left(2\pi \sqrt{\frac{2}{d}} \frac{k}{\log n} \right). \quad (100)$$

For the special case of Kac polynomials ($d = 2$), this scaling form, in the neighborhood of $k = \log n/2\pi$, is consistent with the rigorous result [32] that in this neighborhood $q_k(n)$ is a Gaussian with mean $\log n/2\pi$ and variance $V_n \sim (\frac{1}{\pi} - \frac{2}{\pi^2}) \log n$ (82) in the large n limit.

Weyl's polynomials: Let us define $q_k(n) = P_k([-\infty, \infty], n)$. According to Eq. (45), which tells us that $\langle N_n[-\infty, \infty] \rangle \sim (2/\pi) \sqrt{n}$, and the scaling form in Eq. (99) one expects

$$\log q_k(n) \propto -\sqrt{n} \varphi \left(\frac{\pi}{2} \frac{k}{\sqrt{n}} \right). \quad (101)$$

Binomial polynomials: Let us define similarly $q_k(n) = P_k([-\infty, +\infty], n)$. In that case, according to Eq. (48) which tells us that $\langle N_n[-\infty, \infty] \rangle = \sqrt{n}$, and the scaling form in Eq. (99) one expects

$$\log q_k(n) \propto -\sqrt{n} \varphi \left(\frac{k}{\sqrt{n}} \right). \quad (102)$$

In the following, we will check these scaling forms (100-102) numerically.

2. *A more rigorous approach for a smooth Gaussian stationary process*

We illustrate this approach on the diffusion equation with random initial conditions (1), which is the underlying stochastic process describing the statistics of real roots of these random polynomials. We thus consider the probability $p_k(t, L)$ that the diffusing field $\phi(\mathbf{x}, t)$ crosses zero exactly k times up to time t . Let us first consider the regime $1 \ll t \ll L^2$. In this regime, $p_k(t, L)$ is given by the probability $\mathcal{P}_k(T)$ that $X(T)$ crosses zero exactly k times where $X(T)$ is a GSP with correlations $a(|T - T'|) = [\cosh(|T - T'|/2)]^{-d/2}$, where $T = \log t$. Since, $a(T) = 1 - \frac{d}{16} T^2 + o(T^2)$ for small T , this GSP is a smooth process with a finite density of zero crossings given by the Rice's formula $\mu = [-a''(0)]^{1/2}/\pi$ [26]. We propose the following scaling form for large T and large k , with k/T fixed

$$\log \mathcal{P}_k(T) = -T \varphi \left(\frac{k}{\mu T} \right). \quad (103)$$

To understand the origin of this scaling form, let us consider the generating function $\hat{\mathcal{P}}(p, T) = \sum_{k=0}^{\infty} p^k \mathcal{P}(k, T)$ as in Eq. (76). One can show [21] that $\hat{\mathcal{P}}(p, T) \sim \exp[-\hat{\theta}(p)T]$, where for a smooth GSP $\hat{\theta}(p)$ depends continuously on p . If the scaling in Eq. (103) holds, one gets by steepest descent method valid for large T , $\hat{\theta}(p) = \text{Min}_{x>0}[\mu x \log p - \varphi(x)]$. Inverting the Legendre transform we get

$$\varphi(x) = \text{Max}_{0 \leq p \leq 2}[\mu x \log p + \hat{\theta}(p)]. \quad (104)$$

Notice that although $\hat{\theta}(p)$ is a priori defined on the interval $[0, 1]$, the computation of $\varphi(x)$ involves an analytical continuation of $\hat{\theta}(p)$ on $[0, 2]$. Going back to real time t , Eq. (103) then yields a rather unusual scaling form valid in the limit $1 \ll t \ll L^2$

$$\log p_k(t, L) \sim -\log t \varphi\left(\frac{k}{\mu \log t}\right). \quad (105)$$

In the opposite limit $t \gg L^2$, one simply replaces t in (105) by L^2 . Translating into random polynomials, this regime corresponds to $(1-x) \ll n^{-1}$ since one just replaces t by $1/(1-x)$ and L^2 by the degree n as discussed before. Hence, in this regime, we arrive at the announced scaling form for $q_k(n)$ in Eq. (100). This approach can be extended straightforwardly to the other classes of polynomials, yielding the scaling forms in Eq. (101, 102).

Of course, despite the exact formula (104), the function $\varphi(x)$ remains very hard to compute, simply because $\hat{\theta}(p)$ is, in many cases, unknown. However, for the random acceleration process (RAP), sometimes called in the literature “integrated brownian motion”

$$\frac{d^2 x(t)}{dt^2} = \eta(t), \quad \langle \eta(t)\eta(t') \rangle = \delta(t-t'), \quad (106)$$

where $\eta(t)$ is a white noise for which $\mu_{\text{RAP}} = \sqrt{3}/(2\pi)$, $\hat{\theta}_{\text{RAP}}(p)$ has been computed exactly [33, 34], yielding $\hat{\theta}_{\text{RAP}}(p) = \frac{1}{4}[1 - \frac{6}{\pi} \sin^{-1}(\frac{p}{2})]$. By performing the Legendre transform (104) one obtains

$$\varphi_{\text{RAP}}(x) = \frac{\sqrt{3}}{2\pi} x \log\left(\frac{2x}{\sqrt{x^2+3}}\right) + \frac{1}{4} \left(1 - \frac{6}{\pi} \text{ArcSin}\left(\frac{x}{\sqrt{x^2+3}}\right)\right), \quad (107)$$

with the asymptotic behaviors

$$\varphi_{\text{RAP}}(x) \sim \begin{cases} \frac{1}{4} + \frac{\sqrt{3}}{2\pi} x \log x & , \quad x \rightarrow 0 \\ \frac{3\sqrt{3}}{16\pi} (x-1)^2 & , \quad x \rightarrow 1 \\ \frac{\sqrt{3}}{2\pi} x \log 2 & , \quad x \rightarrow \infty, \end{cases} \quad (108)$$

which gives back the exact result $\varphi_{\text{RAP}}(0) = 1/4$ [35, 36].

3. Numerical results

In Ref. [14], we have checked numerically the scaling form (105) for the diffusion equation with random initial conditions. Here, we have computed numerically these probabilities $q_k(n)$ for the different polynomials under study. This was done by averaging over 10^4 different realizations of the random coefficients a_i 's. In the left panel of Fig. 8, we show a plot of $-\log q_k(n)/\log n$ as a function of $2\pi k/\log n$ for Kac polynomials (3) with $d=2$ and for different values of $n=20, 40, 80$ and 100 . This suggests that the different points fall on a single master curve, which is in rather good agreement with the scaling form proposed in Eq. (100). Similarly, in the right panel of Fig. 8, we show a plot of $-\log q_k(n)n^{-1/2}$ as a function of k/\sqrt{n} for binomial polynomials (7) for different values of $n=31, 63, 127$ and 255 . Here also, the fact the points fall a single master curve is in good agreement with the scaling form in Eq. (102). We have also checked that a similar scaling, as in Eq. (101) holds for Weyl polynomials (6).

D. Distribution of the maximum of real roots

Up to now, we have mainly focused on the distribution of the minimum λ_{\min} of the absolute values $\{|\lambda_i|\}$ of the real roots of these polynomials. Indeed, the gap probability $P_0([-x, x], n)$ is just the probability that λ_{\min} is larger than $x > 0$. We now instead focus on the distribution of the *maximum* λ_{\max} of the $\{|\lambda_i|\}$.

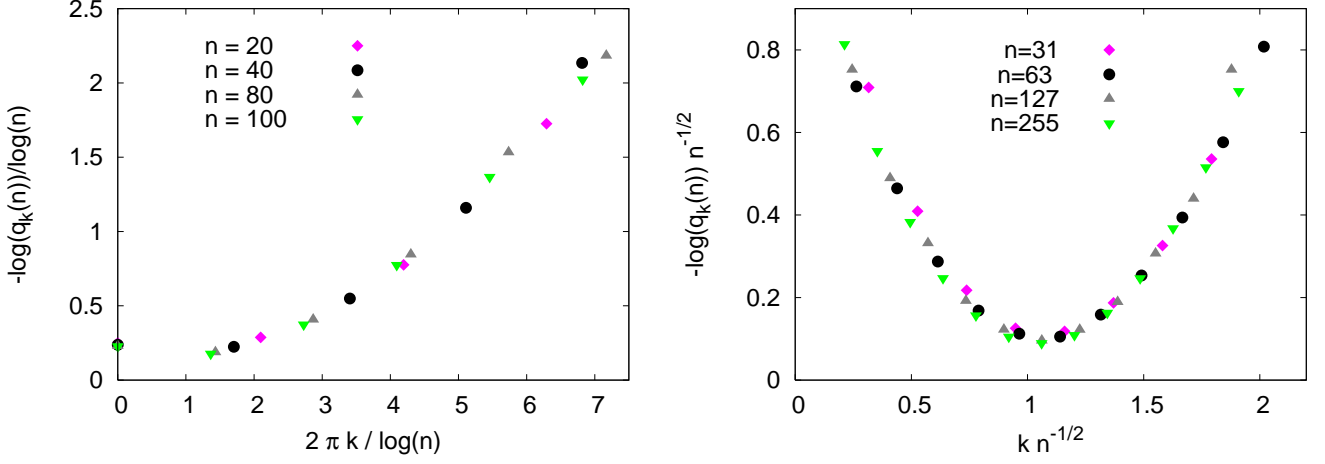


FIG. 8: **Left** : Plot of $-\log(q_k(n)/\log n)$ as a function of $2\pi k/\log n$ for Kac polynomials (3) with $d = 2$ and for different values of $n = 20, 40, 80$ and 100 . **Right** : Plot of $-\log(q_k(n))n^{-1/2}$ as a function of k/\sqrt{n} for binomial polynomials (7) for different values of $n = 31, 63, 127$ and 255 .

1. Mean Field approximation

As a first approach, we consider the Mean Field or Poissonian approximation introduced above, where one neglects the correlations between the real roots. Then, for any random polynomial $Q_n(x) = \sum_{i=0}^n b_i x^i$, the probability that $\lambda_{\max} \leq x$ is simply the probability that $Q_n(x)$ has no real root in $[-\infty, -x] \cup [x, +\infty]$. Therefore, within the Mean Field approximation one has

$$\text{Proba.}(\lambda_{\max} \leq x, n) = \exp\left(-2 \int_x^\infty \rho_n(t) dt\right). \quad (109)$$

Taking the derivative of this expression (109) with respect to x , one obtains the probability distribution function (pdf) $p_{\max}(x, n)$ of the maximum λ_{\max} as

$$p_{\max}(x, n) = 2\rho_n(x) \exp\left(-2 \int_x^\infty \rho_n(t) dt\right). \quad (110)$$

To obtain the large x behavior of $p_{\max}(x, n)$ one computes the one of $\rho_n(x)$ whose expression is given by

$$\rho_n(x) = \frac{\sqrt{c_n(x)(c_n'(x)/x + c_n''(x)) - [c_n'(x)]^2}}{2\pi c_n(x)}, \quad c_n(x) = \sum_{i=0}^n \langle b_i^2 \rangle x^{2i}. \quad (111)$$

For large x , one has $c_n(x) = x^{2n} \langle b_n^2 \rangle + x^{2n-2} \langle b_{n-1}^2 \rangle + \mathcal{O}(x^{2n-4})$ which gives $\rho_n(x) \sim \sqrt{\langle b_{n-1}^2 \rangle / \langle b_n^2 \rangle} / (\pi x^2)$. Finally, from Eq. (110), one obtains for $x \gg 1$

$$p_{\max}(x, n) \sim 2\rho_n(x) \sim \frac{2}{\pi x^2} \sqrt{\frac{\langle b_{n-1}^2 \rangle}{\langle b_n^2 \rangle}}. \quad (112)$$

2. Exact result for the tail

In fact, the tail of the distribution can be computed exactly by noting that

$$\text{Proba.}(\lambda_{\max} \leq x, n) = \bar{P}_0\left(\left[-\frac{1}{x}, \frac{1}{x}\right], n\right), \quad (113)$$

where $\overline{P}_0([a, b], n)$ is the gap probability associated to the polynomial $\overline{Q}_n(x)$ defined such that $Q_n(x) = x^n \overline{Q}_n(1/x)$. Similarly, we denote $\overline{\rho}_n(x)$ the mean density of real root associated to $\overline{Q}_n(x)$. From this exact identity (113), valid for all polynomials $Q_n(x)$ and all $n \geq 1$, one obtains the asymptotic behavior

$$\text{Proba.}(\lambda_{\max} \leq x, n) = 1 - 2 \frac{\overline{\rho}_n(0)}{x} + o(x^{-1}), \quad (114)$$

where we have simply used the definition of $\overline{\rho}_n(0)$, provided it is well defined, which is the case for Gaussian random polynomials. From this asymptotic behavior (114), one obtains the pdf $p_{\max}(x, n)$ of the maximum λ_{\max} for large $x > 0$ as

$$p_{\max}(x, n) \sim 2 \frac{\overline{\rho}_n(0)}{x^2}, \quad \overline{\rho}_n(0) = \frac{1}{\pi} \sqrt{\frac{\langle b_{n-1}^2 \rangle}{\langle b_n^2 \rangle}} \quad (115)$$

where we have used the formula (111) to compute $\overline{\rho}_n(0)$. For the various polynomials under consideration here, one thus obtains such a power law tail (115) with $\overline{\rho}_n(0) = \pi^{-1}((n-1)/n)^{\frac{d-2}{4}}$ for Kac polynomials, $\overline{\rho}_n(0) = \sqrt{n}/\pi$ for Weyl polynomials and binomial polynomials. This result shows in particular that the mean value of λ_{\max} is not defined for these polynomials.

It is interesting to note that the Mean Field approximation (112) gives the exact result for this algebraic tail (115). This might be understood by noting that, apart from a short range repulsion, the real roots of these polynomials are actually weakly correlated. For instance, for Weyl polynomials, we show in Appendix D, see Eq. (D10), that the two-point (connected) correlation function of the real roots inside the interval $[-\sqrt{n}, \sqrt{n}]$ decays faster than exponentially at large distance (see also Ref. [20] for similar properties of $K_n(x)$ and $B_n(x)$). On the other hand, the marginal distribution of a single real root is nothing else but $\rho_n(x)/\langle N_n[-\infty, \infty] \rangle$ which decays algebraically $\rho_n(x) \sim 1/x^2$ for large x . Given that these real roots are weakly correlated, we expect that the distribution of the maximum of these real roots is given by a Fréchet distribution, which indeed has a power law tail, as we found here (115).

3. Numerical results

We have checked numerically this exact asymptotic behavior (115) for the three classes of random polynomials (3, 6, 7). In all the three cases the pdf of the maximum λ_{\max} was obtained by averaging over 10^5 different realizations of the random Gaussian variables a_i 's. In the left panel of Fig. 9, we show a plot of $p_{\max}(x, n)$ as a function of x for Kac polynomials and $d = 2$, for different values of $n = 8, 16$ and 32 . Notice that the exact result in Eq. (115), which is plotted here with a dotted line, is in principle true for all $n \geq 1$ so that it is not necessary to perform numerics for polynomials of large degree. This figure shows a good agreement between our analytic result and the numerics. Similarly, in the right panel of Fig. 9, we have plotted $p_{\max}(x, n)/\sqrt{n}$ for Weyl polynomials $W_n(x)$ and for different values of $n = 8, 16$ and 32 . Here again, the agreement with the analytical result in Eq. (115) is quite good.

IV. CONCLUSIONS AND PERSPECTIVES

In conclusion, we have investigated different statistical properties of the real roots of three different types of real random polynomials (3, 6, 7). In these three classes, the mean density of real roots exhibit a rich variety of behaviors, as shown in Figs 1-3. We have first focused on gap probabilities (56, 91, 95) which were shown to be closely related to the persistence probability for the diffusion equation with random initial conditions in dimension d (1, 2). We proposed a Mean Field approximation to compute the exponents as well as the universal scaling functions describing these gap probabilities. Furthermore, we showed how to improve systematically this MF approximation (see Fig. 4, 6) using an ϵ -expansion based on the so called persistence with partial survival. In the case of binomial polynomials $B_n(x)$ (7), this allows to obtain exact results for the gap probability (94). Our main results for the gap probability $q_0(n)$ on the full real axis are summarized in Fig. 10. We hope that these connections may help to obtain exact results for the exponent $\theta(d)$, which remains a challenge. Besides, we extended our analysis to the probability that these random polynomials have exactly k real roots in a given interval $[a, b]$. We have shown, in the three cases, that this probability has an interesting scaling form characterized by a large deviation function (100-102). We proposed a Mean

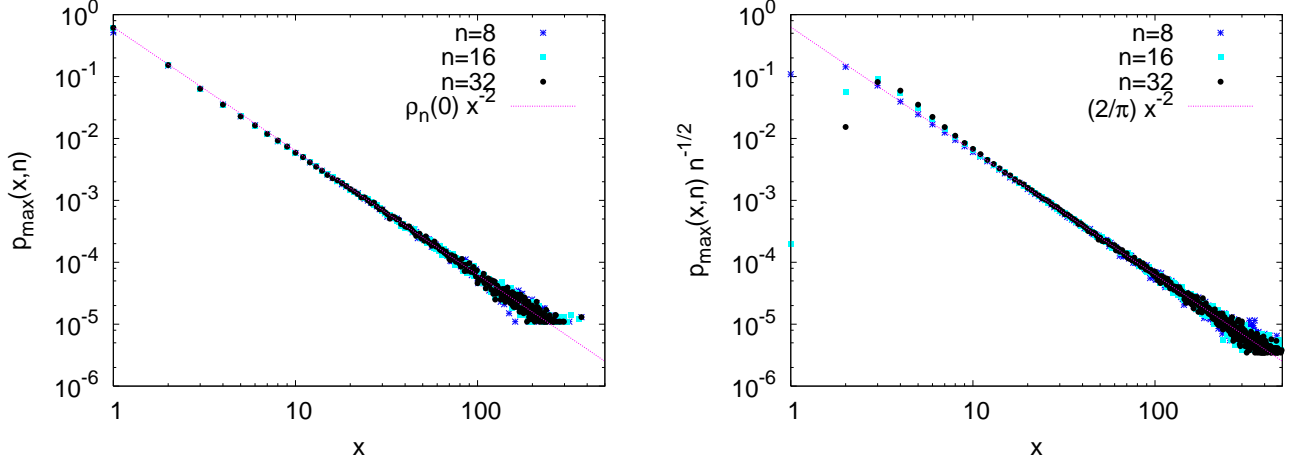


FIG. 9: **Left** : $p_{\max}(x, n)$ for Kac polynomials $K_n(x)$ (3) and $d = 2$ as a function of x for different values of $n = 8, 16$ and 32 . The dotted line is the exact result for the tail of the distribution (115). **Right** : $p_{\max}(x, n)/\sqrt{n}$ for Weyl polynomials $W_n(x)$ (6) as a function of x for different values of $n = 8, 16$ and 32 . The dotted line is the exact result for the tail of the distribution (115)

	$q_0(n)$	Mean Field	ϵ expansion up to $\mathcal{O}(\epsilon^2)$	Numerics
$K_n(x)$	$n^{-2(\theta(d)+\theta(2))}$	$\theta(d) = \frac{1}{2\pi}\sqrt{\frac{d}{2}}$ $\theta(2) = 0.1595\dots$	$\theta(2) = 0.1808\dots$	$\theta(2) = 0.187(1)$
$W_n(x)$	$\exp(-2\theta_\infty\sqrt{n})$	$\theta_\infty = 1/\pi$ $= 0.3183\dots$	$\theta_\infty = 0.3864\dots$	$\theta_\infty = 0.42(1)$
$B_n(x)$	$\exp(-\pi\theta_\infty\sqrt{n})$			

FIG. 10: Summary of the main results for the probability of no root on the full real axis $q_0(n)$ for the three different classes of polynomials $K_n(x)$, $W_n(x)$ and $B_n(x)$.

Field approximation which reproduces qualitatively these scaling forms, which were further checked numerically (see Fig. 8). A similar question was asked in the past for Ginibre real matrices : what is the probability that such $n \times n$ matrices has exactly k real roots ? Quite recently, in Ref. [37], Akemann and Kanzieper obtained an exact formula for this probability. In that case, the mean number of real roots grows like \sqrt{n} and our MF approximation would therefore suggest a scaling form for this probability similar to Eq. (101). It would be very interesting to extract the large deviation function from an asymptotic analysis of the exact result of Ref. [37].

Finally, we computed the pdf of the largest real root of these random polynomials. We showed that for a wide class of random polynomials, this pdf has an algebraic tail with exponent -2 as shown in Eq. (115) and it would certainly be interesting to extend these results to the case of non-Gaussian random polynomials.

Acknowledgments

We thank P. Krapivsky for stimulating discussions. One of us (G.S.) would like to thank the physics department of the Saarland University for hospitality and generous allocation of computer time.

APPENDIX A: CALCULATION OF THE MEAN DENSITY FOR GENERALIZED KAC'S POLYNOMIALS

In this appendix, we give some details concerning the computation of the mean density and the mean number of real roots for Kac's polynomials $K_n(x)$ (3).

1. Scaling form

The starting point of the calculation is the formula for the density $\rho_n(x)$ given in Eq. (21), which using Eq. (15) gives

$$\rho_n(x) = \frac{1}{\pi} \sqrt{\frac{s_{d/2+1,n}(x)}{1+x^2 s_{d/2-1,n}(x)} - \left(\frac{s_{d/2,n}(x)}{1+s_{d/2-1}(x)}\right)^2}, \quad (\text{A1})$$

with $s_{k,n}(x) = \sum_{i=1}^n i^k x^{2i-2}$.

In the limit $n \gg 1$, and $|1-x| \ll 1$ keeping $y = n(1-x)$ fixed, $s_{k,n}(x)$ can be viewed as a Riemann sum, thus

$$s_{k,n}(x) \sim n^{k+1} \int_0^1 dx x^k e^{-2ux}, \quad u = n(1-x). \quad (\text{A2})$$

Finally using Eq. (A2) together with Eq. (A1) yield the formula (28) given in the text :

$$\rho_n(x) = n\rho^K(n(1-x)), \quad \rho^K(y) = \frac{1}{\pi} \sqrt{\frac{I_{d/2+1}(y)}{I_{d/2-1}(y)} - \left(\frac{I_{d/2}(y)}{I_{d/2-1}(y)}\right)^2}, \quad (\text{A3})$$

$$I_m(y) = \int_0^1 dx x^m \exp(-2yx). \quad (\text{A4})$$

2. Asymptotic expansions

To compute the asymptotic behaviors of the function $\rho^K(y)$ in Eq. (28), one needs the asymptotic behaviors of $I_m(y)$ defined above (A4).

a. The limit $y \rightarrow \infty$

In that limit, one writes $I_m(y)$ as

$$\begin{aligned} I_m(y) &= y^{-1-m} \int_0^y du u^m e^{-2u} = y^{-1-m} \int_0^\infty du u^m e^{-2u} + \mathcal{O}(y^m e^{-2y}) \\ &= (2y)^{-1-m} \Gamma(1+m) + \mathcal{O}(y^m e^{-2y}), \end{aligned} \quad (\text{A5})$$

which, together with Eq. (28), gives the first line of the formula given in Eq. (30) in the text.

b. *The limit $y \rightarrow -\infty$*

Because of several cancellations occurring in $\rho^K(y)$ in the limit $y \rightarrow -\infty$ one needs the three first terms in the asymptotic behavior of $I_m(y)$ in that limit :

$$\begin{aligned} I_m(y) &= |u|^{-1-m} \int_0^{|y|} du u^m e^{2u} \\ &= e^{2|y|} \left(\frac{1}{2|y|} - \frac{m}{4y^2} + \frac{m(m-1)}{8|y|^3} + \mathcal{O}(y^{-4}) \right), \end{aligned} \quad (\text{A6})$$

which after a tedious but straightforward calculations, using Eq. (28), gives the second line of the formula given in Eq. (30) in the text.

APPENDIX B: CALCULATION OF THE MEAN DENSITY FOR REAL WEYL'S POLYNOMIALS

In this section, we present the details of the calculation leading to the scaling form given in Eq. (43). We start with the expression for the mean density given in Eq. (41) with $x = u\sqrt{n}$:

$$\rho_n(x) = \rho_n(\sqrt{nu}) = \frac{1}{\pi} \sqrt{1 + \frac{n^{n+1}u^{2n}(u^2 - 1 - n^{-1})}{e^{nu^2}\Gamma(n+1, nu^2)} - \frac{n^{2n+1}u^{4n+2}}{(e^{nu^2}\Gamma(n+1, nu^2))^2}}. \quad (\text{B1})$$

We want to obtain the limit $n \rightarrow \infty$, keeping u fixed, in the above equation (B1) . For that purpose, we need the large n behavior of $\Gamma(n, nu^2)$ for large n and u fixed. One writes

$$\Gamma(n, nu^2) = n^n \int_{u^2}^{\infty} \frac{dx}{x} e^{-n(x-\log x)} = n^n \int_{\log u^2}^{\infty} dy e^{-nf(y)} \quad , \quad f(y) = y - \log y, \quad (\text{B2})$$

and under this form (B2) we can now perform a saddle-point calculation. The function $f(y)$ has a single minimum at $y = 1$ and therefore we expect that the large n behavior of the expression in Eq. (B2) will depend on the sign of $u - 1$. For $u < 1$ the minimum of $f(y)$ lies in the interval of integration in Eq. (B2) and one gets a result independent of u

$$\Gamma(n+1, nu^2) = \sqrt{2\pi} n^{n+1/2} e^{-n} \left(1 + \mathcal{O}(n^{-1/2}) \right) \quad , \quad u < 1. \quad (\text{B3})$$

On the other hand, for $u > 1$ the minimum of $f(y)$ in Eq. (B2) lies outside the interval of integration and one gets instead

$$\Gamma(n+1, nu^2) = n^{n-1} e^{-nu^2} \frac{u^{2n}}{u^2 - 1} \left(1 - \frac{1}{n} \frac{u^2}{(u^2 - 1)^2} + \mathcal{O}(n^{-2}) \right) \quad , \quad u > 1. \quad (\text{B4})$$

Using the asymptotic expansion for $u < 1$ (B3) together with Eq. (B1) one obtains straightforwardly that for $u < 1$ fixed and large n

$$\rho_n(\sqrt{nu}) = \frac{1}{\pi} + \mathcal{O}(n^{-1/2}) \quad , \quad u < 1, \quad (\text{B5})$$

yielding, in the limit $n \rightarrow \infty$ the expression (43) given in the text. Similarly, using Eq. (B4) together with Eq. (B1), one gets for $u > 1$ fixed and large n

$$\rho_n(\sqrt{nu}) = \mathcal{O}(n^{-1}) \quad , \quad u > 1, \quad (\text{B6})$$

yielding, in the limit $n \rightarrow \infty$ the expression (43) given in the text.

APPENDIX C: COMPUTATION OF $\langle N_n^2([0, x]) \rangle_c$ FOR KAC'S POLYNOMIALS AND $d = 2$

1. Scaling form

In this appendix, we give the details of the computation of $\langle N_n^2([0, x]) \rangle$ which lead to formula (80) given in the text. We start from the general formula valid for all n [38] (see also [20])

$$\langle N_n^2([0, x]) \rangle = \int_0^x dt \rho_n(t) + \int_0^x dt_1 \int_0^x dt_2 \mathcal{K}_{n,2}(t_1, t_2), \quad (\text{C1})$$

where $\mathcal{K}_{n,2}(t_1, t_2)$ is the 2-point correlation function of real roots of $K_n(x)$, given by

$$\mathcal{K}_{n,2}(t_1, t_2) = \frac{1}{4\pi^2 \sqrt{\det \Delta_n(t_1, t_2)}} \int_{-\infty}^{\infty} \int_{-\infty}^{\infty} |y_1 y_2| e^{-\frac{1}{2}(Y \Omega_n(t_1, t_2) Y)} dy_1 dy_2, \quad (\text{C2})$$

where $Y = (y_1, y_2)$, $\Delta_n(t_1, t_2)$ is the 4×4 covariance matrix of $(K_n(t_1), K'_n(t_1), K_n(t_2), K'_n(t_2))$ and $\Omega_n(t_1, t_2)$ is the 2×2 matrix obtained by removing the first and the third rows and columns from $\Delta_n(t_1, t_2)^{-1}$. In the limit $0 < 1 - t_1 \ll 1$, $0 < 1 - t_2 \ll 1$ and $n \rightarrow \infty$, keeping $u_1 = n(1 - t_1)$, $u_2 = n(1 - t_2)$ fixed one has

$$\begin{aligned} \langle K_n(t_1) K_n(t_2) \rangle &= n g(u_1 + u_2), \quad g(x) = \frac{1 - e^{-x}}{x}, \\ \langle K_n(t_1) K'_n(t_2) \rangle &= \langle K'_n(t_1) K_n(t_2) \rangle = -n^2 g'(u_1 + u_2), \\ \langle K'_n(t_1) K'_n(t_2) \rangle &= n^3 g''(u_1 + u_2). \end{aligned} \quad (\text{C3})$$

Using these relations (C3), one obtains the matrix $\Delta_n(t_1, t_2)$ in this scaling limit as

$$\Delta_n(t_1, t_2) = \begin{pmatrix} n g(2u_1) & -n^2 g'(2u_1) & n g(u_1 + u_2) & -n^2 g'(u_1 + u_2) \\ -n^2 g'(2u_1) & n^3 g''(2u_1) & -n^2 g'(u_1 + u_2) & n^3 g''(u_1 + u_2) \\ n g(u_1 + u_2) & -n^2 g'(u_1 + u_2) & n g(2u_2) & -n^2 g'(2u_2) \\ -n^2 g'(u_1 + u_2) & n^3 g''(u_1 + u_2) & -n^2 g'(2u_2) & n^3 g''(2u_2) \end{pmatrix}, \quad (\text{C4})$$

from which one gets

$$\det \Delta_n(t_1, t_2) = n^8 \det \tilde{\Delta}(u_1, u_2), \quad (\text{C5})$$

$$\tilde{\Delta}(u_1, u_2) = \begin{pmatrix} g(2u_1) & -g'(2u_1) & g(u_1 + u_2) & -g'(u_1 + u_2) \\ -g'(2u_1) & g''(2u_1) & -g'(u_1 + u_2) & g''(u_1 + u_2) \\ g(u_1 + u_2) & -g'(u_1 + u_2) & g(2u_2) & -g'(2u_2) \\ -g'(u_1 + u_2) & g''(u_1 + u_2) & -g'(2u_2) & g''(2u_2) \end{pmatrix}. \quad (\text{C6})$$

From the structure of $\Delta_n(t_1, t_2)$ in the scaling limit (C4), one obtains the one of $\Omega_n(t_1, t_2)$ in Eq. (C2) as

$$\Omega_n(t_1, t_2) = n^{-3} \tilde{\Omega}(u_1, u_2), \quad (\text{C7})$$

$$\tilde{\Omega}(u_1, u_2) = \begin{pmatrix} A(u_1, u_2) & B(u_1, u_2) \\ B(u_1, u_2) & C(u_1, u_2) \end{pmatrix}, \quad (\text{C8})$$

where $\tilde{\Omega}(u_1, u_2)$, is obtained by removing the first and the third rows and columns from $\tilde{\Delta}(u_1, u_2)^{-1}$. The functions $A(u_1, u_2), B(u_1, u_2), C(u_1, u_2)$ have complicated expressions not given here which can be easily computed *e.g.* using Mathematica. Using the scaling forms (C5, C7) one obtains $\mathcal{K}_{n,2}(t_1, t_2)$ in Eq. (C2) in the scaling limit as

$$\mathcal{K}_{n,2}(t_1, t_2) = n^2 \tilde{\mathcal{K}}(u_1, u_2) \quad (\text{C9})$$

$$\tilde{\mathcal{K}} = \frac{(\det \tilde{\Delta})^{-1/2}}{\pi^2 A C (1 - (\delta)^2)} \left(1 + \frac{\delta}{\sqrt{1 - (\delta)^2}} \text{ArcSin } \delta \right), \quad \delta = \frac{B}{\sqrt{A C}}. \quad (\text{C10})$$

where we used the notation $\tilde{\Delta} \equiv \tilde{\Delta}(u_1, u_2)$ and the expression [20] (see also Ref. [38])

$$\int_{-\infty}^{\infty} \int_{-\infty}^{\infty} |y_1 y_2| e^{-\frac{1}{2}(Ay_1^2 + 2By_1 y_2 + Cy_2^2)} dy_1 dy_2 = \frac{4}{AC(1 - (\delta)^2)} \left(1 + \frac{\delta}{\sqrt{1 - (\delta)^2}} \text{ArcSin } \delta \right) \quad (\text{C11})$$

Using this scaling form (C9), together with the one for the density in Eq. (28), one obtains $\langle N_n([0, x])^2 \rangle_c$ in the limit $0 < (1 - x) \ll 1$, with $n \rightarrow \infty$ keeping $y = n(1 - x)$ fixed as

$$\langle N_n([0, x])^2 \rangle_c \sim \int_y^n \rho^K(u) du + \int_y^n du_1 \int_y^n du_2 (\tilde{\mathcal{K}}(u_1, u_2) - \rho^K(u_1)\rho^K(u_2)). \quad (\text{C12})$$

Alternatively, one can write Eq. (C12) in the large n limit as

$$\langle N_n([0, x])^2 \rangle - \langle N_n([0, 1])^2 \rangle = -\nu_-(n(1 - x)) \quad (\text{C13})$$

$$\nu_-(y) = \int_0^y du \rho^K(u) + 2 \int_0^y du_1 \int_{u_1}^{\infty} du_2 (\tilde{\mathcal{K}}(u_1, u_2) - \rho^K(u_1)\rho^K(u_2)). \quad (\text{C14})$$

2. Large argument behavior of $\nu_-(y)$

To compute $\nu_-(y)$ in the large y limit, one compute $d\nu_-(y)/dy$ from Eq. (C14)

$$\frac{d\nu_-(y)}{dy} = \rho^K(y) + 2 \int_y^{\infty} du_2 (\tilde{\mathcal{K}}(y, u_2) - \rho^K(y)\rho^K(u_2)). \quad (\text{C15})$$

The large y behavior of $\rho^K(y)$ has been computed previously (30). To extract the large y behavior of $d\nu_-(y)/dy$, one thus needs to compute the behavior of $\tilde{\mathcal{K}}(u_1, u_2)$ for $u_1, u_2 \gg 1$. We first analyse the behavior $\tilde{\Delta}(u_1, u_2)$ in Eq. (C6) for $u_1, u_2 \gg 1$. This yields

$$\tilde{\Delta}(u_1, u_2) \sim \begin{pmatrix} \frac{1}{2u_1} & \frac{1}{4u_1^2} & \frac{1}{u_1+u_2} & \frac{1}{(u_1+u_2)^2} \\ \frac{1}{4u_1^2} & \frac{1}{4u_1^3} & \frac{1}{(u_1+u_2)^2} & \frac{1}{(u_1+u_2)^3} \\ \frac{1}{u_1+u_2} & \frac{1}{(u_1+u_2)^2} & \frac{1}{2u_2} & \frac{1}{4u_2^2} \\ \frac{1}{(u_1+u_2)^2} & \frac{1}{(u_1+u_2)^3} & \frac{1}{4u_2^2} & \frac{1}{4u_2^3} \end{pmatrix}, \quad (\text{C16})$$

from which one gets

$$\det \tilde{\Delta}(u_1, u_2) \sim \frac{1}{256(u_1 u_2)^4} \left(\frac{u_1 - u_2}{u_1 + u_2} \right)^8. \quad (\text{C17})$$

From Eq. (C16), one gets the behavior of the matrix $\tilde{\Omega}$ in Eq. (C8) as

$$A(u_1, u_2) \sim 8u_1^3 \left(\frac{u_1 + u_2}{u_1 - u_2} \right)^4 \quad (\text{C18})$$

$$B(u_1, u_2) \sim 16 \frac{u_1^2 u_2^2}{u_1 + u_2} \left(\frac{u_1 + u_2}{u_1 - u_2} \right)^4 \quad (\text{C19})$$

$$C(u_1, u_2) \sim 8u_2^3 \left(\frac{u_1 + u_2}{u_1 - u_2} \right)^4 \quad (\text{C20})$$

which gives $\delta = B/\sqrt{AC}$ as

$$\delta(u_1, u_2) \sim \frac{2\sqrt{u_1 u_2}}{u_1 + u_2} \quad (\text{C21})$$

Finally, using Eq. (C18-C21) together with Eq. (30) in $d = 2$ one gets

$$\tilde{\mathcal{K}}(u_1, u_2) - \rho^K(u_1)\rho^K(u_2) \sim -\frac{1}{\pi^2(u_1 + u_2)^2} + \frac{1}{2\pi^2\sqrt{u_1u_2}} \frac{|u_1 - u_2|}{(u_1 + u_2)^2} \text{ArcSin} \frac{2\sqrt{u_1u_2}}{u_1 + u_2}. \quad (\text{C22})$$

Therefore, from Eq. (C15), one gets

$$\frac{d\nu_-(y)}{dy} \sim \frac{1}{y} \left(\frac{2}{\pi^2} - \frac{1}{\pi} \right) + \mathcal{O}(y^{-2}), \quad (\text{C23})$$

where we have used the identity

$$\int_1^\infty \frac{dv}{\sqrt{v}} \frac{v-1}{(v+1)^2} \text{ArcSin} \left(\frac{2\sqrt{v}}{v+1} \right) = \frac{\pi}{2} - 1. \quad (\text{C24})$$

Finally, one gets from Eq. (C23) that

$$\nu_-(y) \sim \left(\frac{2}{\pi^2} - \frac{1}{\pi} \right) \log y + \mathcal{O}(1). \quad (\text{C25})$$

APPENDIX D: COMPUTATION OF $\langle N_n^2([-x, x]) \rangle_c$ FOR WEYL POLYNOMIALS

1. Scaling form

In this appendix we give the detail of the computation of $\langle N_n([-x, x])^2 \rangle$ which leads to formula (86) in the text. Here again we start from the general formula valid for all n , similarly to Eq. (C1)

$$\langle N_n^2([-x, x]) \rangle = \int_{-x}^x dt \rho_n(t) + \int_{-x}^x dt_1 \int_{-x}^x dt_2 \mathcal{W}_{n,2}(t_1, t_2), \quad (\text{D1})$$

where $\mathcal{W}_{n,2}(t_1, t_2)$ is the 2-point correlation function of the real roots of $W_n(x)$, given by formula (C2) where $K_n(x)$ is replaced by $W_n(x)$:

$$\mathcal{W}_{n,2}(t_1, t_2) = \frac{1}{4\pi^2 \sqrt{\det \Delta_n(t_1, t_2)}} \int_{-\infty}^{\infty} \int_{-\infty}^{\infty} |y_1 y_2| e^{-\frac{1}{2}(Y \Omega_n(t_1, t_2) Y)} dy_1 dy_2, \quad (\text{D2})$$

where $Y = (y_1, y_2)$, $\Delta_n(t_1, t_2)$ is the 4×4 covariance matrix of $(W_n(t_1), W'_n(t_1), W_n(t_2), W'_n(t_2))$ and $\Omega_n(t_1, t_2)$ is the 2×2 matrix obtained by removing the first and the third rows and columns from $\Delta_n(t_1, t_2)^{-1}$. In the limit $n \rightarrow \infty$, keeping $t_1 < \sqrt{n}$, $t_2 < \sqrt{n}$ fixed one has

$$\begin{aligned} \langle W_n(t_1) W_n(t_2) \rangle &= e^{t_1 t_2}, \\ \langle W'_n(t_1) W_n(t_2) \rangle &= t_2 e^{t_1 t_2}, \\ \langle W_n(t_1) W'_n(t_2) \rangle &= t_1 e^{t_1 t_2}, \\ \langle W'_n(t_1) W'_n(t_2) \rangle &= (1 + t_1 t_2) e^{t_1 t_2}, \end{aligned} \quad (\text{D3})$$

from which we obtain $\Delta_n(t_1, t_2) = \tilde{\Delta}(t_1, t_2)$ as

$$\tilde{\Delta}(t_1, t_2) = \begin{pmatrix} e^{t_1^2} & t_1 e^{t_1^2} & e^{t_1 t_2} & t_1 e^{t_1 t_2} \\ t_1 e^{t_1^2} & (1 + t_1^2) e^{t_1^2} & t_2 e^{t_1 t_2} & (1 + t_1 t_2) e^{t_1 t_2} \\ e^{t_1 t_2} & t_2 e^{t_1 t_2} & e^{t_2^2} & t_2 e^{t_2^2} \\ t_1 e^{t_1 t_2} & (1 + t_1 t_2) e^{t_1 t_2} & t_2 e^{t_2^2} & (1 + t_2^2) e^{t_2^2} \end{pmatrix}. \quad (\text{D4})$$

The determinant is easily obtained as

$$\det \tilde{\Delta}(t_1, t_2) = e^{(t_1 + t_2)^2} \left(4 \sinh^2 \left(\frac{(t_1 - t_2)^2}{2} \right) - (t_1 - t_2)^4 \right) \quad (\text{D5})$$

From $\tilde{\Delta}(t_1, t_2)$ in Eq. (D4), one obtains $\Omega_n(t_1, t_2) = \tilde{\Omega}(t_1, t_2)$ for large n as

$$\tilde{\Omega}(t_1, t_2) = \begin{pmatrix} D(t_1, t_2) & E(t_1, t_2) \\ E(t_2, t_2) & F(t_1, t_2) \end{pmatrix} \quad (\text{D6})$$

with

$$\begin{aligned} D(t_1, t_2) &= \frac{e^{t_1^2+2t_2^2}}{\tilde{\Delta}(t_1, t_2)} (1 - e^{-(t_1-t_2)^2} (1 + (t_1 - t_2)^2)), \\ E(t_1, t_2) &= \frac{e^{3t_1 t_2}}{\tilde{\Delta}(t_1, t_2)} (1 - e^{(t_1-t_2)^2} (1 - (t_1 - t_2)^2)), \\ F(t_1, t_2) &= \frac{e^{2t_1^2+t_2^2}}{\tilde{\Delta}(t_1, t_2)} (1 - e^{-(t_1-t_2)^2} (1 + (t_1 - t_2)^2)). \end{aligned} \quad (\text{D7})$$

Finally, using these expressions (D7) together with the formula in Eq. (C11), one obtains from Eq. (D2) that $\mathcal{W}_{n,2}(t_1, t_2) = \tilde{\mathcal{W}}(t_1 - t_2)$ with

$$\tilde{\mathcal{W}}(s) = \frac{1}{\pi^2} \frac{((1 - e^{-s^2})^2 - s^4 e^{-s^2})^{\frac{1}{2}}}{1 - e^{-s^2}} \left(1 + \frac{\delta(s)}{\sqrt{1 - (\delta(s))^2}} \text{ArcSin } \delta(s) \right), \quad (\text{D8})$$

with

$$\delta(s) = \frac{e^{-s^2/2}(e^{-s^2} + s^2 - 1)}{1 - e^{-s^2} - s^2 e^{-s^2}}. \quad (\text{D9})$$

Notice that $\tilde{\mathcal{W}}(s)$ is the two point correlation function of real zeros of $W_n(x)$. Interestingly, this correlation function in Eq. (D8) coincides (up to a multiplicative prefactor π^{-2}) with the correlation of straightened zeros of $B_n(x)$ obtained in [20]. Its asymptotic behaviors are given by

$$\tilde{\mathcal{W}}(s) \sim \begin{cases} \frac{|s|}{4\pi}, & s \rightarrow 0 \\ \frac{1}{\pi^2} + \frac{s^4 e^{-s^2}}{2\pi^2}, & s \rightarrow \infty \end{cases} \quad (\text{D10})$$

Finally, using the expression (D1) together with Eq. (D2) one has for $0 < x < \sqrt{n}$, in the limit $n \rightarrow \infty$

$$\begin{aligned} \langle N_n^2([-x, x]) \rangle_c &= \nu(x), \\ \nu(x) &= \frac{2x}{\pi} + 2 \int_0^{2x} ds (2x - s) (\tilde{\mathcal{W}}(s) - \pi^{-2}). \end{aligned} \quad (\text{D11})$$

2. Large argument behavior of $\nu(x)$

To analyse the large x behavior of $\nu(x)$, one computes $d\nu(x)/dx$ and gets immediately

$$\lim_{x \rightarrow \infty} \frac{d\nu(x)}{dx} = \frac{2}{\pi} + 4 \int_0^\infty ds (\tilde{\mathcal{W}}(s) - \pi^{-2}) \quad (\text{D12})$$

such that

$$\nu(x) \propto 2\nu_\infty x, \quad x \gg 1 \quad (\text{D13})$$

with $\nu_\infty = 0.181988\dots$, which leads to the value of θ_∞ up to order $\mathcal{O}(\epsilon^2)$ given in Eq. (89).

APPENDIX E: COMPUTATION OF $\langle N_n^3([a, b]) \rangle_c$ FOR BINOMIAL POLYNOMIALS

In this appendix, we give the detailed calculation of $\langle N_n^3([a, b]) \rangle_c$ which leads to the formula (93) given in the text, for $m = 3$. We start with the general formula (see for instance Ref. [20]):

$$\langle N_n^3([a, b]) \rangle_c = \langle N_n[a, b] \rangle + 3\langle N_n^2[a, b] \rangle_c \quad (\text{E1})$$

$$+ \int_a^b dt_1 \int_a^b dt_2 \int_a^b dt_3 (\mathcal{B}_{n,3}(t_1, t_2, t_3) - 3\mathcal{B}_{n,2}(t_1, t_2)\rho_n(t_3) + \rho_n(t_1)\rho_n(t_2)\rho_n(t_3)) , \quad (\text{E2})$$

where $\mathcal{B}_{n,m}$ is the m -point correlation function of real roots of $B_n(x)$. In Eq. (E1), $\mathcal{B}_{n,2}(t_1, t_2)$ is given by the formula (C2) where $K_n(x)$ is replaced by $B_n(x)$ and $\mathcal{B}_{n,3}(t_1, t_2, t_3)$ is formally given by (see for instance Ref. [20])

$$\mathcal{B}_{n,3}(t_1, t_2, t_3) = \int_{-\infty}^{\infty} dy_1 \int_{-\infty}^{\infty} dy_2 \int_{-\infty}^{\infty} dy_3 |y_1 y_2 y_3| D_{n,3}(0, y_1, 0, y_2, 0, y_3; t_1, t_2, t_3) , \quad (\text{E3})$$

where $D_{n,3}(x_1, y_1, x_2, y_2, x_3, y_3)$ is the joint distribution density of $(B_n(t_1), B'_n(t_1), (B_n(t_2), B'_n(t_2), (B_n(t_3), B'_n(t_3))$. According to Eq. (92), the two terms in (E1) have the desired form (93) for large n . To study the triple integral in Eq. (E2) in the large n limit, we will use the results obtained in Ref. [20] :

$$\lim_{n \rightarrow \infty} \left[\frac{\mathcal{B}_{n,2}(t_1, t_2)}{\rho_n(t_1)\rho_n(t_2)} \right]_{t_i = \langle N[0, s_i] \rangle^{-1}} = b_2(s_1, s_2) \equiv b_2(s_1 - s_2) , \quad (\text{E4})$$

where $\langle N[0, s_i] \rangle^{-1}$ is the inverse function of $\langle N[0, s_i] \rangle$. Similarly

$$\lim_{n \rightarrow \infty} \left[\frac{\mathcal{B}_{n,3}(t_1, t_2, t_3)}{\rho_n(t_1)\rho_n(t_2)\rho_n(t_3)} \right]_{t_i = \langle N[0, s_i] \rangle^{-1}} = b_3(s_1, s_2, s_3) \equiv b_3(s_1 - s_2, s_2 - s_3) , \quad (\text{E5})$$

where $b_2(u)$ and $b_3(u, v)$ are well defined functions, with a quite complicated expression not given here (see Ref. [20] for more detail). Given these results (E4, E5), it is natural to perform the change of variable $s_i = \langle N_n[0, t_i] \rangle$ in Eq. (E2), which yields

$$\int_0^x dt_1 \int_0^x dt_2 \int_0^x dt_3 (\mathcal{B}_{n,3}(t_1, t_2, t_3) - 3\mathcal{B}_{n,2}(t_1, t_2)\rho_n(t_3) + \rho_n(t_1)\rho_n(t_2)\rho_n(t_3)) \quad (\text{E6})$$

$$= \int_{\langle N_n[0, a] \rangle}^{\langle N_n[0, b] \rangle} ds_1 \int_{\langle N_n[0, a] \rangle}^{\langle N_n[0, b] \rangle} ds_2 \int_{\langle N_n[0, a] \rangle}^{\langle N_n[0, b] \rangle} ds_3 (b_3(s_1 - s_2, s_2 - s_3) - 3b_2(s_1 - s_2) + 2) . \quad (\text{E7})$$

Performing the change of variables $s_i \rightarrow s_i - \langle N_n[0, a] \rangle$, one has

$$\int_0^x dt_1 \int_0^x dt_2 \int_0^x dt_3 (\mathcal{B}_{n,3}(t_1, t_2, t_3) - 3\mathcal{B}_{n,2}(t_1, t_2)\rho_n(t_3) + \rho_n(t_1)\rho_n(t_2)\rho_n(t_3)) \quad (\text{E8})$$

$$= \int_0^{\langle N_n[a, b] \rangle} ds_1 \int_0^{\langle N_n[a, b] \rangle} ds_2 \int_0^{\langle N_n[a, b] \rangle} ds_3 (b_3(s_1 - s_2, s_2 - s_3) - 3b_2(s_1 - s_2) + 2) . \quad (\text{E9})$$

Given that $\langle N_n[a, b] \rangle \propto \sqrt{n}$ in the large n limit for $a, b > n^{-1/2}$, one gets the multiple integral in Eq. (E8) in the large n limit as

$$\int_0^{\langle N_n[a, b] \rangle} ds_1 \int_0^{\langle N_n[a, b] \rangle} ds_2 \int_0^{\langle N_n[a, b] \rangle} ds_3 (b_3(s_1 - s_2, s_2 - s_3) - 3b_2(s_1 - s_2) + 2) \sim \sigma \langle N_n[a, b] \rangle , \quad (\text{E10})$$

with $\sigma = 3 \int_{-\infty}^0 du \int_{-\infty}^0 dv (b_3(u, v) - 3b_2(v) + 2)$, provided this double integral over u, v is well defined (which we can only assume here given the complicated expression of $b_3(u, v)$).

Finally, combining Eq. (E1, E2, 92) together with Eq. (E10) one obtains that

$$\langle N_n^3[a, b] \rangle_c \propto \beta_3 \langle N_n[a, b] \rangle, \quad (\text{E11})$$

with $a_3 = 1 + 3a_2 + \sigma$. Notice that the crucial point in the derivation of this relation is the fact that $\langle N_n[a, b] \rangle \propto \sqrt{n}$ for any fixed $a, b > n^{-1/2}$. One expects a similar mechanism to hold for higher values of m , yielding Eq. (93) in the text.

$$\langle N_n^m[a, b] \rangle_c \propto \beta_m \langle N_n[a, b] \rangle. \quad (\text{E12})$$

- [1] S.N. Majumdar, Persistence in nonequilibrium systems, *Curr. Sci.*, **77**, 370 (1999).
- [2] M. Marcos-Martin, D. Beysens, J. P. Bouchaud, C. Godrèche, and I. Yekutieli, Self-diffusion and ‘visited’ surface in the droplet condensation problem (breath figures), *Physica* **214D**, 396 (1995).
- [3] W. Y. Tam, R. Zeitak, K. Y. Szeto and J. Stavans, First-passage exponent in two-dimensional soap froth, *Phys. Rev. Lett.* **78**, 1588 (1997).
- [4] D. B. Dougherty, I. Lyubinetsky, E. D. Williams, M. Constantin, C. Dasgupta and S. Das Sarma, Experimental persistence probability for fluctuating steps, *Phys. Rev. Lett.* **89**, 136102 (2002).
- [5] G. P. Wong, R. W. Mair, R. L. Walsworth and D. G. Cory, Measurement of persistence in 1D diffusion, *Phys. Rev. Lett.* **86**, 4156 (2001).
- [6] S. N. Majumdar, C. Sire, A. J. Bray, S. J. Cornell, *Phys. Rev. Lett.* **77**, Nontrivial exponent for simple diffusion, 2867 (1996); B. Derrida, V. Hakim and R. Zeitak, Persistent spins in the linear diffusion approximation of phase ordering and zeros of stationary Gaussian processes, *ibid.* 2871.
- [7] T. J. Newman and W. Loinaz, Critical dimensions of the diffusion equation, *Phys. Rev. Lett.* **86**, 2712 (2001).
- [8] D. S. Palmer, Properties of random functions, *Proc. Camb. Phil. Soc.* **52**, 672 (1956).
- [9] A. Bloch and G. Pólya, On the roots of certain algebraic equations, *Proc. London Math. Soc.* (3) **33**, 102 (1932).
- [10] A. T. Bharucha-Reid and M. Sambandham, *Random Polynomials*, Academic Press, New York, 1986.
- [11] K. Farahmand, in *Topics in random polynomials*, Pitman research notes in mathematics series **393**, (Longman, Harlow) (1998).
- [12] A. Edelman and E. Kostlan, How many zeros of random polynomials are real ?, *Bull. Amer. Math. Soc.* **32**, 1 (1995).
- [13] E. Bogomolny, O. Bohigas and P. Leboeuf, Distribution of roots of random polynomials, *Phys. Rev. Lett.* **68**, 2726 (1992); Quantum chaotic dynamics and random polynomials, *J. Stat. Phys.* **85**, 639 (1996).
- [14] G. Schehr and S.N. Majumdar, Statistics of the number of zero crossings: from random polynomials to the diffusion equation, *Phys. Rev. Lett.* **99**, 060603 (2007).
- [15] M. Kac, On the average number of real roots of a random algebraic equation, *Bull. Amer. Math. Soc.* **49**, 314 (1943); Erratum: *Bull. Amer. Math. Soc.* **49**, 938 (1943).
- [16] M. Das, Real zeros of a class of random algebraic polynomials, *J. Indian Math. Soc.* **36**, 53 (1972).
- [17] M. L. Mehta, *Random matrices*, Academic Press, New York, (1991).
- [18] A. Dembo, B. Poonen, Q.-M. Shao, O. Zeitouni, Random polynomials having few or no real zeros, *J. Amer. Math. Soc.* **15**, 857 (2002).
- [19] Y. Castin, Z. Hadzibabic, S. Stock, J. Dalibard and S. Stringari, Quantized vortices in the ideal Bose gas: a physical realization of random polynomials, *Phys. Rev. Lett.* **96**, 040405 (2006).
- [20] P. Bleher and X. Di, Correlations between zeros of a random polynomial, *J. Stat. Phys.* **88**, 269 (1997).
- [21] S. N. Majumdar and A. J. Bray, Persistence with Partial Survival, *Phys. Rev. Lett.* **81**, 2626 (1998).
- [22] D. Slepian, The one-sided barrier problem for Gaussian noise, *Bell Syst. Tech. J.* **41**, 463 (1962).
- [23] J.A. McFadden, The axis-crossing intervals of random functions – II, *IRE Trans. Inform. Theor.* **IT-4**, 14 (1957).
- [24] H.J. Hilhorst, Persistence exponent of the diffusion equation in epsilon dimensions, *Physica A*, **277**, 124 (2000).
- [25] G. C. M. A. Ehrhardt and A. J. Bray, Series expansion calculation of persistence exponents, *Phys. Rev. Lett.* **88**, 070601 (2002).
- [26] S.O. Rice, Mathematical analysis of random noise, *Bell Syst. Tech. J.*, **23**, 282 (1944).
- [27] I. S Gradshteyn and I. M. Ryzhik, *Tables of integrals, series and products*, Academic Press (1980).
- [28] A.P. Aldous and Y.V. Fyodorov, Real roots of random polynomials: universality close to accumulation points, *J. Phys. A: Math. Gen.* **37**, 1231 (2004).
- [29] J.E. Wilkins, An asymptotic expansion for the expected number of real zeros of a random polynomial, *Proc. Am. Math. Soc.* **42**, 1249 (1988).
- [30] A. Edelman, E. Kostlan and M. Schub, How many eigenvalues of a random matrix are real ?, *J. Amer. Math. Soc.* **7**, 247 (1994).

- [31] P. Leboeuf, Random Analytic Chaotic Eigenstates, *J. Stat. Phys.* **95**, 651 (1999).
- [32] N.B. Maslova, On the distribution of the number of real roots of random polynomials, *Theor. Proba. Appl.* **19**, 461 (1974).
- [33] T. W. Burkhardt, Dynamics of inelastic collapse, *Phys. Rev. E* **63**, 011111 (2001).
- [34] G. De Smedt, C. Godrèche, J.M. Luck, Partial survival and inelastic collapse for a randomly accelerated particle, *Europhys. Lett.* **53**, 438 (2001).
- [35] Y.G. Sinai, Distribution of some functionals of the integral of a random walk, *Theor. Math. Phys.* **90**, 219 (1992).
- [36] T.W. Burkhardt, Semiflexible polymer in the half plane and statistics of the integral of a Brownian curve, *J. Phys. A : Math. Gen.* **26**, L1157 (1993).
- [37] E. Kanzieper and G. Akemann, Statistics of real eigenvalues in Ginibre's ensemble of random real matrices, *Phys. Rev. Lett.* **95**, 230201 (2005); G. Akemann and E. Kanzieper, Integrable structure of Ginibre's ensemble of real random matrices and a Pfaffian integration theorem, *J. Stat. Phys.* **129** 1159 (2007).
- [38] J.S. Bendat, *Principles and Applications of Random Noise Theory*, Wiley, New York, (1958).