

GLOBAL COMPTON HEATING AND COOLING IN HOT ACCRETION FLOWS

FENG YUAN^{1,2}, FUGUO XIE^{1,3}, JEREMIAH P. OSTRICKER⁴

Draft version February 6, 2020

ABSTRACT

The hot accretion flow (such as advection-dominated accretion flow) is usually optically thin in the radial direction, therefore the photons produced at one radius can travel for a long distance without being absorbed and heat or cool electrons at other radii via Compton scattering. This effect has been ignored in most previous works on hot accretion flows and is the focus of this paper. If the mass accretion rate is described by $\dot{M} = \dot{M}_0(r/r_{\text{out}})^{0.3}$ with $r_{\text{out}} = 10^4 r_s$ and $r_s = 2GM/c^2$, we find that when $\dot{M}_0 > 0.1L_{\text{Edd}}/c^2$, the rates of Compton heating (at $r \gtrsim 10^3 r_s$) or cooling (at $r \lesssim 10^3 r_s$) are larger than the local heating rate of electrons; therefore the effect is important. We can obtain the self-consistent steady solution with this effect included only if the accretion rate $\dot{M}_0 \lesssim L_{\text{Edd}}/c^2$ which corresponds to $L \lesssim 0.01L_{\text{Edd}}$. Above this accretion rate the equilibrium temperature of electrons at $r_{\text{out}} = 10^4 r_s$ is higher than the virial temperature, as a result of strong Compton heating, so the accretion is suppressed. We argue that in this case the activity of the black hole will “oscillate” between an active and an inactive phases, with the oscillation timescale being the radiative timescale of the gas at r_{out} .

Subject headings: accretion, accretion disks — black hole physics — galaxies: active — quasars: general — X-rays: general

1. INTRODUCTION

Compton scattering between photons and electrons is an important process in astrophysics. If the photons are not produced at the same place where the electrons are located, we call it “global Compton scattering” and is the focus of the present paper. Momentum and energy of photons and electrons can be exchanged in this process and these two aspects often play an important role in determining the dynamics of the gas flow. On the galactic scale, this so-called radiative feedback mechanism now is believed to be crucial for the galaxy formation and evolution (e.g., Ciotti & Ostriker 2001, 2007; Murray et al. 2005; Hopkins et al. 2005). On a smaller scale, the effect of Compton scattering on the dynamics of gas flows surrounding a strongly radiating quasar has been investigated and outflow is produced as a consequence of Compton heating (e.g., Proga, Ostriker & Kurosawa 2008). If the flow is geometrically thick and optically thin, the photons can travel a large distance without being absorbed. Therefore the global Compton scattering effect is in principle important. This is the case of a spherical accretion and hot accretion flow. The latter includes the advection-dominated accretion flow (ADAF; Narayan & Yi 1994; 1995) and luminous hot accretion flow (LHAF; Yuan 2001; 2003), two types of hot accretion flows corresponding to low and high accretion rates, respectively.

For spherical accretion, the interaction of momentum between photons and electrons sets up a largest possible luminosity the accretion flow could reach, namely the Eddington luminosity L_{Edd} (but this limit does not apply when the accretion flow has a non-zero angular momentum; see, e.g., Ohsuga & Mineshige 2007). The effect of the energy interaction between photons and electrons in a spherical accretion flow has been investigated by Ostriker et al. (1976). It was found that

when the luminosity is larger than a certain value the outward energetic photons could heat gas flow significantly so that the local sound speed is larger than the escape speed, or, in other words, the temperature is higher than the virial temperature, thus the accretion is suppressed.

In almost all of the previous work on the dynamics of an ADAF and LHAF, only the “local” Compton heating/cooling effect has been considered while the global Compton effect has been neglected. Here “local” means that photons are originally produced at the same region with the scattered electrons. This local Compton scattering serves as the main cooling mechanism of electrons (Compton cooling) and main mechanism of producing X-ray emission (thermal Comptonization). The only two groups to our knowledge considering the global Compton scattering are Esin (1997) and Park & Ostriker (1999; 2001; 2007). The former deals with one-dimensional ADAF and finds that the global Compton heating/cooling is not important and can be neglected. Park & Ostriker (2001; 2007) deal with two-dimensional flow and focus on the possible production of outflow in the polar region because of strong Compton heating there, but they do not attempt to obtain self-consistent solutions. Their conclusion is that Compton heating effect is important in many cases, which is quite different from Esin’s result.

All their work are based on the self-similar solution of ADAF (Narayan & Yi 1994; 1995). The discrepancy between the two groups is likely due to the additional but different assumptions adopted. While the self-similar approximation is quite successful in catching the main spirit of an ADAF, it is not a good approximation when we want to calculate the radiation since order of magnitude error could be produced. This is because the self-similar approximation breaks down at the inner region of the ADAF where most of the radiation comes from. When we consider the effect of global Compton heating/cooling, obviously it is crucial to calculate the exact spectrum from the exact global solution of the accretion flow. This is the main motivation of the present paper. In addition, important theoretical progress on ADAF solutions have been made since its discovery (see review in Yuan, Quataert

¹ Shanghai Astronomical Observatory, Chinese Academy of Sciences, 80 Nandan Road, Shanghai 200030, China; fyuan@shao.ac.cn

² Joint Institute for Galaxy and Cosmology (JOINGC) of SHAO and USTC

³ Graduate School of Chinese Academy of Sciences, Beijing 100039, China

⁴ Princeton University Observatory, Princeton, USA

& Narayan 2003). The two most important ones are the presence of outflow and significant direct electron heating by turbulent dissipation, which is much stronger than the heating of Coulomb collision between ions and electrons and is the main heating mechanism for electrons. Both of them are important to determining the dynamics of ADAFs while they have not been properly taken into account in the above works. In the present paper we will focus on the one-dimensional case since the uncertainty of our understanding to two-dimensional structure of accretion flow is very large. We would like to emphasize, however, a full understanding to the two-dimensional case is obviously important and should be a topic of future research.

2. THE IMPORTANCE OF COMPTON HEATING OR COOLING IN HOT ACCRETION FLOWS

2.1. Calculation Method

Consider a canonical hot accretion flow without taking into account the global Compton heating or cooling. Outflow is taken into account by adopting the following radius-dependent mass accretion rate (e.g., Blandford & Begelman 1999):

$$\dot{M} = -4\pi r H \rho v = \dot{M}_0 \left(\frac{r}{r_{\text{out}}} \right)^s, \quad (1)$$

where \dot{M}_0 is the mass accretion rate at the outer boundary r_{out} . The value of index s describes the strength of the outflow and we use $s = 0.3$ from the detailed modeling of Sgr A*, the supermassive black hole in our Galactic center (Yuan, Quataert & Narayan 2003). The energy equations for ions and electrons are

$$\rho v \left(\frac{d\varepsilon_i}{dr} - \frac{p_i}{\rho^2} \frac{d\rho}{dr} \right) = (1 - \delta)q^+ - q_{ie}, \quad (2)$$

$$\rho v \left(\frac{d\varepsilon_e}{dr} - \frac{p_e}{\rho^2} \frac{d\rho}{dr} \right) = \delta q^+ + q_{ie} - q^-, \quad (3)$$

where $\varepsilon_{e,i}$ is the internal energy of electrons and ions per unit mass of the gas, q_{ie} is the Coulomb energy exchange rate between electrons and ions, q^- is the electron cooling rate, including synchrotron and bremsstrahlung emissions and their local Comptonization, q^+ is the net turbulent heating rate, the value of δ describes the fraction of turbulent heating which directly heats electrons and we use $\delta = 0.5$ again from the modeling of Sgr A* (see also Sharma et al. 2007).

We first get the exact global solution of the hot accretion flow so that we know all the quantities such as density and temperature as a function of radius. This requires us to solve the set of equations describing the conservations of mass (eq. 1), energy (eqs. 2 & 3), and momentum (ref. Yuan, Quataert & Narayan 2003). The global solution should satisfy the outer boundary condition at the outer boundary r_{out} , the inner boundary condition at the horizon, and a sonic point condition at the sonic point. To calculate the rate of “global” Compton heating/cooling of electrons at a given radius r , we need to know the spectrum received at r emitted by the whole flow. This requires us to solve the radiative transfer equations along the radial direction, which is complicated when scattering is important. For simplicity, here we deal with the scattering in a simple way and write the received spectrum at r emitted by the flow inside of r as,

$$F_\nu^{\text{in}}(r) = \int_{r_s}^r e^{-\tau} \frac{1}{4\pi r^2} dL_\nu(r') \quad (4)$$

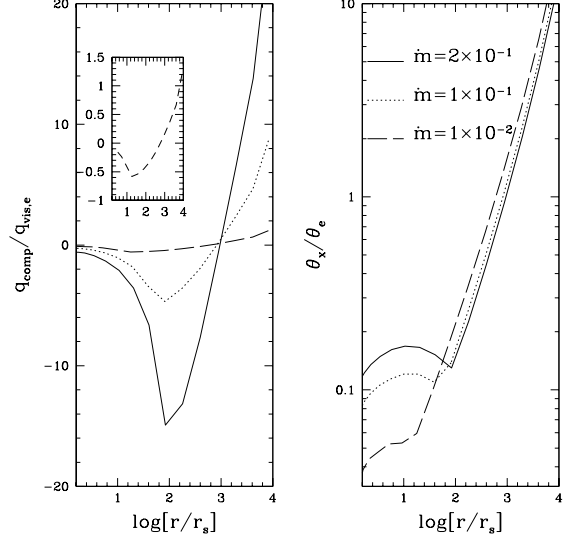


FIG. 1.— Left panel: The ratio of the Compton heating/cooling rate to the turbulent heating rate of electrons in hot accretion flows for $\dot{M} = \dot{M}_0(r/10^4 r_s)^{0.3}$ with three different accretion rates $\dot{M}_0 = 0.01, 0.1, 0.2 \dot{M}_{\text{Edd}}$. The inset shows the amplification of the case of $\dot{m} = 10^{-2}$. Right panel: The ratio of the radiation temperature θ_x (see text for definition) and the electron temperature θ_e .

Here τ is the scattering optical depth from r' to r , $\tau = \int_{r'}^r \sigma_T n_e dr'$, and $dL_\nu(r')$ is the emitted monochromatic luminosity from a shell at r' with thickness dr' and height $H(r')$. It includes synchrotron and bremsstrahlung emissions and their local Comptonization. We approximate the calculation of the unscattered part of $dL_\nu(r')$ by solving the radiative transfer along the vertical direction of ADAFs adopting a two-stream approximation (Manmoto, Mineshige & Kusunose 1997):

$$dL_\nu^{\text{un}}(r') = \frac{4\pi^2}{\sqrt{3}} B_\nu [1 - \exp(-2\sqrt{3}\tau_\nu^*)] r' dr' \quad (5)$$

Here B_ν denotes the Planck spectrum, $\tau_\nu^* \equiv (\pi/2)^{1/2} \kappa_\nu(0) H(r')$ is the optical depth for absorption in the vertical direction with $\kappa_\nu(0)$ being the absorption coefficient on the equatorial plane. The free-free absorption and synchrotron self-absorption are included in this way. For the calculation of the Compton scattered part of $dL_\nu(r')$, we use the approach of Coppi & Blandford (1990). The integration in eq. (4) begins from the black hole horizon $r_s \equiv 2GM/c^2$.

The spectrum received at r emitted by the flow outside of r is (Park & Ostriker 2007),

$$F_\nu^{\text{out}}(r) = \int_r^{r_{\text{out}}} \frac{e^{-\tau}}{4\pi r' H(r')} \frac{r'}{r} \ln \sqrt{\frac{r'+r}{r'-r}} dL_\nu(r') \quad (6)$$

The total spectrum received at r is the sum of $F_\nu^{\text{in}}(r)$ and $F_\nu^{\text{out}}(r)$.

Assuming that electrons in hot accretion flow are non-relativistic and have a Maxwell distribution with temperature T_e , after each scattering between an electron and a photon with energy $\epsilon \equiv h\nu$ the electron will receive (or loss) energy to:

$$\Delta\epsilon = \epsilon \frac{\epsilon - 4kT_e}{m_e c^2}. \quad (7)$$

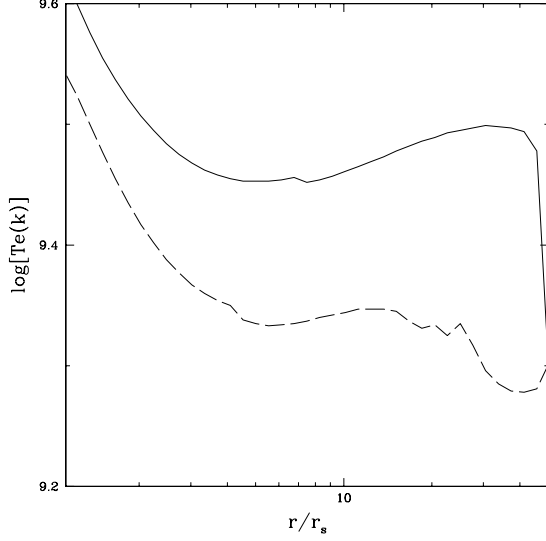


FIG. 2.— The electron temperature profile of the solutions before (solid) and after (dashed) the global Compton effect is taken into account. $M = 10M_\odot$ and $\dot{M} = 0.1 \left(\frac{r}{50r_s}\right)^{0.3} \dot{M}_{\text{Edd}}$.

The number of scattering in the region of the accretion flow with unit length and scattering optical depth τ_{es} is

$$N = \tau_{es} + \tau_{es}^2. \quad (8)$$

The Compton heating/cooling rate is then

$$q_{\text{comp}} = \int [F_\nu^{\text{in}}(r) + F_\nu^{\text{out}}(r)] (\tau_{es} + \tau_{es}^2) \frac{h\nu - 4kT_e}{m_e c^2} d\nu. \quad (9)$$

Following Park & Ostriker (2007), we define a “radiation temperature” (or “Compton temperature”):

$$\theta_x \equiv \frac{\int [F_\nu^{\text{in}}(r) + F_\nu^{\text{out}}(r)] h\nu d\nu}{4m_e c^2 \int [F_\nu^{\text{in}}(r) + F_\nu^{\text{out}}(r)] d\nu}, \quad (10)$$

then eq. (9) can be rewritten as,

$$q_{\text{comp}} = 4(\tau_{es} + \tau_{es}^2)(\theta_x - \theta_e) \int [F_\nu^{\text{in}}(r) + F_\nu^{\text{out}}(r)] d\nu. \quad (11)$$

Here $\theta_e \equiv kT_e/m_e c^2$. So whether the Compton scattering is a heating or cooling effect for electrons depends on whether the electron temperature θ_e is larger or smaller than the “radiation temperature” θ_x .

It is important to note here that the radiation temperature is obtained from the flux distribution by weighting with the factor $h\nu$. It physically represents the equilibrium between Compton heating and cooling. For a typical quasar spectrum (Sazonov, Ostriker & Sunyaev 2004), it corresponds to $2 \times 10^7 \text{K}$ or several KeV where the bulk of the radiation is emitted in the UV or, in some cases, IR portions of the spectrum. As we will see below (e.g., ref. Fig. 7), the radiation temperature of an ADAF spectrum is much higher because of its different spectrum.

2.2. Results

The dominant heating term of electrons in eq. (3) is $q_{\text{vis},e} \equiv \delta q^+$ (rather than q_{ie} as in the “old” ADAF). We compare the rate of global Compton heating/cooling with $q_{\text{vis},e}$

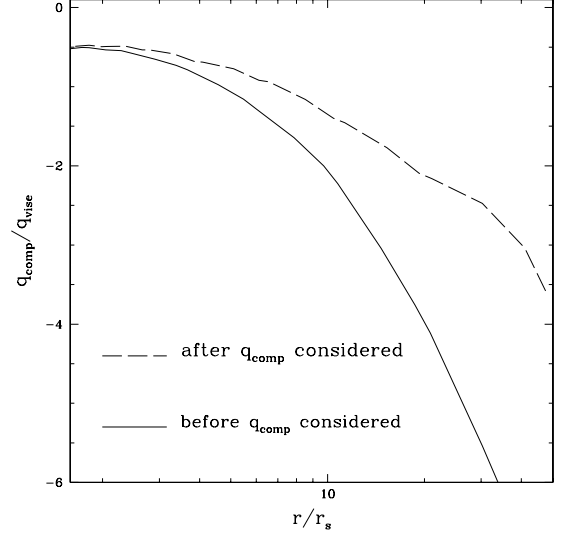


FIG. 3.— The ratio of the rate of Compton heating/cooling and the turbulent heating of electrons of the solutions before (solid) and after (dashed) the global Compton effect is taken into account. $M = 10M_\odot$ and $\dot{M} = 0.1 \left(\frac{r}{50r_s}\right)^{0.3} \dot{M}_{\text{Edd}}$.

and the result is shown in Fig. 1 for $\dot{M} = \dot{M}_0(r/10^4 r_s)^{0.3}$ with $\dot{M}_0 = 0.01, 0.1$, and $0.2\dot{M}_{\text{Edd}}$ (with $\dot{M}_{\text{Edd}} \equiv 10L_{\text{Edd}}/c^2$). At large radii, $r \gtrsim 10^3 r_s$, Compton scattering heats electrons while at small radii, $r \lesssim 10^3 r_s$, it cools electrons. This is of course because the radiation temperature is lower (higher) than the electron temperature at the small (large) radii, as shown by the right panel of Fig. 1. We can see from the left panel of Fig. 1 that the Compton effect is important when $\dot{M}_0 \gtrsim 0.01\dot{M}_{\text{Edd}}$. The corresponding accretion rate at the black hole horizon is $\sim 10^{-3}\dot{M}_{\text{Edd}} \equiv 10^{-2}L_{\text{Edd}}/c^2$ and the corresponding luminosity is $\sim 5 \times 10^{-4}L_{\text{Edd}}$.

Note that from the left panel of Fig. 1 we see that the “critical” value of \dot{M}_0 above which the Compton effect is important is a function of r_{out} . When r_{out} is larger, the critical value of \dot{M}_0 is lower. However, in reality r_{out} has a largest feasible value. If the ADAF starts out from a transition from a standard thin disk r_{out} equals to the transition radius. If on the other hand the whole accretion flow is an ADAF such as in our Galactic center, r_{out} should be determined by the Bondi radius. Outside of Bondi radius, the effect of Compton heating is not so clear, because matching an ADAF solution to one with proper boundary condition at infinity is an unsolved problem.

Our result that Compton scattering heats electrons at large radii while cools electrons at small radii is consistent with both Esin (1997) and Park & Ostriker (2001; 2007). However, Esin (1997) found that Compton heating rate is always even smaller than the Coulomb collision heating rate therefore is negligible. This is quite different from our result and Park & Ostriker (2001; 2007). The reason may come from some over-simplifications and the different (old) ADAF model adopted in Esin (1997).

3. THE SELF-CONSISTENT SOLUTIONS

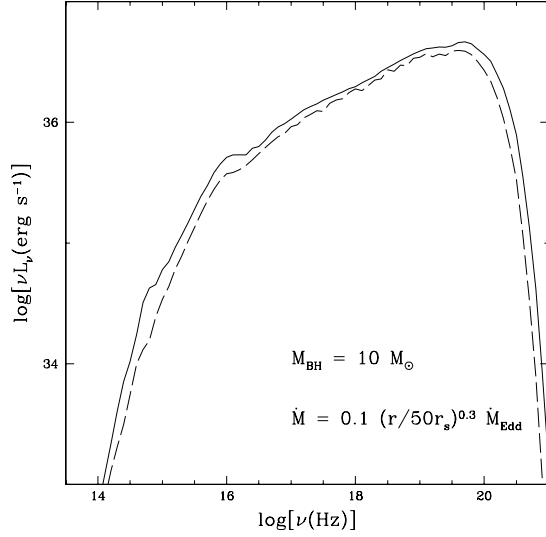


FIG. 4.— The spectrum of the accretion flow before (solid) and after (dashed) the global Compton effect is taken into account. $M = 10M_\odot$ and $\dot{M} = 0.1 \left(\frac{r}{50r_s}\right)^{0.3} \dot{M}_{\text{Edd}}$.

The above result indicates that we should take into account the effect of global Compton heating/cooling when we calculate the global solution of the hot accretion flow when \dot{M} is relatively large. This has not been studied in Esin (1997) and Park & Ostriker (1999; 2001; 2007). We use an iteration method to achieve this. We first solve the global solution without considering the Compton effect, calculating the rate of Compton heating/cooling at each radius as described above, q_{comp} . We then include this term in the energy equations of electrons:

$$\rho v \left(\frac{d\varepsilon_e}{dr} - \frac{p_e}{\rho^2} \frac{d\rho}{dr} \right) = \delta q^+ + q_{ie} - q^- + q_{\text{comp}}, \quad (12)$$

and calculate the “new” global solution of the accretion flow based on this “new” equation. Then we get a new Compton heating/cooling rate. If the new rate is not equal to the guessed value we replace the guessed value with the new one and repeat this procedure until they are equal.

Figs. 2-7 show the calculation results. Figs. 2-4 are for a stellar mass black hole with $M = 10M_\odot$ and $\dot{M} = 0.1 \left(\frac{r}{50r_s}\right)^{0.3} \dot{M}_{\text{Edd}}$. Fig. 2 shows the electron temperature of the global solution without (solid line) and with (dashed line) the global Compton heating/cooling effect included. Because Compton scattering plays a cooling role at small radii, we see that the electron temperature decreases after the Compton effect is taken into account. Fig. 3 shows the ratio of Compton heating and local viscous heating ($q_{\text{comp}}/q_{\text{vis}}$) before (solid line) and after (dashed line) the global Compton effect is included.

Because almost all of the modeling using the hot accretion flow models to astrophysical sources has not taken into account the global effect, we would like to check how different the spectrum produced by the self-consistent solution is compared to the spectrum produced by the “old” solution. Fig. 4 shows the spectra from the hot accretion flow before (solid line) and after (dashed line) the Compton effect is taken into

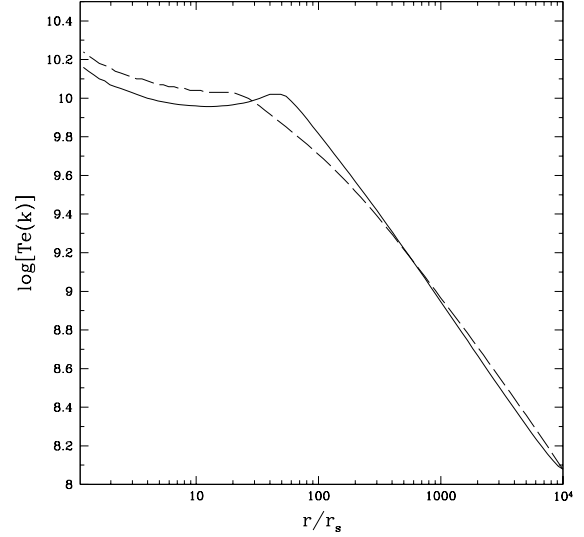


FIG. 5.— Same with Fig. 2, but for $M = 10^8 M_\odot$ and $\dot{M} = 0.1 \left(\frac{r}{10^4 r_s}\right)^{0.3} \dot{M}_{\text{Edd}}$.

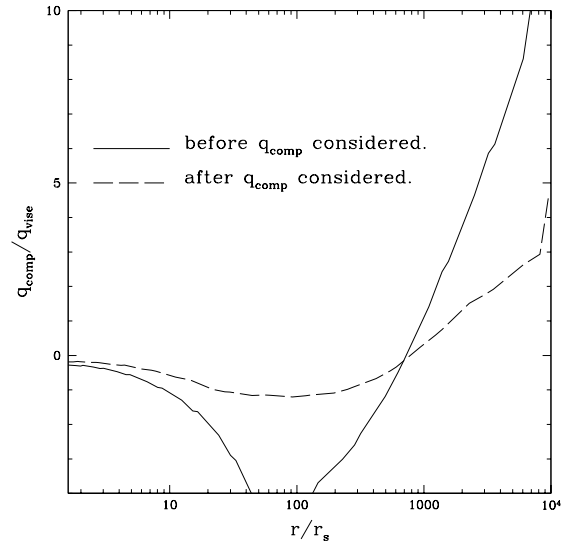


FIG. 6.— Same with Fig. 3, but for $M = 10^8 M_\odot$ and $\dot{M} = 0.1 \left(\frac{r}{10^4 r_s}\right)^{0.3} \dot{M}_{\text{Edd}}$.

account. We see that the luminosity decreases somewhat because of Compton cooling. This is what we expect because at the inner region where most of the radiation comes from the electron temperature of the self-consistent solution decreases compared to the “old” solution. On the other hand, we see from the figure that discrepancy of the spectra is not large and such a discrepancy can be easily absorbed in the uncertainty of some microphysics of hot accretion flow such as the value of δ .

Figs. 5-7 are for $M = 10^8 M_\odot$ and $\dot{M} = 0.1 (r/10^4 r_s)^{0.3} \dot{M}_{\text{Edd}}$. We see in Fig. 5 that the electron temperature increases at sev-

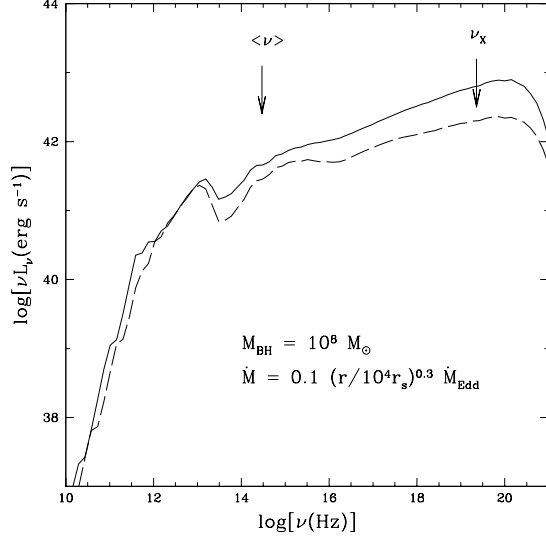


FIG. 7.— Same with Fig. 4, but for $M = 10^8 M_\odot$ and $\dot{M} = 0.1 \left(\frac{r}{10^4 r_s} \right)^{0.3} \dot{M}_{\text{Edd}}$. The two arrows show the values of the average energy and energy-weighted energy of photons emitted by the self-consistent solution.

eral hundreds r_s and decreases at several tens r_s , as we expect after the global Compton effect is taken into account. But it increases at the innermost region $r \lesssim 10r_s$. The main reason is because of the outer boundary condition. When Compton effect is taken into account, we have to change the outer boundary condition, otherwise we are not able to get the new global solution corresponding to eq. (11). Consequently the density of the accretion flow in this new solution is significantly lower than the “old” solution (refer to Yuan 1999 for the importance of outer boundary condition). This results in a much weaker radiative cooling at $r \lesssim 10r_s$. This, combined with the fact that Compton cooling at $r \lesssim 10r_s$ is rather weak as shown in Fig. 6, results in a higher temperature in this region.

Because of the Compton cooling and the decrease of the density caused by the change of the outer boundary condition, the luminosity of the spectrum produced by the self-consistent solutions is significantly lower and the spectrum becomes softer compared to the “old” solution, as shown by Fig. 7. Interpreting this discrepancy only in terms of the accretion rate, the accretion rate that the “dashed” spectrum corresponds is $\lesssim 2$ smaller than that of the “solid” spectrum. This result implies that when we model specific sources with hot accretion flow models of high \dot{M}_0 , if we don’t include the global Compton scattering, depending on the exact value of \dot{M}_0 the accretion rate we get can be a factor of ~ 2 smaller than the “genuine” value.

We have also calculated the average energy of the photons emitted by the self-consistent solution shown in Fig. 7, $h \langle \nu \rangle \equiv \int L_\nu d\nu / \int (L_\nu / h\nu) d\nu$, and the corresponding energy of the radiation temperature θ_x at r_{out} (or beyond), $h\nu_x \equiv m_e c^2 \theta_x$. The results are $\sim 1\text{eV}$ and 100KeV respectively, and are shown by two arrows in Fig. 7. These values are much higher than that of a typical quasar spectrum where, e.g., $h\nu_x$ is only several KeV (Sazonov et al. 2004).

We have tried to obtain the self-consistent global solution for $\dot{M}_0 \gtrsim 0.1 \dot{M}_{\text{Edd}}$ and $r_{\text{out}} \gtrsim 10^5 r_s$ but have failed. Thus the

solution denoted by the dashed line in Fig. 7 roughly corresponds to the highest luminosity a self-consistent model can reach, which is several times of $10^{-3} L_{\text{Edd}}$. This value is similar to that obtained by Ostriker et al. (1976) for spherical accretion and Park & Ostriker (2001) for CDAF solution. The reason we fail to obtain a self-consistent solution is that the Compton heating effect in that case will be so strong (ref. Fig. 6) that the equilibrium electron temperature at and beyond r_{out} will be higher than the virial temperature; thus accretion will be suppressed. From Fig. 6, we expect that \dot{M}_0 and the critical radius (signed as r_{virial}) beyond which the equilibrium temperature is higher than the virial temperature are roughly anti-correlated, i.e., a lower \dot{M}_0 corresponds to a larger r_{virial} . Exact estimation of the relation between \dot{M}_0 and r_{virial} is not straightforward. This is because we need to know the radiation temperature θ_x as a function of \dot{M}_0 which requires numerical calculations. Note that from Figs. 1 & 6 the minimum value of r_{virial} should be larger than $\sim 10^3 r_s$.

Although no steady self-consistent solution exists in this case, an “oscillation” of the activity of the black hole is expected (e.g., Ciotti & Ostriker 1997). When the accretion rate is high, only the gas inside of r_{virial} can be accreted. This active phase will last for a timescale of the accretion timescale at r_{virial} . Then all the gas will be used up and the active phase stops. In this case, Compton heating also stops so the gas outside of r_{virial} will be cooled by radiation and be accreted again and the cycle repeats. The time the nonactive phase will last is determined by the radiative timescale of the gas at r_{virial} , since it is longer than the accretion timescale there.

Note that this kind of oscillation does not apply to stellar mass black holes in our Galaxy. This is because the prerequisite for such oscillation is that the accretion rate is large and the hot accretion flow extends to large radii. For a stellar mass black hole, the accretion material comes from the companion star and it starts out as a standard thin disk. In the hard state the standard disk does not extend to the innermost stable circular orbit but is replaced by a hot accretion flow within a transition radius r_{tr} . However, when the accretion rate is high, r_{tr} is small (Yuan & Narayan 2004). So Compton scattering cools rather than heats the hot accretion flow. But on the other hand, the photons emitted by the hot accretion flow will heat the cool electrons in the standard disk at r_{tr} and thus will change the dynamics of the transition. This effect has never been noted and could be a topic of future work. However, for the massive black holes seen in the nuclei of most massive galaxies the Compton heated interruption of the high luminosity states should be typical if a hot accretion flow exists there.

4. SUMMARY AND DISCUSSION

For a geometrically thick and optically thin hot accretion flow, the photons can travel for a long distance without being absorbed and heat or cool electrons via Compton scattering. We investigate this effect and find that for an accretion rate described by $\dot{M} = \dot{M}_0 (r/10^4 r_s)^{0.3}$ this effect will be important when $\dot{M}_0 \gtrsim 0.1 L_{\text{Edd}}/c^2$. This corresponds to an accretion rate at the black hole horizon of $\sim 0.01 L_{\text{Edd}}/c^2$. Specifically, the scattering heats electrons at $r > 10^3 r_s$ and cools electrons within this radius.

We successfully obtain the self-consistent steady solution with this effect included for $\dot{M}_0 \lesssim L_{\text{Edd}}/c^2$ and $r_{\text{out}} = 10^4 r_s$ but fail to get the solution when $\dot{M}_0 \gtrsim L_{\text{Edd}}/c^2$ or $L \gtrsim 10^{-2} L_{\text{Edd}}$.

The failure is because in that case the Compton heating is so strong at r_{out} that the equilibrium electron temperature there will be higher than the virial temperature. More generally we expect that the radius where the equilibrium temperature due to the Compton heating is equal to the virial temperature, r_{virial} , is anti-correlated with the accretion rate. We argue that the black hole will manifest an oscillation of the activity in the case that we fail to get the steady solution. The period will be the radiative timescale of the gas at r_{virial} .

All our discussions so far are for a one-dimensional (but not spherical) accretion flow. Although big uncertainties exist for the vertical structure of accretion flow, we are certain that when \dot{M} is high, the scattering will be important, and consequently much of the luminosity will “leak out” per-

pendicular to the accretion flow as in the standard thin disk. This will have two effects. One is that the highest luminosity up to which we can get the self-consistent solution with the global Compton effect included will be higher. In addition, the Compton heating will be stronger in the vertical direction than in the equatorial plane of the flow. As a result strong wind will be launched as pointed out by Park & Ostriker (2001; 2007) and found by Proga et al. (2008).

We thank Ramesh Narayan, Myeong-Gu Park, and Eliot Quataert for useful comments on the work. This work was supported in part by the Natural Science Foundation of China (grant 10773024) and One-Hundred-Talent Program of CAS.

REFERENCES

- Blandford, R. D., Begelman, M. C. 1999, MNRAS, 303, L1
 Ciotti, L., & Ostriker, J. P. 1997, ApJ, 487, L105
 Ciotti, L., & Ostriker, J. P. 2001, ApJ, 551, 131
 Ciotti, L., & Ostriker, J. P. 2007, ApJ, 665, 1038
 Coppi, P.S., & Blandford, R. 1990, MNRAS, 245, 453
 Esin, A. 1997, ApJ, 482, 400
 Hopkins, P.F. et al. 2005, ApJ, 630, 705
 Manmoto, T., Mineshige, S. & Kusunose, M. 1997, ApJ, 489, 791
 Murray, N., Quataert, E., & Thompson, T.A. 2005, ApJ, 618, 569
 Narayan, R. & Yi, I. 1994, ApJ, 428, L13
 Narayan, R. & Yi, I. 1995, ApJ, 452, 710
 Ohsuga, K. & Mineshige, S. 2007, ApJ, 670, 1283
 Ostriker, J.P., McCray, R., Weaver, R., & Yahil, A. 1976, ApJ, 208, L61
 Park, M., & Ostriker, J.P. 1999, ApJ, 527, 247
 Park, M., & Ostriker, J.P. 2001, ApJ, 549, 100
 Park, M., & Ostriker, J.P. 2007, ApJ, 655, 88
 Proga, D., Ostriker, J.P., & Kurosawa, R. 2008, ApJ, 676, 101
 Sharma, P. et al. 2007, ApJ, 667, 714
 Sazonov, S. Y., Ostriker, J.P., & Sunyaev, R. A. 2004, MNRAS, 347, 144
 Yuan, F. 1999, ApJ, 521, L55
 Yuan, F. 2001, MNRAS, 324, 119
 Yuan, F. 2003, ApJ, 594, L99
 Yuan, F. & Narayan, R. 2004, ApJ, 612, 724
 Yuan, F., Quataert, E., & Narayan, R. 2003, ApJ, 598, 301