

Inclined Orbit Path of Rotating Planet in Modified Gravity

Zihua Weng*

*School of Physics and Mechanical & Electrical Engineering,
Xiamen University, Xiamen 361005, China*

On the analogy of the Maxwellian quaternion electromagnetic field theory, the quaternion gravitational field theory is presented. This theory reasons out the inclined orbit of the rotating planet in the solar system, and explains the existence of the orbit inclination angle of the planet. When the non-rotating planet revolves round the sun in the equatorial plane of the sun, the study deduces some results in accordance with the Newtonian gravitational theory, including the elliptical curve and the equal-area law etc. of the planetary orbit. When the orbit inclination angle of the rotating planet is small relative to the equatorial plane of the sun, the planet revolution the sun moves along the near elliptical curve, which lying on the near plane of the inclined orbit in the three-dimensional space.

PACS numbers: 04.40.Nr, 11.27.+d, 04.60.Kz

Keywords: rotating planet, equatorial plane, orbit inclination angle, angular momentum, inclined orbit.

I. INTRODUCTION

The inclined orbit of the rotating planet is an attractive problem, and the existence of the orbit inclination angle puzzles the researchers continually. However, the current gravitational theories, including the Newtonian theory [1] and the General Relativity [2] etc., do not illuminate the problem of the inclined orbit of the rotating planet [3], and then do not explain why the orbital motion of the planet is always accompanied by the orbit inclination angle [4]. The paper attempts to find out the reason for the existence of the inclined orbit of the planet.

Analogizing with the electromagnetic field theory, the gravity has solely the effect of the 'electric' component in the Newtonian theory [5], and the General Relativity [6] modifies the 'electric' component of the gravity. Other important result of the General Relativity is that the gravity possesses the 'magnetic' component, which does not exist in the Newtonian theory [7]. Moreover, the Newtonian theory does not clarify the orbit inclination angle of the rotating planet [8]. At present, some scholars [9] make efforts to apply the General Relativity [10] to the problem of the orbit inclination angle, but this puzzle remains unclear and has not satisfied results.

Based on previous studies [11] and analogizing with the quaternion electromagnetic field, the research brings forward a modified gravitational theory, and applies it to the investigation of the inclined orbit of the rotating planet. Similarly to the General Relativity [12], this modified theory considers that the gravitational field possesses the 'magnetic' component, which has the gravitational influence on the rotating planet. When the planet is on the stable state of which the total applied force and total applied torque both are equal to zero, the modified theory can reason out the conclusion that the planet orbits the sun on the near inclined plane.

II. MODIFIED GRAVITATIONAL THEORY

The electromagnetic field theory can be described with the quaternion algebra [13]. In the treatise on electromagnetic field theory, the quaternion algebra was first used by J. C. Maxwell [14] to describe the equations set and various properties of the electromagnetic field in 1873. The gravitational field theory is similar to the electromagnetic field theory and can also be described by the quaternion.

On the analogy of the electric field intensity and flux density in the electromagnetic field, the gravitational field possesses two kinds of field strength in the quaternion gravitational field theory. The two kinds of gravitational field strength are originated from the mass and linear momentum, which are similar to the electric charge and electric current respectively. In the same way, the angular momentum is analogous to the magnetic moment, and has weak gravitational influence also. And the spinning angular momentum of the sun has gravitational influence upon the planetary orbital movement in the solar system [15].

*Electronic address: xmuwzh@hotmail.com; xmuwzh@xmu.edu.cn; Fax: +86-592-2189426

In the quaternion space [16], the radius vector $\mathbb{R} = (r_0, r_1, r_2, r_3)$, and the base $\mathbb{E} = (1, \mathbf{i}_1, \mathbf{i}_2, \mathbf{i}_3)$.

$$\mathbb{R} = r_0 + r_1 \mathbf{i}_1 + r_2 \mathbf{i}_2 + r_3 \mathbf{i}_3 \quad (1)$$

where, $r_0 = ct$; c is the speed of light beam, and t denotes the time.

TABLE I: The quaternion multiplication table

	1	\mathbf{i}_1	\mathbf{i}_2	\mathbf{i}_3
1	1	\mathbf{i}_1	\mathbf{i}_2	\mathbf{i}_3
\mathbf{i}_1	\mathbf{i}_1	-1	\mathbf{i}_3	$-\mathbf{i}_2$
\mathbf{i}_2	\mathbf{i}_2	$-\mathbf{i}_3$	-1	\mathbf{i}_1
\mathbf{i}_3	\mathbf{i}_3	\mathbf{i}_2	$-\mathbf{i}_1$	-1

The velocity $\mathbb{V} = (c, v_1, v_2, v_3)$ is defined as

$$\mathbb{V} = \partial \mathbb{R} / \partial t = (c + v_1 \mathbf{i}_1 + v_2 \mathbf{i}_2 + v_3 \mathbf{i}_3) \quad (2)$$

In the quaternion space, the gravitational field strength, $\mathbb{B} = \mathbf{g}/c + \mathbf{b}$, is defined from the gravitational field potential $\mathbb{A} = (a_0, a_1, a_2, a_3)$,

$$\begin{aligned} \mathbb{B} &= \diamond \circ \mathbb{A} \\ &= (\partial_0 a_0 - \partial_1 a_1 - \partial_2 a_2 - \partial_3 a_3) \\ &\quad + \{\mathbf{i}_1(\partial_0 a_1 + \partial_1 a_0) + \mathbf{i}_2(\partial_0 a_2 + \partial_2 a_0) + \mathbf{i}_3(\partial_0 a_3 + \partial_3 a_0)\} \\ &\quad + \{\mathbf{i}_1(\partial_2 a_3 - \partial_3 a_2) + \mathbf{i}_2(\partial_3 a_1 - \partial_1 a_3) + \mathbf{i}_3(\partial_1 a_2 - \partial_2 a_1)\} \end{aligned} \quad (3)$$

where, the quaternion operator $\diamond = \partial_0 + \mathbf{i}_1 \partial_1 + \mathbf{i}_2 \partial_2 + \mathbf{i}_3 \partial_3$; $\partial_i = \partial / \partial r_i$, $i = 0, 1, 2, 3$.

In the above equation, selecting the following gauge can simplify succeeding calculation.

$$\partial_0 a_0 - \partial_1 a_1 - \partial_2 a_2 - \partial_3 a_3 = 0$$

and the field strength includes two parts, $\mathbf{g} = (g_1, g_2, g_3)$ and $\mathbf{b} = (b_1, b_2, b_3)$.

$$\begin{aligned} \mathbf{g}/c &= \mathbf{i}_1(\partial_0 a_1 + \partial_1 a_0) + \mathbf{i}_2(\partial_0 a_2 + \partial_2 a_0) + \mathbf{i}_3(\partial_0 a_3 + \partial_3 a_0) \\ \mathbf{b} &= \mathbf{i}_1(\partial_2 a_3 - \partial_3 a_2) + \mathbf{i}_2(\partial_3 a_1 - \partial_1 a_3) + \mathbf{i}_3(\partial_1 a_2 - \partial_2 a_1) \end{aligned}$$

The linear momentum $\mathbb{S} = (s_0, s_1, s_2, s_3) = m\mathbb{V}$ is the field source of gravitational field. And it satisfies,

$$-\mu \mathbb{S} = \diamond^* \circ \mathbb{B} = \diamond^2(a_0 + a_1 \mathbf{i}_1 + a_2 \mathbf{i}_2 + a_3 \mathbf{i}_3) \quad (4)$$

where, m is the mass; μ is the coefficient; $\diamond^2 = \diamond^* \circ \diamond$; $*$ denotes the conjugate of quaternion.

The applied force $\mathbb{F} = (F_0, F_1, F_2, F_3)$ is defined from the field source \mathbb{S} ,

$$\mathbb{F} = (\mathbb{B}/c + \diamond)^* \circ \mathbb{S} \quad (5)$$

where, the applied force \mathbb{F} includes the gravity, inertial force, Lorentz-like force [17], and interacting force between the angular momentum with gravitational field, etc.

The angular momentum $\mathbb{M} = (M_0, M_1, M_2, M_3)$ is defined as,

$$\mathbb{M} = \mathbb{R} \circ \mathbb{S} \quad (6)$$

and the applied torque $\mathbb{W} = (W_0, W_1, W_2, W_3)$ from the above,

$$\mathbb{W} = (\mathbb{B}/c + \diamond)^* \circ \mathbb{M} = r_0 \mathbb{F} + \mathbb{O} \quad (7)$$

where, \mathbb{O} is the sum of other terms in \mathbb{W} excluding the term $(r_0 \mathbb{F})$.

In the quaternion gravitational field, the material body is on the equilibrium state, if the total applied force $\mathbb{F} = 0$ and the total applied torque $\mathbb{W} = 0$. Therefore, when the planet in the solar system is on the stable state, the total applied force and total applied torque upon the planet both equal to zero.

III. EQUATORIAL ORBIT OF NON-ROTATING PLANET

Under the influence of the gravitational field of the sun with the mass, a non-rotating planet revolves round the sun in the solar equatorial plane in Figure 1. And the planet is on the equilibrium state of which the total applied force and total applied torque both are equal to zero.

A. Planetary equilibrium state

In the quaternion cylindrical polar coordinates (t, r, θ, z) , we choose the center of mass of the sun to coincide with the origin of the coordinate system, and the axis of rotation of the sun with the z-axis, and the equatorial plane of the sun with the (r, θ) plane. The non-rotating planet revolves round the sun in the solar equatorial plane.

$$\begin{aligned}\mathbb{R} &= r_0 + \mathbf{R} ; \mathbf{R} = r\mathbf{r}_0 + z\mathbf{z}_0 ; \mathbf{r} = r\mathbf{r}_0 ; z = 0. \\ \mathbb{V} &= c + \mathbf{V} ; \mathbf{V} = \mathbf{V}_r + \mathbf{V}_\theta + \mathbf{V}_z . \mathbf{V}_r = V_r\mathbf{r}_0 ; \mathbf{V}_\theta = V_\theta\theta_0 ; \mathbf{V}_z = V_z\mathbf{z}_0 ; V_z = 0. \\ \mathbb{B} &= \mathbf{g}/c . \mathbf{g} = g_r\mathbf{r}_0 + g_\theta\theta_0 + g_z\mathbf{z}_0 . \mathbf{g}_r = g_r\mathbf{r}_0 ; g_z = g_\theta = 0.\end{aligned}$$

where, \mathbf{r}_0 , θ_0 and \mathbf{z}_0 are the unitary bases.

By Eq.(7), the equilibrium equation of total applied torque can be written as

$$(\mathbf{g}_r/c^2 + \diamond)^* \circ [(r_0 + \mathbf{r}) \circ (mc + m\mathbf{V})] = 0$$

or

$$(\mathbf{g}_r/c^2 + \diamond)^* \circ (N + \mathbf{M} + \mathbf{L}) = 0 \quad (8)$$

where, $\mathbf{M} = m\mathbf{c}\mathbf{r} + mr_0\mathbf{V}$; $\mathbf{L} = m\mathbf{r} \times \mathbf{V}$; $N = mcr_0 + m\mathbf{r} \cdot \mathbf{V}$. m is the mass of the planet.

In the quaternion cylindrical polar coordinates (t, r, θ, z) , the above can be divided as the scalar quantity and vector quantity. In the scalar quantity,

$$\partial N / \partial r_0 + (\mathbf{g}_r/c^2 + \nabla)^* \cdot (\mathbf{M} + \mathbf{L}) = 0 \quad (9)$$

and in the vector quantity,

$$N\mathbf{g}_r^*/c^2 + \partial(\mathbf{M} + \mathbf{L})/\partial r_0 + (\mathbf{g}_r/c^2 + \nabla)^* \times (\mathbf{M} + \mathbf{L}) + \nabla^* N = 0$$

where, the operator $\nabla = \mathbf{i}_1\partial_1 + \mathbf{i}_2\partial_2 + \mathbf{i}_3\partial_3$; $\nabla^* = -\nabla$; $\mathbf{g}_r^* = -\mathbf{g}_r$.

In the cylindrical polar coordinates (r, θ, z) , the vector quantity can be separated further. Along the z-axis,

$$\partial \mathbf{L} / \partial r_0 + \mathbf{g}_r^* \times \mathbf{M} / c^2 + Q_z\mathbf{z}_0 - (\partial N / \partial z)\mathbf{z}_0 = 0 \quad (10)$$

and in the (r, θ) plane,

$$\partial \mathbf{M} / \partial r_0 + (\mathbf{g}_r/c^2 + \nabla)^* \times \mathbf{L} + N\mathbf{g}_r^*/c^2 + Q_r\mathbf{r}_0 + Q_\theta\theta_0 - (\partial N / \partial r)\mathbf{r}_0 - (1/r)(\partial N / \partial \theta)\theta_0 = 0 \quad (11)$$

where, $\nabla^* \times \mathbf{M} = Q_r\mathbf{r}_0 + Q_\theta\theta_0 + Q_z\mathbf{z}_0$; $\mathbf{g}_r^* \times \mathbf{r} = 0$.

From Eqs.(9)–(11), when the coefficients of the term (mr_0) are equal to zero, we can easily see that

$$\partial(mc)/\partial r_0 + (\mathbf{g}_r/c^2 + \nabla)^* \cdot (m\mathbf{V}) = 0 \quad (12)$$

$$\mathbf{g}_r^* \times (m\mathbf{V})/c^2 + Q'_z\mathbf{z}_0 - [\partial(mc)/\partial z]\mathbf{z}_0 = 0 \quad (13)$$

$$\partial(m\mathbf{V})/\partial r_0 + m\mathbf{g}_r^*/c + Q'_r\mathbf{r}_0 + Q'_\theta\theta_0 - [\partial(mc)/\partial r]\mathbf{r}_0 - (1/r)[\partial(mc)/\partial \theta]\theta_0 = 0 \quad (14)$$

where, $Q'_z = [\partial(mV_r)/\partial \theta - \partial(rmV_\theta)/\partial r]/r$; $Q'_r = \partial(mV_\theta)/\partial z$; $Q'_\theta = -\partial(mV_r)/\partial z$.

The above equations state that the total applied force upon the planet along each direction is zero in Figure 2. When the movement of the planet are in accordance with the requirement of Eqs.(12) – (14), the motion locus of the planet will not change with time process as the whole, and its periodic and orbital motion will be stable.

In the gravitational field of the sun with the mass, some results can be obtained directly from the above descriptions about planetary angular momentum in the solar equatorial plane. Eq.(9) states that the gravitational field strength (\mathbf{g}_r/c) has a direct influence on the angular momentum of the planet. Eqs.(10) and (11) assert that the gravitational field strength (\mathbf{g}_r/c) has an impact on the torque equilibrium equation of the planet. From Eq.(14), it can obtain that the force equilibrium equation of the planet in the (r, θ) plane, and the Keplerian three laws of planetary motion, including the elliptical orbit and the equal-area law etc.

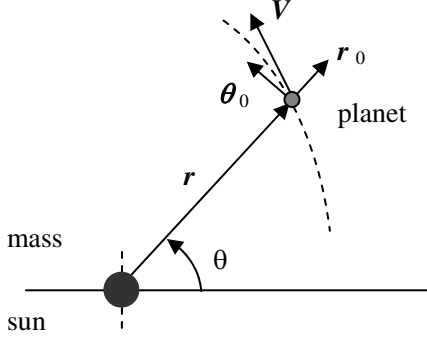


FIG. 1: The planet revolution round the sun with the mass in the gravitational field.

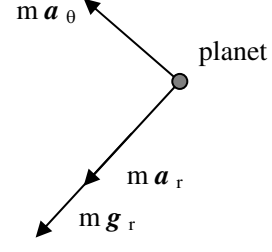


FIG. 2: Force equilibrium of the planet in the gravitational field.

B. Planetary orbital curve

When the planetary motions coincide with Eqs.(12)–(14), the periodic and orbital motion of the planet will be stable. In the cylindrical polar coordinates (r, θ, z) , the planet revolves round the sun in the (r, θ) plane.

When $\nabla^*(mc) + \nabla^* \times (m\mathbf{V}) = 0$, Eq.(14) becomes

$$d(m\mathbf{V})/dt - m\mathbf{g}_r = 0 \quad (15)$$

where, $\partial(m\mathbf{V})/\partial t$ is written as $d(m\mathbf{V})/dt$, for the time t is the sole independent variable. Thus

$$d^2r/dt^2 - r(d\theta/dt)^2 = -fM/r^2 \quad (16)$$

$$(1/r)d(r^2d\theta/dt)/dt = 0 \quad (17)$$

where, f is the gravitational constant; M is the mass of the sun; gravitational field strength $g_r = -fM/r^2$.

By Eq.(17), we have the areal velocity

$$(1/2)(r^2d\theta/dt) = C/2 \quad (18)$$

where, C is the constant. And therefore

$$\begin{aligned} dr/dt &= (C/r^2)dr/d\theta = -Cd(1/r)/d\theta \\ d^2r/dt^2 &= -(C/r)^2d^2(1/r)/d\theta^2 \end{aligned} \quad (19)$$

By Eqs.(16), (18) and (19), the equation of the planetary orbit is found to be

$$d^2(1/r)/d\theta^2 + (1/r) = fM/C^2 \quad (20)$$

Considering solely the influence of the mass of the sun, it can obtain the conclusion that the planetary areal velocity, $(r^2d\theta/dt)/2$, is the constant from Eq.(18). With a little further algebraic manipulation, we can see that the planetary orbital path is an elliptical curve and close to a circle. And that is

$$1/r = fM/C^2 + D\cos(\theta - \psi) \quad (21)$$

where, D and ψ are the constants.

IV. EQUATORIAL ORBIT OF ROTATING PLANET

Under the influence of the gravitational field of the sun with the mass and angular momentum, a rotating planet revolves round the sun in the solar equatorial plane. And the planet is on the equilibrium state of which the total applied force and total applied torque both are equal to zero.

A. Planetary equilibrium state

In the quaternion cylindrical polar coordinates (t, r, θ, z) , we choose the center of mass of the sun to coincide with the origin of the coordinate system, and the axis of rotation of the sun with the z-axis, and the equatorial plane of the sun with the (r, θ) plane. The rotating planet revolves round the sun in the solar equatorial plane.

$$\begin{aligned}\mathbb{R} &= r_0 + \mathbf{R} ; \mathbf{R} = r\mathbf{r}_0 + z\mathbf{z}_0 ; \mathbf{r} = r\mathbf{r}_0 ; z = 0 . \\ \mathbb{V} &= c + \mathbf{V} ; \mathbf{V} = \mathbf{V}_r + \mathbf{V}_\theta + \mathbf{V}_z . \mathbf{V}_r = V_r\mathbf{r}_0 ; \mathbf{V}_\theta = V_\theta\theta_0 ; \mathbf{V}_z = V_z\mathbf{z}_0 ; V_z = 0 . \\ \mathbb{B} &= \mathbf{b} + \mathbf{g}/c . \mathbf{g} = g_r\mathbf{r}_0 + g_\theta\theta_0 + g_z\mathbf{z}_0 . \mathbf{g}_r = g_r\mathbf{r}_0 ; g_z = g_\theta = 0 . \\ \mathbf{b} &= b_r\mathbf{r}_0 + b_\theta\theta_0 + b_z\mathbf{z}_0 . \mathbf{b}_z = b_z\mathbf{z}_0 ; b_r = b_\theta = 0 .\end{aligned}$$

The spinning angular momentum of the planet is,

$$\mathbf{l} = \mathbf{l}_r + \mathbf{l}_\theta + \mathbf{l}_z . \mathbf{l}_r = l_r\mathbf{r}_0 ; \mathbf{l}_\theta = l_\theta\theta_0 ; \mathbf{l}_z = l_z\mathbf{z}_0 .$$

simultaneously, the axis of rotation of the planet keeps fixing in three-dimensional space, so it need to append the following restricting conditions in Figure 3.

$$(\mathbf{l}_r^2 + \mathbf{l}_\theta^2)^{1/2} = D_1 , l_z = D_2 ; l_r = D_1 \cos(\alpha - \theta) . \quad (22)$$

where, D_1 , D_2 and α are the constants.

By Eq.(7), the equilibrium equation of total applied torque can be written as

$$[(\mathbf{b}_z + \mathbf{g}_r/c)/c + \diamond]^* \circ [(r_0 + \mathbf{r}) \circ (mc + m\mathbf{V}) + \mathbf{l}] = 0 \quad (23)$$

or

$$[(\mathbf{b}_z + \mathbf{g}_r/c)/c + \diamond]^* \circ (N + \mathbf{M} + \mathbf{L}) = 0 \quad (24)$$

where, $\mathbf{M} = m\mathbf{c}\mathbf{r} + mr_0\mathbf{V} + \mathbf{l}_r + \mathbf{l}_\theta$; $\mathbf{L} = m\mathbf{r} \times \mathbf{V} + \mathbf{l}_z$; $N = mcr_0 + m\mathbf{r} \cdot \mathbf{V}$. m is the mass of the planet.

In the quaternion cylindrical polar coordinates (t, r, θ, z) , the above can be divided as the scalar quantity and vector quantity. In the scalar quantity,

$$\partial N / \partial r_0 + (\mathbf{b}_z/c + \mathbf{g}_r/c^2 + \nabla)^* \cdot (\mathbf{M} + \mathbf{L}) = 0 \quad (25)$$

and in the vector quantity,

$$N(\mathbf{b}_z/c + \mathbf{g}_r/c^2)^* + \partial(\mathbf{M} + \mathbf{L}) / \partial r_0 + \nabla^* N + (\mathbf{b}_z/c + \mathbf{g}_r/c^2 + \nabla)^* \times (\mathbf{M} + \mathbf{L}) = 0$$

where, $\nabla^* = -\nabla$; $\mathbf{g}_r^* = -\mathbf{g}_r$; $\mathbf{b}_z^* = -\mathbf{b}_z$.

In the cylindrical polar coordinates (r, θ, z) , the vector quantity can be separated further. Along the z-axis,

$$\partial \mathbf{L} / \partial r_0 + N\mathbf{b}_z^*/c + \mathbf{g}_r^* \times \mathbf{M}/c^2 + Q_z\mathbf{z}_0 - (\partial N / \partial z)\mathbf{z}_0 = 0 \quad (26)$$

and in the (r, θ) plane,

$$\partial \mathbf{M} / \partial r_0 + (\nabla + \mathbf{g}_r/c^2)^* \times \mathbf{L} + N\mathbf{g}_r^*/c^2 + \mathbf{b}_z^* \times \mathbf{M}/c + Q_r\mathbf{r}_0 + Q_\theta\theta_0 - (\partial N / \partial r)\mathbf{r}_0 - (1/r)(\partial N / \partial \theta)\theta_0 = 0 \quad (27)$$

where, $\nabla^* \times \mathbf{M} = Q_r\mathbf{r}_0 + Q_\theta\theta_0 + Q_z\mathbf{z}_0$; $\mathbf{b}_z^* \times \mathbf{L} = 0$; $\mathbf{g}_r^* \times \mathbf{r} = 0$.

From Eqs.(25)–(27), when the coefficients of the term (mr_0) are equal to zero, we can easily see that

$$\partial(mc)/\partial r_0 + (\mathbf{b}_z/c + \mathbf{g}_r/c^2 + \nabla)^* \cdot (m\mathbf{V}) = 0 \quad (28)$$

$$\mathbf{g}_r^* \times (m\mathbf{V})/c^2 + m\mathbf{b}_z^* + Q'_z\mathbf{z}_0 - [\partial(mc)/\partial z]\mathbf{z}_0 = 0 \quad (29)$$

$$\partial(m\mathbf{V})/\partial r_0 + m\mathbf{g}_r^*/c + \mathbf{b}_z^* \times (m\mathbf{V})/c + Q'_r\mathbf{r}_0 + Q'_\theta\theta_0 - [\partial(mc)/\partial r]\mathbf{r}_0 - (1/r)[\partial(mc)/\partial \theta]\theta_0 = 0 \quad (30)$$

where, $Q'_z = [\partial(mV_r)/\partial \theta - \partial(rmV_\theta)/\partial r]/r$; $Q'_r = \partial(mV_\theta)/\partial z$; $Q'_\theta = -\partial(mV_r)/\partial z$.

The above equations state that the total applied forces upon the planet are zero in each direction in Figure 4. When the movement of the planet are in accordance with the requirement of Eqs.(28)–(30), the motion locus of the planet will not change in time totally, and its periodic and orbital motion will be stable.

In the gravitational field of the sun with the mass and angular momentum, some results can be obtained directly from the above descriptions about the angular momentum of the planet in the solar equatorial plane. Those results are similar to that of Eqs.(9)–(11). From Eq.(30), we obtain the force equilibrium equation in the (r, θ) plane, and draw out some conclusions including the variable areal velocity and the motion locus deviating to the elliptical curve.

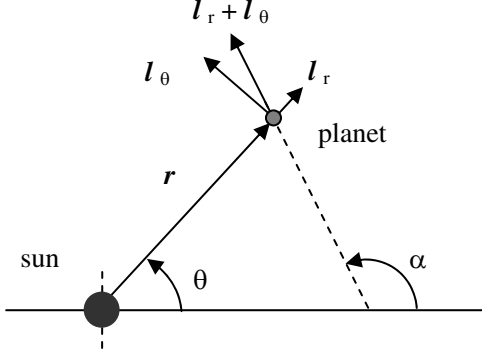


FIG. 3: Projection of the spinning angular momentum of the planet in the (r, θ) plane.

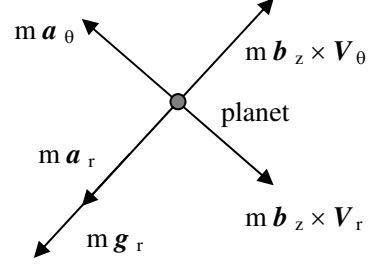


FIG. 4: Force equilibrium of the rotating planet in the gravitational field.

B. Planetary orbital curve

When the planetary motions coincide with Eqs.(28)–(30), it is stable the periodic and orbital motion of the planet with the mass and spinning angular momentum. In the cylindrical polar coordinates (r, θ, z) , the planet revolves round the sun in the (r, θ) plane.

When $\nabla^*(mc) + \nabla^* \times (m\mathbf{V}) = 0$, Eq.(30) becomes

$$d(m\mathbf{V})/dt - m\mathbf{g}_r - \mathbf{b}_z \times (m\mathbf{V}) = 0 \quad (31)$$

or

$$d^2r/dt^2 - r(d\theta/dt)^2 = -fM/r^2 + (C_1/r^2)d\theta/dt \quad (32)$$

$$(1/r)d(r^2d\theta/dt)/dt = (C_1/r^3)(dr/dt) \quad (33)$$

where, f is the gravitational constant; M is the mass of the sun; L_s is the spinning angular momentum of the sun; gravitational field strength $g_r = -fM/r^2$; $b_z = -C_1/r^3$; $C_1 = fL_s/c^2$.

By Eq.(33), we have

$$d\theta/dt = (C - C_1/r)/r^2 \quad (34)$$

where, C is the constant. And therefore

$$\begin{aligned} dr/dt &= [(C - C_1/r)/r^2]dr/d\theta = -(C - C_1/r)d(1/r)/d\theta \\ d^2r/dt^2 &= -[(C - C_1/r)/r^2] \{ (C - C_1/r)[d^2(1/r)/d\theta^2] + C_1[d(1/r)/d\theta]^2 \} \end{aligned} \quad (35)$$

By Eqs.(32), (34) and (35), the equation of the planetary orbit is found to be

$$(1 - C_1/rC) \{ d^2[(1/r)(1 - C_1/2rC)]/d\theta^2 + (1/r) \} = fM/C^2 \quad (36)$$

The above equation is different from neither Eq.(20) in the Newtonian gravitational theory [18] nor planetary orbital equation in the General Relativity [19]. In the above, it considers the gravity, inertial force, Lorentz-like force, and the interacting force between the angular momentum and gravitational field. But the last one is zero.

Considering the influence of the sun with the mass and angular momentum, it can obtain the conclusion that the planetary areal velocity, $(r^2d\theta/dt)/2$, is no longer the constant from Eq.(34). But the function, $(r^2d\theta/dt + C_1/r)$, is the constant. We can see that the orbital path of the planet is deviated to the elliptical curve in some sort. And the above becomes

$$1/r = (fM/C^2) \{ 1 + e \cos[1 - (2 - e)(fMC_1)/C^3]\theta \} \quad (37)$$

where, e is the eccentricity of the orbital path of the planet.

In the solar system, with a little algebraic manipulation, the coefficient (C_1/rC) of Mercury is about 0.91×10^{-12} from Eq.(34), and the precession of the perihelion of Mercury is about 5.1×10^{-7} (arc-second/century). When $(C_1/rC) = 0$, Eq.(34) will be simplified to Eq.(18), and Eq.(36) to Eq.(20), and then the respective orbital curve to the elliptical curve. The above description sets forth that the spinning angular momentum of the sun has a limited influence on the orbital path of the planet in Figure 5.

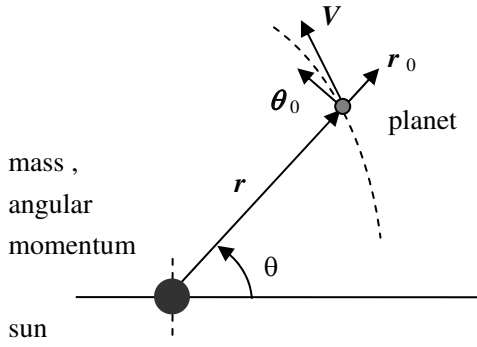


FIG. 5: The rotating planet revolution round the sun with the mass and angular momentum, in the equatorial plane of the sun.

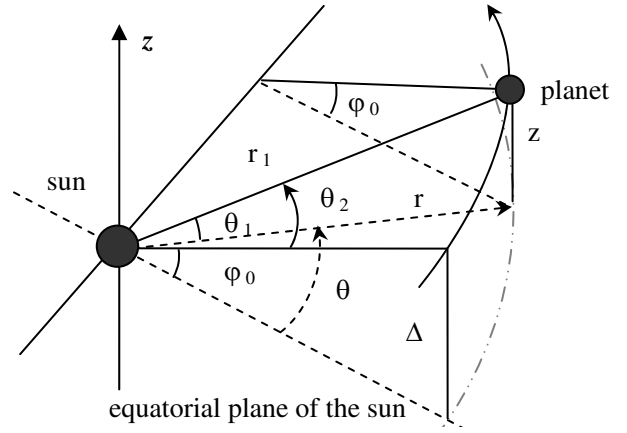


FIG. 6: The rotating planet revolution round the sun with the mass and angular momentum, in the inclined plane of the sun.

V. INCLINED ORBIT OF ROTATING PLANET

Under the influence of the gravitational field of the sun with the mass and angular momentum, a rotating planet revolves round the sun in the inclined orbit plane in Figure 6. And the planet is on the equilibrium state, of which the total applied force and total applied torque both are zero.

A. Planetary equilibrium state

In the quaternion cylindrical polar coordinates (t, r, θ, z) , we choose the center of mass of the sun to coincide with the origin of the coordinate system, and the axis of rotation of the sun with the z -axis, and the equatorial plane of the sun with the (r, θ) plane. The rotating planet revolves round the sun in the inclined orbit.

$$\begin{aligned} \mathbb{R} &= r_0 + \mathbf{R} ; \mathbf{R} = r\mathbf{r}_0 + z\mathbf{z}_0 ; \mathbf{r} = r\mathbf{r}_0 ; \mathbf{z} = z\mathbf{z}_0 . \\ \mathbb{V} &= c + \mathbf{V} ; \mathbf{V} = \mathbf{V}_{r\theta} + \mathbf{V}_z . \mathbf{V}_{r\theta} = \mathbf{V}_r + \mathbf{V}_\theta . \mathbf{V}_r = V_r\mathbf{r}_0 ; \mathbf{V}_\theta = V_\theta\theta_0 ; \mathbf{V}_z = V_z\mathbf{z}_0 . \\ \mathbb{B} &= \mathbf{b} + \mathbf{g}/c . \mathbf{g} = g_r\mathbf{r}_0 + g_\theta\theta_0 + g_z\mathbf{z}_0 . g_r = g_r\mathbf{r}_0 ; g_z = g_z\mathbf{z}_0 ; g_\theta = 0 . \\ \mathbf{b} &= b_r\mathbf{r}_0 + b_\theta\theta_0 + b_z\mathbf{z}_0 . b_z = b_z\mathbf{z}_0 ; b_r = b_r\mathbf{r}_0 ; b_\theta = 0 . \end{aligned}$$

The spinning angular momentum of the planet is,

$$\mathbf{l} = \mathbf{l}_r + \mathbf{l}_\theta + \mathbf{l}_z . \mathbf{l}_r = l_r\mathbf{r}_0 ; \mathbf{l}_\theta = l_\theta\theta_0 ; \mathbf{l}_z = l_z\mathbf{z}_0 .$$

simultaneously, the axis of rotation of the planet keeps fixing in three-dimensional space, so it need to append the following restricting conditions.

$$(\mathbf{l}_r^2 + \mathbf{l}_\theta^2)^{1/2} = D_1 , l_z = D_2 ; l_r = D_1 \cos(\alpha - \theta) . \quad (38)$$

where, D_1 , D_2 and α are the constants.

By Eq.(7), the equilibrium equation of total applied torque can be written as

$$[(\mathbf{b} + \mathbf{g}/c)/c + \diamond]^* \circ [(r_0 + \mathbf{R}) \circ (mc + m\mathbf{V}) + \mathbf{l}] = 0 \quad (39)$$

or

$$[(\mathbf{b} + \mathbf{g}/c)/c + \diamond]^* \circ (N + \mathbf{M} + \mathbf{L}) = 0 \quad (40)$$

where, m is the mass of the planet. $\mathbf{L} = m\mathbf{r} \times \mathbf{V}_\theta + mc\mathbf{z} + mr_0\mathbf{V}_z + \mathbf{l}_z$; $\mathbf{r} \times \mathbf{V}_r = \mathbf{z} \times \mathbf{V}_z = 0$; $N = mcr_0 + m\mathbf{R} \cdot \mathbf{V}$. $\mathbf{M} = m\mathbf{c}\mathbf{r} + mr_0\mathbf{V}_{r\theta} + m\mathbf{r} \times \mathbf{V}_z + m\mathbf{z} \times \mathbf{V}_{r\theta} + \mathbf{l}_r + \mathbf{l}_\theta$.

In the quaternion cylindrical polar coordinates (t, r, θ, z) , the above can be divided as the scalar quantity and vector quantity. In the scalar quantity,

$$\partial N / \partial r_0 + (\mathbf{b}/c + \mathbf{g}/c^2 + \nabla)^* \cdot (\mathbf{M} + \mathbf{L}) = 0 \quad (41)$$

and in the vector quantity,

$$N(\mathbf{b}/c + \mathbf{g}/c^2)^* + \partial(\mathbf{M} + \mathbf{L})/\partial r_0 + \nabla^* N + (\mathbf{b}/c + \mathbf{g}/c^2 + \nabla)^* \times (\mathbf{M} + \mathbf{L}) = 0$$

where, $\nabla^* = -\nabla$; $\mathbf{g}^* = -\mathbf{g}$; $\mathbf{b}^* = -\mathbf{b}$.

In the cylindrical polar coordinates (r, θ, z) , the vector quantity can be separated further. Along the z-axis,

$$\partial \mathbf{L} / \partial r_0 + N(\mathbf{b}_z/c + \mathbf{g}_z/c^2)^* + (\mathbf{b}_r/c + \mathbf{g}_r/c^2)^* \times \mathbf{M} + Q_z \mathbf{z}_0 - (\partial N / \partial z) \mathbf{z}_0 = 0 \quad (42)$$

and in the (r, θ) plane,

$$\begin{aligned} & \partial \mathbf{M} / \partial r_0 + (\mathbf{b}/c + \mathbf{g}/c^2 + \nabla)^* \times \mathbf{L} + (\mathbf{b}_z/c + \mathbf{g}_z/c^2)^* \times \mathbf{M} \\ & + N(\mathbf{b}_r/c + \mathbf{g}_r/c^2)^* + Q_r \mathbf{r}_0 + Q_\theta \theta_0 - (\partial N / \partial r) \mathbf{r}_0 - (1/r)(\partial N / \partial \theta) \theta_0 = 0 \end{aligned} \quad (43)$$

where, $\nabla^* \times \mathbf{M} = Q_r \mathbf{r}_0 + Q_\theta \theta_0 + Q_z \mathbf{z}_0$; $\mathbf{b}_z^* \times \mathbf{L} = 0$; $\mathbf{g}_z^* \times \mathbf{L} = 0$; $\mathbf{g}_r^* \times \mathbf{r} = 0$.

From Eqs.(41)–(43), when the coefficients of the term (mr_0) are equal to zero, we can easily see that

$$\partial(mc)/\partial r_0 + (\mathbf{b}/c + \mathbf{g}/c^2 + \nabla)^* \cdot (m\mathbf{V}) = 0 \quad (44)$$

$$\partial(m\mathbf{V}_z)/\partial r_0 + (\mathbf{b}_r/c + \mathbf{g}_r/c^2)^* \times (m\mathbf{V}_{r\theta}) + m(\mathbf{b}_z + \mathbf{g}_z/c)^* + Q'_z \mathbf{z}_0 - [\partial(mc)/\partial z] \mathbf{z}_0 = 0 \quad (45)$$

$$\begin{aligned} & \partial(m\mathbf{V}_{r\theta})/\partial r_0 + m(\mathbf{b}_r + \mathbf{g}_r/c)^* + (\mathbf{b}_z/c + \mathbf{g}_z/c^2)^* \times (m\mathbf{V}) \\ & + \nabla^* \times (m\mathbf{V}_z) + Q'_r \mathbf{r}_0 + Q'_\theta \theta_0 - [\partial(mc)/\partial r] \mathbf{r}_0 - (1/r)[\partial(mc)/\partial \theta] \theta_0 = 0 \end{aligned} \quad (46)$$

where, $Q'_z = [\partial(mV_r)/\partial \theta - \partial(rmV_\theta)/\partial r]/r$; $Q'_r = \partial(mV_\theta)/\partial z$; $Q'_\theta = -\partial(mV_r)/\partial z$.

The above equations state that the total applied forces upon the planet are zero in each direction. When the movement of the planet are in accordance with the requirement of Eqs.(44)–(46), the motion locus of the planet will not be changed in time in total, and its periodic and inclined orbital motion will be stable.

In the gravitational field of the sun with the mass and angular momentum, some results can be obtained directly from the above descriptions about the angular momentum of the planet in the inclined orbit plane. Those conclusions are similar to that of Eqs.(25)–(27) for the most part. From Eq.(46), we obtain the force equilibrium equation in the (r, θ) plane, and have some results, including the orbital path deviating to the elliptical curve and the motion locus staying on an inclined plane approximately etc.

B. Planetary inclined orbit

When the planet is on the stable state of which the total applied force and total applied torque both are equal to zero, the motion loci of the planet are the cosine curve approximately. And then it means that the spatial motion loci of the planet are located on an inclined plane approximately.

In the planar polar coordinates (r, θ) , Eq.(43) can be divided further. Along the direction of θ_0 ,

$$\begin{aligned} & 2m\mathbf{V}_\theta + \mathbf{r} \times \partial(m\mathbf{V}_z)/\partial r_0 + \mathbf{z} \times (m\mathbf{a}_r)/c + (\mathbf{b}_z/c + \mathbf{g}_z/c^2)^* \times (m\mathbf{c}\mathbf{r} + m\mathbf{z} \times \mathbf{V}_\theta + \mathbf{l}_r) \\ & - (m\mathbf{V}_\theta)(\nabla^* \cdot \mathbf{r}) - (\mathbf{r} \cdot \nabla^*)(m\mathbf{V}_\theta) + [\partial(mcz + l_z)/\partial r] \theta_0 + Q_\theta \theta_0 + \partial \mathbf{l}_\theta / \partial r_0 \\ & + (\mathbf{b}_r/c + \mathbf{g}_r/c^2)^* \times (m\mathbf{r} \times \mathbf{V}_\theta + m\mathbf{c}\mathbf{z} + \mathbf{l}_z) - (1/r)[\partial(m\mathbf{R} \cdot \mathbf{V})/\partial \theta] \theta_0 = 0 \end{aligned} \quad (47)$$

and along the direction of \mathbf{r}_0 ,

$$\begin{aligned} & 2m\mathbf{V}_r + \mathbf{r} \partial(mc)/\partial r_0 + \mathbf{z} \times (m\mathbf{a}_\theta)/c + \partial \mathbf{l}_r / \partial r_0 + \mathbf{r} \nabla^* \cdot (m\mathbf{V}_\theta) + [(m\mathbf{V}_\theta) \cdot \nabla^*] \mathbf{r} \\ & + (\mathbf{b}_z/c + \mathbf{g}_z/c^2)^* \times (m\mathbf{r} \times \mathbf{V}_z + m\mathbf{z} \times \mathbf{V}_r + \mathbf{l}_\theta) - [(1/r)\partial(mcz + l_z)/\partial \theta] \mathbf{r}_0 \\ & + (m\mathbf{R} \cdot \mathbf{V})(\mathbf{b}_r/c + \mathbf{g}_r/c^2)^* + Q_r \mathbf{r}_0 - [\partial(mcr_0 + m\mathbf{R} \cdot \mathbf{V})/\partial r] \mathbf{r}_0 = 0 \end{aligned} \quad (48)$$

where, $\partial(m\mathbf{V}_{r\theta})/\partial r_0 = m(\mathbf{a}_r + \mathbf{a}_\theta)/c$; $\mathbf{a}_r = a_r \mathbf{r}_0$; $\mathbf{a}_\theta = a_\theta \theta_0$. The axis of rotation of the planet keeps fixing in the three-dimensional space, and then $\partial \mathbf{l}_\theta / \partial t = \partial \mathbf{l}_r / \partial t = 0$.

Simultaneously, Eq.(46) can be separated further. Along the direction of θ_0 ,

$$\begin{aligned} & (m\mathbf{a}_\theta)/c + (\mathbf{b}_z/c + \mathbf{g}_z/c^2)^* \times (m\mathbf{V}_r) + [\partial(mV_z)/\partial r] \theta_0 \\ & + (\mathbf{b}_r/c + \mathbf{g}_r/c^2)^* \times (m\mathbf{V}_z) - (1/r)[\partial(mc)/\partial \theta] \theta_0 + Q'_\theta \theta_0 = 0 \end{aligned} \quad (49)$$

and along the direction of \mathbf{r}_0 ,

$$\begin{aligned} & (m\mathbf{a}_r)/c + (\mathbf{b}_z/c + \mathbf{g}_z/c^2)^* \times (m\mathbf{V}_\theta) - [\partial(mc)/\partial r]\mathbf{r}_0 \\ & + m(\mathbf{b}_r + \mathbf{g}_r/c)^* - [(1/r)\partial(mV_z)/\partial\theta]\mathbf{r}_0 + Q'_r\mathbf{r}_0 = 0 \end{aligned} \quad (50)$$

The above two equations state that the total applied force is zero along the directions of θ_0 and \mathbf{r}_0 . The total applied torque does not change in time, and then the planet is on the stable state. Experimentally, the orbit inclination angle of the planet belongs to the special important orbital data for the paper, and it deserves detailed treatment.

By Eq.(47), we have

$$\begin{aligned} & \mathbf{r} \times \partial(m\mathbf{V}_z)/\partial r_0 + \mathbf{z} \times (m\mathbf{a}_r)/c + (\mathbf{b}_z/c + \mathbf{g}_z/c^2)^* \times (m\mathbf{z} \times \mathbf{V}_\theta) + (\mathbf{b}_r + \mathbf{g}_r/c)^* \times (m\mathbf{z}) \\ & - z[\partial(mc)/\partial r]\theta_0 + (z/r)[\partial(mV_z)/\partial\theta]\theta_0 + (\mathbf{b}_z/c + \mathbf{g}_z/c^2)^* \times (m\mathbf{c}\mathbf{r} + \mathbf{l}_r) \\ & + (\mathbf{b}_r/c + \mathbf{g}_r/c^2)^* \times (m\mathbf{r} \times \mathbf{V}_\theta + \mathbf{l}_z) + 2m\mathbf{V}_\theta + \partial\mathbf{l}_\theta/\partial r_0 - (m\mathbf{V}_\theta)(\nabla^* \cdot \mathbf{r}) \\ & - (\mathbf{r} \cdot \nabla^*)(m\mathbf{V}_\theta) + (Q_\theta - r_0Q'_\theta)\theta_0 + (\partial l_z/\partial r)\theta_0 + (1/r)[\partial(mrV_{r\theta})/\partial\theta]\theta_0 \\ & + (mV_z/r)(\partial z/\partial\theta)\theta_0 - (mc)(\partial z/\partial r)\theta_0 = 0 \end{aligned} \quad (51)$$

The above can be further simplified as,

$$\partial^2 z/\partial t^2 + \omega^2 z + U = 0 \quad (52)$$

where, $\omega^2 = P'/mr$, $U = U'/mr$. And the parameters P' and U' satisfy,

$$\begin{aligned} (zP'/c)\theta_0 = & \mathbf{z} \times (m\mathbf{a}_r)/c + (\mathbf{b}_z/c + \mathbf{g}_z/c^2)^* \times (m\mathbf{z} \times \mathbf{V}_\theta) \\ & + (\mathbf{b}_r + \mathbf{g}_r/c)^* \times (m\mathbf{z}) - z[\partial(mc)/\partial r]\theta_0 + (z/r)[\partial(mV_z)/\partial\theta]\theta_0 \end{aligned} \quad (53)$$

$$\begin{aligned} (U'/c)\theta_0 = & (\mathbf{b}_z/c + \mathbf{g}_z/c^2)^* \times (m\mathbf{c}\mathbf{r} + \mathbf{l}_r) + (\mathbf{b}_r/c + \mathbf{g}_r/c^2)^* \times (m\mathbf{r} \times \mathbf{V}_\theta + \mathbf{l}_z) \\ & + 2m\mathbf{V}_\theta + \partial\mathbf{l}_\theta/\partial r_0 - (m\mathbf{V}_\theta)(\nabla^* \cdot \mathbf{r}) - (\mathbf{r} \cdot \nabla^*)(m\mathbf{V}_\theta) + (Q_\theta - r_0Q'_\theta)\theta_0 \\ & + (\partial l_z/\partial r)\theta_0 + (1/r)[\partial(mrV_{r\theta})/\partial\theta]\theta_0 + (mV_z/r)(\partial z/\partial\theta)\theta_0 - (mc)(\partial z/\partial r)\theta_0 \end{aligned} \quad (54)$$

In general, the orbital parameters U and ω^2 of the planet are the functions of $\mathbf{R}, \mathbf{V}, \mathbf{g}, \mathbf{b}, \mathbf{l}$ and m etc. This study is intended to present a simple case of which the orbital parameters U and ω^2 both are the constants approximately.

When the orbital parameters U and ω^2 of the planet both are the constants, Eq.(52) will become

$$z = A\cos(\omega t + \phi) - U/\omega^2 \quad (55)$$

where, A and ϕ are the constants.

In the cylindrical polar coordinates (r, θ, z) , the vertical distance from the planet to the solar equatorial plane is

$$z = (r\sin\varphi_0/\cos\theta_1)\cos\theta_2 \approx r\sin\varphi_0\cos\theta_2 \quad (56)$$

where, $\theta_1 \leq \varphi_0$. When the angle φ_0 is small, $\cos\theta_1 \approx 1$.

In Figure 6, the angle θ_1 is that between the planet and the solar equatorial plane,

$$\sin\theta_1 = \sin\varphi_0\cos\theta_2$$

The above means that the planet orbits the sun in one inclined plane, if it keeps invariable the angle φ_0 of each locus of the planet. And the φ_0 is the angle between the inclined orbit plane and the solar equatorial plane.

Some results can be obtained directly from the above descriptions, of which the planet orbits the sun in the inclined orbital plane.

(a) Near plane of the planet orbit. By comparison with the Eq.(56), we find that the planet revolution round the sun is orbiting on the inclined and near plane in the three-dimensional space from Eq.(55) when U is zero. The inclined orbit plane of the planet is one imaging and ideal inclined plane. This implies that there exists the distance deviation between the imaging inclined plane with the real orbit path of the planet. When $\cos\theta_2$ is 1 in Eq.(56), the maximum of the distance deviation is $\Delta = r\sin\varphi_0(1/\cos\theta_1 - 1) \approx (r/2)\varphi_0^3$.

(b) Near elliptical curve of the planet orbit. When the planet is on the stable state, it can obtain the orbital path of the planet in the (r, θ) plane. Comparing with Eq.(30), Eq.(46) has more omitted terms. Then the orbital path of Eq.(46) is close to that of Eq.(30). And the curve of Eq.(30) is chosen as the first order approximation of that in Eq.(46). If the orbit inclination angle φ_0 is zero, the orbital curve of the planet is the elliptical curve in the solar equatorial plane. When the orbit inclination angle φ_0 is small, the orbital curve of the planet is the near elliptical curve in the inclined plane.

(c) The inclination angle of the planet orbit. The planet completes one circulating cycle of traversing the equatorial plane of the sun along the z -axis, while the planet revolution about the sun completes one stable revolution period. So the orbital parameter ω in Eq.(55) should be equal to the magnitude of the angular velocity of the planet revolution. When the orbital angle θ_1 is slight, the real orbit path of the planet approaches to the imaging inclined plane. As a result, the orbit inclination angle φ_0 is constant approximately.

VI. CONCLUSIONS

Contrasting with the current gravitational field theories including the Newtonian theory [20] and the General Relativity [21] etc., the quaternion gravitational field theory can reason out the orbit curve, inclined plane and orbit inclination angle of the rotating planet, when the rotating planet is on the stable state of which the total applied force and the total applied torque both are equal to zero.

When the non-rotating planet revolves round the sun in the solar equatorial plane, it can obtain the conclusions of the elliptical orbit and the equal-area law etc. from the stable state of the planet motion. This ideal model can deduce the conclusions which are consistent with the Newtonian gravitational field theory. But it does not match incompletely the real orbit case of the planet motion in three-dimensional space.

It can obtain the results of the near elliptical orbit and the near equal-area law etc. from the stable state of the planet motion, when the rotating planet revolves round the sun in the solar equatorial plane. At the same time, it deduces the conclusion of which the spinning angular momentum of the sun has a limited gravitational influence on the orbital path of the planet. The mathematic model considers the gravitational influence of the spinning angular momentum of the rotating sun. However it does not match incompletely the real orbit case of the planet motion in three-dimensional space either.

When the rotating planet revolves round the sun in the inclined orbit, it can obtain the inferences of the near elliptical curve, near plane and orbit inclination angle of the planetary orbit in three-dimensional space, from the stable state of the planet motion. The theoretical model is close to the real orbit of the planet motion in three-dimensional space, and provides a simple explanation for the existence of the orbit inclination angle of the planet.

After investigating the first two orbital models, it should be noted that the study for the last model has examined only a simple case, of which the orbital parameters of the planet are the constants. It shows that the rotating planet possesses the near plane, near elliptical curve and orbit inclination angle of the inclined orbit. Despite its preliminary character, this study can clearly indicate that the orbit motion of the rotating planet is always accompanied by the orbit inclination angle. The model considers two kinds of suitable experimental predictions for future studies. When the orbital angle is slight, the rotating planet is orbiting on the near inclined plane in the three-dimensional space. And the orbital curve of the rotating planet is the near elliptical curve in the inclined plane.

Acknowledgments

This project was supported partly by National Natural Science Foundation of China under grant number 60677039, Science & Technology Department of Fujian Province of China under grant number 2005HZ1020 and 2006H0092, and Xiamen Science & Technology Bureau of China under grant number 3502Z20055011.

-
- [1] I. Newton, *The Mathematical Principles of Natural Philosophy*, trans. A. Motte (Dawsons of Pall Mall, London, 1968).
 - [2] A. Einstein, *Relativity: the Special and the General Theory* (Methuen & Co. Ltd., London, 1955).
 - [3] A. Burkert, D. Lin, and P. Bodenheimer *et al.*, *ApJ* **618**, 512 (2004).
 - [4] D. Krajnovic, M. Cappellari, and E. Emsellem *et al.*, *MNRAS* **357**, 1113 (2005).
 - [5] M. Konacki and A. Wolszczan, *ApJ* **591**, L147 (2003).
 - [6] S. Weinberg, *Gravitation and Cosmology: Principles and Applications of the General Theory of Relativity* (Wiley, New York, 1972).
 - [7] G. W. Henry and J. N. Winn, *ApJ* **135**, 68 (2008).
 - [8] G. I. Ogilvie and D. N. C. Lin, *ApJ* **610**, 477 (2004).
 - [9] W. Straten, M. Bailes, and M. Britton *et al.*, *Nature* **412**, 158 (2001).
 - [10] B. Mashhoon, N. Mobed, and S. Singh, *Quantum Grav.* **24**, 5031 (2007).
 - [11] Z. Weng, *arXiv: physics/0612102*.
 - [12] G. Khanna, *Phys. Rev. D* **69**, 024016 (2004).
 - [13] W. R. Hamilton, *Elements of Quaternions* (Longmans, Green & Co., London, 1866).
 - [14] J. C. Maxwell, *A Treatise on Electricity and Magnetism* (Dover Publications, New York, 1954).
 - [15] M. Dovciak, V. Karas, and G. Matt *et al.*, *MNRAS* **384**, 361 (2008).
 - [16] A. Cayley, *The Collected Mathematical Papers* (Johnson Reprint Co., New York, 1963).
 - [17] H. A. Lorentz, *The Theory of Electrons* (Dover, New York, 1952).
 - [18] S. A. Khodykin, A. I. Zakharov, and W. L. Andersen, *ApJ* **615**, 506 (2004).
 - [19] N. Sibgatullin, *Astron. Lett.* **28**, 83 (2002).
 - [20] J. W. Barnes and J. J. Fortney, *ApJ* **588**, 545 (2003).
 - [21] E. Mason, S. B. Howell, and P. Szkody *et al.*, *Astron. Astrophys.* **396**, 633 (2002).