

Towards Understanding the Mass-Metallicity relation of Quasar Absorbers: Evidence for bimodality and consequences.

Nicolas Bouché^{1*}

¹Max Planck Institut für extraterrestrische Physik, Giessenbachstrasse, Garching D-85748, Germany; nbouche@mpe.mpg.de

Accepted —. Received —; in original form 21 June 2024

ABSTRACT

One way to characterize and understand H I-selected galaxies is to study their metallicity properties. In particular, we show that the metallicity of absorbers is a bivariate function of the H I column density (N_{HI}) and the Mg II equivalent width ($W_r^{\lambda 2796}$). Thus, a selection upon $W_r^{\lambda 2796}$ is not equivalent to a H I selection for intervening absorbers. A direct consequence for damped absorbers with $\log N_{\text{HI}} > 20.3$ that falls from the bivariate metallicity distribution is that any correlation between the metallicity [X/H] and velocity width (using $W_r^{\lambda 2796}$ as a proxy) cannot be interpreted as a signature of the mass-metallicity relation akin to normal field galaxies. In other words, DLA samples are intrinsically heterogeneous and the [X/H]– $W_r^{\lambda 2796}$ or [X/H]– Δv correlation reported in the literature arises from the H I cut. On the other hand, a sample of Mg II-selected absorbers, which are statistically dominated by lowest N_{HI} systems (sub-DLAs) at each $W_r^{\lambda 2796}$, are found to have a more uniform metallicity distribution. We postulate that the bivariate distribution $[[\text{X}/\text{H}](N_{\text{HI}}, W_r^{\lambda 2796})]$ can be explained by two different physical origins of absorbers, which are the ISM of small galaxies, out-flowing material. Several published results follow from the bivariate [X/H] distribution, namely (a) the properties of the two classes of DLAs, reported by Wolfe et al., and (b) the constant dust-to-gas ratio for Mg II-absorbers.

Key words: cosmology: observations — galaxies: evolution — galaxies: halos — quasars: absorption lines

1 INTRODUCTION

Among quasar (QSO) absorption line systems, damped Ly α absorbers (DLAs) with column densities $N_{\text{HI}} \geq 2 \times 10^{20} \text{ cm}^{-2}$ are the most puzzling. Their high column density range indicates that they ought to trace cold neutral gas, hence disks (e.g. Wolfe et al. 1986; Wolfe & Prochaska 1998). This is further supported as in the local universe most of the H I gas with these column densities are in galaxies (e.g. Rosenberg & Schneider 2003; Zwaan et al. 2005). In addition, Prochaska & Wolfe (1998) (and others) argued that the kinematics of DLAs (traced by low-ions) are best explained by models of rapidly rotating disks.

Despite decades of studies, it is not clear whether this cold neutral gas is part of the interstellar medium of large spirals (Wolfe et al. 1986), part of the halos of galaxies (Bahcall & Spitzer 1969) or part of dwarf galaxies (York et al. 1986) akin to the Magellanic Clouds. An alternative scenario for absorption-selected galaxies is that the gas seen in absorption is part of cold gas clumps in the host galaxy halos entrained in outflows produced by supernovae (SNe) (Nulsen et al. 1998; Schaye 2001).

Among the many different approaches that have been used

to make further progress on this issue, one is to use the metallicity of the gas. Since the metallicity of the absorbing gas, and of DLAs in particular, is typically 1/30th solar (e.g. Pettini et al. 1999; Prochaska & Wolfe 1999; Péroux et al. 2003; Prochaska et al. 2003), and $z \gg 1$ star-forming galaxies have metallicities closer to solar, i.e. more metal rich by a factor of 10 (e.g. Erb et al. 2006), one is often forced to invoke metallicity gradients in galaxies to 30 kpc and beyond to reconcile the two observations. If indeed absorption and emission metallicities are related to one another solely by a metallicity gradient, one would expect a similar mass-metallicity correlation in DLAs as observed in normal star-forming galaxies (Tremonti et al. 2004; Erb et al. 2006).

While the metallicity of absorbers is usually straightforward to determine (e.g. Prochaska et al. 2000, 2003; Péroux et al. 2003; Péroux et al. 2006; Prochaska et al. 2006; Kulkarni et al. 2007), the mass (dynamical or baryonic) of absorption-selected galaxies cannot be usually measured directly because the host-galaxy is usually elusive. Progress is underway from (i) direct dynamical mass estimates of 14 Mg II-selected galaxies by Bouché et al. (2007) (and Bouché, Murphy & Péroux, in prep.), and (ii) direct comparison between the host-emission metallicity and the absorption metallicity (Bouché et al. 2008, in prep.).

Indirect, and statistical, mass measurements have been made from clustering analysis (Bouché et al. 2006) for strong $z \simeq 0.5$

* E-mail: nbouche@mpe.mpg.de (NB)

Mg II absorbers with rest-frame equivalent widths $W_r^{\lambda 2796} \geq 1 \text{ \AA}$, which are intimately related to low- z DLAs (Churchill et al. 2000; Rao & Turnshek 2000; Rao et al. 2006). Bouché et al. (2006) found that the host halo-mass (M_h) and $W_r^{\lambda 2796}$ are anti-correlated. For virialized clouds, the host mass and the line-of-sight velocity dispersion ought to be correlated, i.e. a M_h - $W_r^{\lambda 2796}$ correlation is expected because $W_r^{\lambda 2796}$ is a measure of the line-of-sight velocity width (Δv) as individual Mg II absorptions are saturated (Ellison 2006). Thus, the results of Bouché et al. (2006) imply that Mg II clouds are not virialized in the host halos, and super-novae driven outflows provide a natural mechanism. While the mass- $W_r^{\lambda 2796}$ results have been confirmed by an independent team (Allen, Hewett & Ryan-Weber 2008, in prep.), ad-hoc models have been proposed to explain the anti-correlation in a cosmological context (e.g. Tinker & Chen 2008).

Since one would expect a mass-metallicity correlation for all galaxies, the mass- $W_r^{\lambda 2796}$ anti-correlation of Bouché et al. (2006) implies a metallicity- $W_r^{\lambda 2796}$ anti-correlation, or equivalently a metallicity-velocity width anti-correlation. However, several groups have reported just the opposite: the metallicity in DLAs correlates either with the velocity width Δv (Wolfe & Prochaska 1998; Péroux et al. 2003; Ledoux et al. 2006; Prochaska et al. 2008) or with the $W_r^{\lambda 2796}$ (Meiring et al. 2007; Murphy et al. 2007). It is tempting to assume that Δv is a measure of the line-of-sight velocity dispersion, i.e. that it correlates with the mass of the host-galaxy, since when combined with the above results, one would naturally imply a normal mass-metallicity relation.

Thus, there appears to be a conflict between the M_h - $W_r^{\lambda 2796}$ anti-correlation of Bouché et al. (2006) and the $W_r^{\lambda 2796}$ (velocity)-[X/H] correlations reported in the literature. In this paper, we show that the conflict is apparent and reflects the various selections at play (H I vs. Mg II) using Mg II systems from the literature. In section 2, we describe our sample where we collected neutral column density N_{HI} , Mg II equivalent widths and metallicities [X/H]. Section 3 shows our results.

2 DATA

Strong Mg II absorbers are closely related to DLAs. In particular, at $z \simeq 0.5$, the DLA fraction is essentially 0 below $W_r^{\lambda 2796} \lesssim 0.6 \text{ \AA}$, then is about $\sim 35\%$ for all Mg II absorbers with $W_r^{\lambda 2796} \gtrsim 0.6 \text{ \AA}$ (e.g. Rao et al. 2006) and may reach about $\gtrsim 50\%$ for Mg II absorbers with $W_r^{\lambda 2796} \simeq 3 \text{ \AA}$.

Therefore, we started by matching various samples of Mg II absorbers and DLAs. In particular, we include the samples of absorbers of Rao et al. (2006), Ellison (2006), Kulkarni et al. (2005), Curran et al. (2007), Murphy et al. (2007) Ledoux et al. (2006), augmented by the catalog of Ryabinkov et al. (2003). The H I column densities come mostly from the STIS survey of Rao & Turnshek (2000); Rao et al. (2006) for the low-redshift absorbers. The entire catalog contains about 1200 absorbers, of which 377 have both $W_r^{\lambda 2796}$ and N_{HI} measured. We then match the literature samples with published metallicity measurements from Péroux et al. (2003), Péroux et al. (2004), Péroux et al. (2006), Möller et al. (2004). Prochaska et al. (2006), Kulkarni et al. (2005), Ledoux et al. (2006), Ellison (2006), Prochaska et al. (2006), Meiring et al. (2007), Meiring et al. (2008) and Murphy et al. (2007). This resulted in a sample of 89 absorbers with known N_{HI} , $W_r^{\lambda 2796}$, and [X/H].

We show the redshift distribution of the sub-samples in Fig. 1. The solid histogram shows the literature sample of 1200 absorbers.

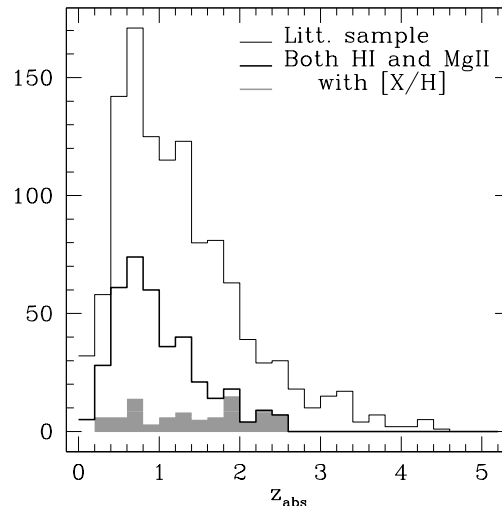


Figure 1. Redshift distributions of the total sample (solid line), of the H I-Mg II sub-sample (thick line) and of the final sample (shaded histogram) with metallicity measurements restricted to [Zn/H].

The thick histogram shows the 377 absorbers with $W_r^{\lambda 2796}$ and N_{HI} , and the grey histogram shows the 89 absorbers with $W_r^{\lambda 2796}$, N_{HI} and [Zn/H]. In order to have homogeneous metallicity measurements, we impose that all metallicity measurements are from Zn. In order to probe for any redshift evolution, we will split the sample into low- z ($z < 1.6$) and high- z ($z > 1.6$).

3 RESULTS

3.1 Metallicity gradient in N_{HI} - $W_r^{\lambda 2796}$.

Fig. 2(a) shows the distribution of absorbers in the N_{HI} - $W_r^{\lambda 2796}$ plane as in Rao et al. (2006). Note that strong Mg II absorbers have indeed larger N_{HI} , and can be regarded as DLA-dominated, however the opposite is not true. A DLA sample covers the entire range of $W_r^{\lambda 2796}$. The large connected squares show the logarithmic mean $\langle \log N_{\text{HI}} \rangle$. The logarithmic mean is a better statistic to quantify the distribution of the points. Rao et al. (2006) elected to use the mean $\langle N_{\text{HI}} \rangle$ statistics since they were interested in the mean H I column density in order to constrain Ω_{HI} . The solid squares show that $\langle \log N_{\text{HI}} \rangle$ increases with equivalent width, reflecting an increasing fraction of DLAs as a function of $W_r^{\lambda 2796}$.

In Fig. 2(a), as noted many times (e.g. Rao et al. 2006; Chelouche et al. 2007), there are no absorbers to the bottom right of the figure, i.e. with large $W_r^{\lambda 2796}$ and low H I column densities. The lack of objects in that part of the diagram is not due to selection effects; strong Mg II absorbers are easy to identify there.

The solid squares in Fig. 2(b) show the absorbers whose [X/H] measurement exist in the literature, and color-coded according to [Zn/H] from -2 to 0. This figure clearly shows that the more metal poor (lighter grey points) are located in a different location as the metal rich (darker grey points). In other words, there is a strong metallicity gradient across the N_{HI} - $W_r^{\lambda 2796}$ plane, represented schematically in Fig. 3(a). The metallicity gradient is noted by the vector. For H I column densities $\log N_{\text{HI}}$ below < 19.5 , there is a lack of metallicity data due to difficulties in measuring [X/H] due to an increasing ionization correction (Péroux et al. 2006; Prochaska et al. 2006).

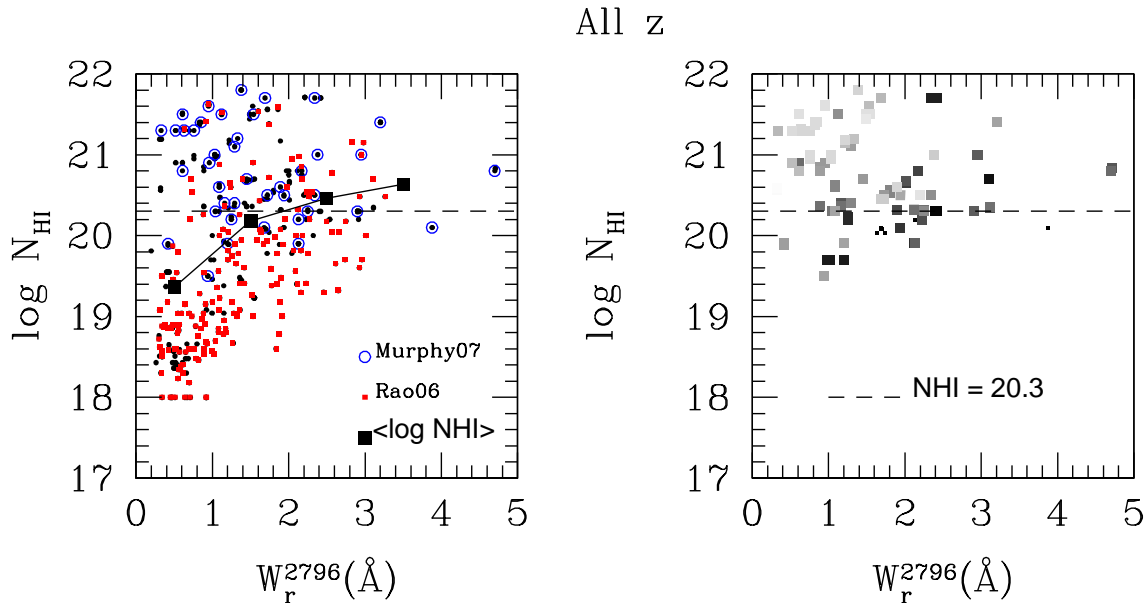


Figure 2. **a)** The distribution of absorbers in the $N_{\text{HI}}-W_r^{\lambda 2796}$ plane. Strong Mg II absorbers have indeed larger N_{HI} , and can be regarded as DLA-dominated, however the opposite is not true. A DLA sample covers the entire range of $W_r^{\lambda 2796}$. The large connected squares show that the logarithmic mean $\langle \log N_{\text{HI}} \rangle$. **b)** For those with $[\text{Zn}/\text{H}]$ measurements, the points are color-coded according to increasing metallicity from $[\text{Zn}/\text{H}]=-2$ to 0. There is a clear metallicity gradient. Furthermore, the gradient is inclined with respect to the y -axis. In both panels, the dashed line shows the classical DLA threshold of 20.3.

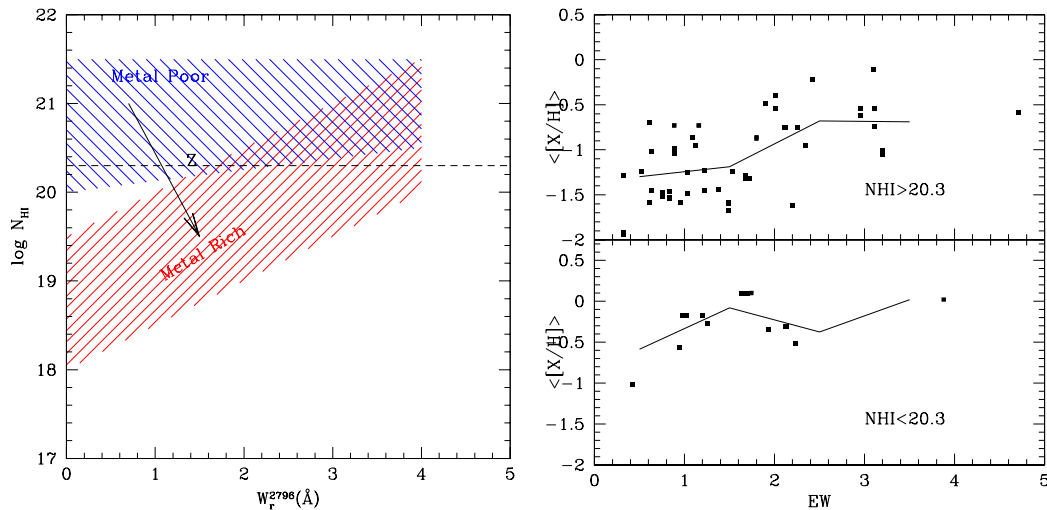


Figure 3. **a):** Schematic representation of the metallicity gradient shown in Fig. 2(b). **b):** Mean metallicity $\langle [X/\text{H}] \rangle$ for DLAs with $\log N_{\text{HI}} > 20.3$ (top) and sub-DLAs (bottom). The increase in the mean metallicity for DLAs is $\sim 0.8-1$ dex which is the increase reported by Ledoux et al. (2006). On the other hand, sub-DLAs have roughly a similar metallicity. This shows that the $[X/\text{H}]-\Delta v$ and $[X/\text{H}]-W_r^{\lambda 2796}$ correlations reported by Ledoux et al. (2006) for DLAs and Murphy et al. (2007) are both a ‘selection effect’: the correlation with metallicity originates from the increased overlap of the metal poor and metal rich systems in the $N_{\text{HI}}-W_r^{\lambda 2796}$ plane (Fig. 2b).

3.2 Biased metallicities

Fig. 2(b) shows that sub-DLAs are generally more metal rich than DLAs, a result noted already by many (e.g. Khare et al. 2007). However, since the metallicity changes in a subtle way in the $N_{\text{HI}}-W_r^{\lambda 2796}$ plane, (Fig. 3[a]), one would expect to have different mean metallicity $\langle [X/\text{H}] \rangle$ for different N_{HI} -selected samples. This is illustrated in Fig. 3(b), where we plot $\langle [X/\text{H}] \rangle$ for DLAs with $\log N_{\text{HI}} > 20.3$ (top) and sub-DLAs (bottom).

There is a significant increase in metallicity as a function of

$W_r^{\lambda 2796}$ (a proxy for the velocity width Δv) for DLAs. The increase in the mean metallicity $[X/\text{H}]$ is $\sim 0.8-1$ dex which is the increase reported by Ledoux et al. (2006) for their DLA-sample. On the other hand, if one computes the mean metallicity in bins of equivalent width for absorbers with $\log N_{\text{HI}}$ less than 20.3, the mean metallicity appears constant (Fig. 3[b], bottom). Similarly, the $[X/\text{H}]-W_r^{\lambda 2796}$ relation reported by Murphy et al. (2007) is explained by the fact that their sample is dominated by systems with HI column densities mostly above the DLA threshold $N_{\text{HI}} > 20.3$

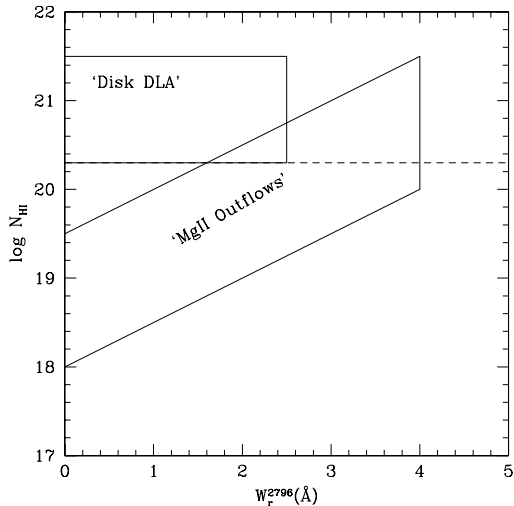


Figure 4. Based on the metallicity distribution in the $N_{\text{HI}}-W_r^{\lambda 2796}$ plane (Fig. 2), we postulate that intervening absorbers in the metal rich region have one physical origin (out-flowing material), whereas absorbers in the metal poor region are ‘classical DLAs’, in the sense that the sight lines pass through the ISM of galaxies. This simple picture naturally explains the bimodality of DLAs reported by Wolfe et al. (see text).

(Fig. 2[a]). Thus, the $[X/H]-\Delta v$ and $[X/H]-W_r^{\lambda 2796}$ correlations reported by Ledoux et al. (2006) for DLAs and Murphy et al. (2007) are both a ‘selection effect’: it originates from the increased overlap of the metal poor and metal rich systems in the $N_{\text{HI}}-W_r^{\lambda 2796}$ plane.

While the fraction of DLAs increases with $W_r^{\lambda 2796}$, this exercise shows that the selection upon $W_r^{\lambda 2796}$ is not equivalent to a HI selection, as the two sample will have very different properties: the Mg II-selected sample will be biased towards more metal rich absorbers, while the HI-selected sample will be more metal poor, with a strong metallicity dependence on $W_r^{\lambda 2796}$.

We close this section by noting that there seems to be no redshift bias in our results: Fig. 2[b] looks similar for the $z_{\text{abs}} < 1.6$ and $z_{\text{abs}} > 1.6$ sub-samples, with perhaps an overall shift in metallicities. Based on these results, we turn towards a physical interpretation.

3.3 Interpretation

As we already noted, the N_{HI} distribution is bimodal in the $N_{\text{HI}}-W_r^{\lambda 2796}$ plane (Fig. 2a). This is particularly true for systems with $W_r^{\lambda 2796} < 1.5 \text{ \AA}$. This indicates there might be two classes of intervening absorbers, probing different physical conditions. While observational bias may play a role here, the survey of Rao et al. (2006) is unbiased in regards to HI column density, and the bimodality is already present in their sample.

Given the metallicity gradient shown in the previous section and the absorber distribution in the $N_{\text{HI}}-W_r^{\lambda 2796}$ plane, we make the following assumption to guide our understanding: absorbers in the red metal-rich shaded region in Fig. 3 originate in one physical environment with a more homogeneous metallicity distribution, while the blue metal-poor absorber in the blue region with low $W_r^{\lambda 2796}$ and high- N_{HI} may be the ‘classical’ DLAs where the sight-line is probing the ISM of small galaxies. These two hypotheses are illustrated with Fig. 4.

Since our recent results (Bouché et al. 2006, 2007) favor the

outflow scenario for Mg II-selected absorbers, we postulate that the homogeneous metallicity distribution originates from the metal-rich material being driven out of sub- L^* galaxies. Indeed, several studies (Bouché et al. 2007; Oppenheimer & Davé 2008) have shown that galaxies with $L < 1/3L^*$ dominate the metal budget in the intergalactic medium, i.e. the metals outside the ISM of galaxies. This material is either directly entrained by ram pressure from the hot outflow, or traces cooling material (where the metallicity is higher and the cooling time is shorter) (?). Either way it may very well return to the ISM of the galaxy as recent wind models suggest (Oppenheimer & Davé 2008).

This picture outlined in Fig. 4, which may still be somewhat over simplified, naturally explains many other observables of intervening absorbers. For instance, as pointed out in the previous section, a sample of DLAs will be made of a mix of the two types of absorbers. Interestingly, Wolfe et al. (2008) reported evidence for a bimodality in DLAs using $[\text{C II}] 158\mu\text{m}$ cooling rates, *l.c.* The ‘low-cool’ DLAs have lower velocity widths, lower metallicity and lower dust-to-gas ratios than the ‘high-cool’ DLAs which have larger velocity widths and higher metallicities. Fig. 3 naturally shows that DLAs with large velocity dispersions (as measured by $W_r^{\lambda 2796}$) would be more metal rich, than those with low velocity widths. Furthermore, the UDF results of Wolfe & Chen (2006) imply that in situ star formation can be the dominant heating mechanism for the ‘low-cool’ population only, consistent with our interpretation shown in Fig. 4. We have shown that the DLA bimodality originates from the biased selection at constant N_{HI} .

The picture outlined in Fig. 4 would also naturally predict an increasing reddening $E(B - V)$ with equivalent width $W_r^{\lambda 2796}$ as reported by York et al. (2006) (see also Ménard et al. 2008) for a Mg II-selected sample of absorbers. Indeed, the common physical nature (out-flowing material) of strong Mg II samples would predict a roughly uniform dust-to-gas ratio and, therefore, an increase reddening with $\log N_{\text{HI}}$ (or with $W_r^{\lambda 2796}$) as observed. As this work was being completed, Ménard & Chelouche (2008) showed that dust-to-gas ratios for Mg II-absorbers is not consistent with that of dwarf galaxies (SMC), and that the dust-to-gas ratio for the data points in the upper left of Fig. 2(a) must be smaller (a conclusion reached by Wolfe et al.) than the data points on the $N_{\text{HI}}-W_r^{\lambda 2796}$ sequence.

3.4 Cavaets and possible systematics

Both Prochaska et al. (2008) and Ledoux et al. (2006) used a sample of DLAs at higher redshifts (with $1.7 < z_{\text{abs}} < 4.3$) than the Rao et al. sample of low- z absorbers dominating our study. However, Fig. 2(b) does not change qualitatively for absorbers with $z_{\text{abs}} > 1.6$ in our sample. The overall metallicity is lower, reflecting the slight redshift evolution of metallicity in DLAs and sub-DLAs (Prochaska et al. 2003; Péroux et al. 2007; Kulkarni et al. 2007).

Another difference between our analysis and Ledoux et al. (2006) and Prochaska et al. (2008), is that we used $W_r^{\lambda 2796}$ as a proxy for velocity width Δv (Ellison 2006) whereas they used the measured velocity width from high-resolution spectra of the low-ions Si II and Zn II. However, for the dozen of absorbers with both $W_r^{\lambda 2796}$ and $\Delta v(\text{Si II or Zn II})$, we find that the $\Delta v(W_r^{\lambda 2796})$ correlates with $\Delta v(\text{Si II or Zn II})$ at 99% confidence level. Thus, the selection effect shown in Fig. 3 exists against $W_r^{\lambda 2796}$ (as in Murphy et al. 2007) and against $\Delta v(\text{Si II or Zn II})$ (as in Ledoux et al. 2006; Prochaska et al. 2008).

One might invoke dust obscuration to account for the results

shown in Fig. 3. However, such a dust-bias would have to selectively remove metal rich DLAs with low $W_r^{\lambda 2796}$. The results of York et al. (2006) and Ménard et al. (2008) showed that dust obscuration in Mg II-selected samples with the lowest $W_r^{\lambda 2796}$ is low, i.e. $E(B - V) < 0.02$ below $W_r^{\lambda 2796} < 2 \text{ \AA}$, which implies a very low fraction of missed absorbers below $W_r^{\lambda 2796} < 2 \text{ \AA}$ irrespective of N_{HI} . Similarly, such a dust-bias would have to selectively remove metal poor DLAs with high $W_r^{\lambda 2796}$. This is unlikely since dusty and metal poor ($[\text{X}/\text{H}] < -1.0$) DLAs would have to have unphysically high dust-to-metal ratios ($\mathcal{D} \geq 10\mathcal{D}_{\text{MW}}$), which is rather difficult to produce (Inoue 2003). On the other hand, metal-rich DLAs with high $W_r^{\lambda 2796}$ would have larger $E(B - V)$ (Ménard & Chelouche 2008) and therefore would be easier to obscure, but are in fact present in our sample. Finally, we looked at the distribution of the QSO magnitudes in the $N_{\text{HI}}-W_r^{\lambda 2796}$ plane, and found no evidence for a selective dust-bias.

4 CONCLUSIONS

Our results show the presence of a metallicity gradient in the $N_{\text{HI}}-W_r^{\lambda 2796}$ plane of intervening absorbers (Fig. 2). In other words, the metallicity of absorbers is a bimodal function of N_{HI} and $W_r^{\lambda 2796}$. As a direct consequence, a population of DLAs, selected with $\log N_{\text{HI}} > 20.3$, will be heterogeneous. At low $W_r^{\lambda 2796}$, the HI-selected sample is metal poor, whereas at high $W_r^{\lambda 2796}$, it is found to be more metal rich. Therefore, the correlation between the metallicity $[\text{X}/\text{H}]$ and the line-of-sight velocity width Δv reported by Ledoux et al. (2006) and by Murphy et al. (2007) arises from the HI selection and can not be interpreted as a signature of the mass-metallicity relation akin to normal field galaxies.

We argue that the bivariate distribution $[[\text{X}/\text{H}](N_{\text{HI}}, W_r^{\lambda 2796})]$ can be explained by two different physical origins of absorbers, which are the ISM of small galaxies and out-flowing material, with distinct physical properties (such as metallicities and dust-to-gas ratios). This is supported by the distribution of the absorbers in the $N_{\text{HI}}-W_r^{\lambda 2796}$ plane. If there are two distinct populations of absorbers, as shown in Fig. 4, this naturally explains the two classes of DLAs ('low-cool' and 'high-cool'), reported by Wolfe et al. (2008) using $[\text{C II}] 158\mu\text{m}$ cooling rates. DLAs with large velocity dispersions (as measured by $W_r^{\lambda 2796}$) are more metal rich than those with low velocity widths and will have different dust-to-gas ratio for a given dust-to-metal ratio.

Therefore, the correlation between metallicity $[\text{X}/\text{H}]$ and $W_r^{\lambda 2796}$ (or Δv) for DLAs (which we showed is apparent), the two classes of DLAs of Wolfe et al. (2008), the dust-to-gas results of Ménard & Chelouche (2008), and the results of Bouché et al. (2006) indicating that Mg II-selected absorbers are tracing out-flowing material can all be put into one coherent context.

ACKNOWLEDGMENTS

We thank S. Ellison for providing $W_r^{\lambda 2796}$ for her sample. We acknowledge useful discussions with M. Murphy, C. Péroux.

REFERENCES

Bahcall J. N., Spitzer L. J., 1969, *ApJ*, 156, L63+
 Bouché N., Lehnert M. D., Aguirre A., Péroux C., Bergeron J., 2007, *MNRAS*, 378, 525
 Bouché N., Lehnert M. D., Péroux C., 2006, *MNRAS*, 367, L16

Bouché N., Murphy M. T., Péroux C., Csabai I., Wild V., 2006, *MNRAS*, 371, 495
 Bouché N., Murphy M. T., Péroux C., Davies R., Eisenhauer F., Förster Schreiber N. M., Tacconi L., 2007, *ApJ*, 669, L5
 Chelouche D., Ménard B., Bowen D. V., Gnat O., 2007, *ApJ*, (astro-ph/0706.4336), 706
 Churchill C. W., Mellon R. R., Charlton J. C., Jannuzi B. T., Kirhakos S., Steidel C. C., Schneider D. P., 2000, *ApJ*, 543, 577
 Curran S. J., Tzanavaris P., Pihlström Y. M., Webb J. K., 2007, *MNRAS*, 382, 1331
 Ellison S. L., 2006, *MNRAS*, 368, 335
 Erb D. K., Shapley A. E., Pettini M., Steidel C. C., Reddy N. A., Adelberger K. L., 2006, *ApJ*, 644, 813
 Inoue A. K., 2003, *Publ. Astron. Soc. Japan*, Vol.55, No.5, pp. 901-909, 55, 901
 Khare P., Kulkarni V. P., Péroux C., York D. G., Lauroesch J. T., Meiring J. D., 2007, *A&A*, 464, 487
 Kulkarni V. P., Fall S. M., Lauroesch J. T., York D. G., Welty D. E., Khare P., Truran J. W., 2005, *ApJ*, 618, 68
 Kulkarni V. P., Khare P., Péroux C., York D. G., Lauroesch J. T., Meiring J. D., 2007, *ApJ*, 661, 88
 Ledoux C., Petitjean P., Fynbo J. P. U., Møller P., Srianand R., 2006, *A&A*, 457, 71
 Meiring J. D., Kulkarni V. P., Lauroesch J. T., Péroux C., Khare P., York D. G., Crotts A. P. S., 2008, *MNRAS*, 384, 1015
 Meiring J. D., Lauroesch J. T., Kulkarni V. P., Péroux C., Khare P., York D. G., Crotts A. P. S., 2007, *MNRAS*, pp 112+
 Ménard B., Chelouche D., 2008, *MNRAS*, (astro-ph/0803.0745)
 Ménard B., Nestor D., Turnshek D., Quider A., Richards G., Chelouche D., Rao S., 2008, *MNRAS*, pp 219+
 Möller P., Fynbo J. P. U., Fall S. M., 2004, *A&A*, 422, L33
 Murphy M. T., Curran S. J., Webb J. K., Ménager H., Zych B. J., 2007, *MNRAS*, pp 74+
 Nulsen P. E. J., Barcons X., Fabian A. C., 1998, *MNRAS*, 301, 168
 Oppenheimer B. D., Davé R., 2008, *ArXiv e-prints*, 712
 Péroux C., Deharveng J.-M., Le Brun V., Cristiani S., 2004, *MNRAS*, 352, 1291
 Péroux C., Dessauges-Zavadsky M., D'Odorico S., Kim T., McMahon R. G., 2003, *MNRAS*, 345, 480
 Péroux C., McMahon R. G., Storrie-Lombardi L. J., Irwin M. J., 2003, *MNRAS*, 346, 1103
 Péroux C., Dessauges-Zavadsky M., D'Odorico S., Kim T.-S., McMahon R. G., 2007, *MNRAS*, 382, 177
 Péroux C., Kulkarni V. P., Meiring J., Ferlet R., Khare P., Lauroesch J. T., Vladilo G., York D. G., 2006, *A&A*, 450, 53
 Pettini M., Ellison S. L., Steidel C. C., Bowen D. V., 1999, *ApJ*, 510, 576
 Prochaska J. X., Chen H.-W., Wolfe A. M., Dessauges-Zavadsky M., Bloom J. S., 2008, *ApJ*, 672, 59
 Prochaska J. X., Gawiser E., Wolfe A. M., Castro S., Djorgovski S. G., 2003, *ApJ*, 595, L9
 Prochaska J. X., Gawiser E., Wolfe A. M., Cooke J., Gelino D., 2003, *ApJS*, 147, 227
 Prochaska J. X., O'Meara J. M., Herbert-Fort S., Burles S., Prochter G. E., Bernstein R. A., 2006, *ApJ*, 648, L97
 Prochaska J. X., Wolfe A. M., 1998, *ApJ*, 507, 113
 Prochaska J. X., Wolfe A. M., 1999, *ApJS*, 121, 369
 Prochaska J. X., Wolfe A. M., Gawiser E. J., 2000, *BAAS*, 32, 3.09
 Rao S. M., Turnshek D. A., 2000, *ApJS*, 130, 1
 Rao S. M., Turnshek D. A., Nestor D. B., 2006, *ApJ*, 636, 610
 Rosenberg J. L., Schneider S. E., 2003, *ApJ*, 585, 256
 Ryabinkov A. I., Kaminker A. D., Varshalovich D. A., 2003, *A&A*, 412, 707
 Schaye J., 2001, *ApJ*, 559, L1
 Tinker J. L., Chen H.-W., 2008, *ApJ*, astro-ph/0709.1470, 709
 Tremonti C. A., Heckman T. M., Kauffmann G., Brinchmann J., Charlot S., White S. D. M., Seibert M., Peng E. W., Schlegel D. J., Uomoto A., Fukugita M., Brinkmann J., 2004, *ApJ*, 613, 898
 Wolfe A. M., Chen H.-W., 2006, *ApJ*, 652, 981

6 *N. Bouché*

Wolfe A. M., Prochaska J. X., 1998, ApJ, 494, L15+

Wolfe A. M., Prochaska J. X., Jorgenson R. A., Rafelski M., 2008, ArXiv e-prints, 802

Wolfe A. M., Turnshek D. A., Smith H. E., Cohen R. D., 1986, ApJS, 61, 249

York D. G., Burks G. S., Gibney T. B., 1986, AJ, 91, 354

York D. G., et al., 2006, MNRAS, 367, 945

Zwaan M. A., van der Hulst J. M., Briggs F. H., Verheijen M. A. W., Ryan-Weber E. V., 2005, MNRAS, 364, 1467

This paper has been typeset from a \TeX / \LaTeX file prepared by the author.