

Casimir energy between a plane and a sphere in electromagnetic vacuum

Paulo A. Maia Neto,¹ Astrid Lambrecht,² and Serge Reynaud²

¹*Instituto de Física, UFRJ, CP 68528, Rio de Janeiro, RJ, 21941-972, Brazil*

²*Laboratoire Kastler Brossel, CNRS, ENS, Université Pierre et Marie Curie case 74, Campus Jussieu, F-75252 Paris Cedex 05, France*

(Dated: November 16, 2018)

The Casimir energy is computed in the geometry of interest for the most precise experiments, a plane and a sphere in electromagnetic vacuum. The scattering formula is developed on adapted plane-waves and multipole basis, leading to an expression valid for arbitrary relative values of the sphere radius and inter-plate distance. In the limiting case of perfect reflection, the electromagnetic result is found to depart from the commonly used proximity-force approximation (PFA) significantly more rapidly than expected from scalar computations.

The Casimir force is a mechanical effect of quantum vacuum fluctuations [1] with a large impact in micro- and nanotechnology [2, 3]. Experimental advances allowing accurate measurements of small surface forces at micrometric distances have led to a number of precise Casimir force measurements in the last 10 years (see reviews in [4, 5, 6]). These measurements and their comparison with Quantum ElectroDynamics (QED) predictions have become a powerful tool for searching for the presence of the new hypothetical forces which are predicted by the models aiming at unifying gravity with quantum theory [7, 8]. As the force varies substantially with the experimental conditions, accurate theoretical computations of realistic systems are needed for these comparisons to be reliable and fruitful. The influences of imperfect reflection [6] and non null temperature [9], which have been studied extensively, are not discussed further here.

Instead we will focus our attention on the rich connection between Casimir effect and geometry [10]. As the most precise measurements performed to date involve a plane and a sphere, the effect of geometry is important for the purpose of theory-experiment comparison. It is usually calculated through the Proximity Force Approximation (PFA) [11] which amounts to average the plane-plane expression over the distribution of interplate distances. This approximation can only be valid [12, 13] at the limit where the sphere R is much larger than the inter-plate separation L . Even in this limit, it is still worth specifying its accuracy in order to master the quality of theory-experiment comparison [14].

The purpose of this work - A number of results going beyond the PFA have been obtained [15, 16, 17, 18, 19, 20, 21, 22, 23, 24, 25, 26]. It is only very recently that results were obtained for the case of direct relevance for the most precise experiments, namely the configuration of a plane and a sphere in electromagnetic vacuum [26]. It is the purpose of the present work to compute the Casimir energy in this configuration and draw consequences for theory-experiment comparison.

We study the case of a sphere (radius R) on top of a plane plate (see Fig. 1). We denote \mathcal{L} the center-to-plate distance and L the inter-plate distance. The plane-sphere Casimir energy \mathcal{E}_{PS} will be written in terms of a ratio to

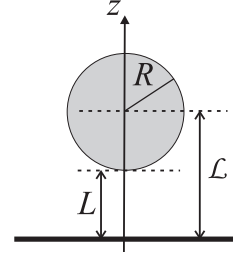


FIG. 1: Plane-sphere geometry.

the PFA formula (here written for perfect reflection)

$$\rho_{\text{PS}} \equiv \frac{\mathcal{E}_{\text{PS}}}{\mathcal{E}_{\text{PS}}^{\text{PFA}}}, \quad \mathcal{E}_{\text{PS}}^{\text{PFA}} = -\frac{\hbar c \pi^3 R}{720 L^2} \quad (1)$$

Computations performed with scalar models [24, 25] can be used to guess the expression of the ratio ρ_{PS} for small values of L/R . Considering that the electromagnetic case is given by the sum of results obtained with Dirichlet and Neumann boundary conditions, one thus gets

$$\rho_{\text{PS}} = 1 - \frac{\nu_{\text{sc}} L}{R} + O\left(\frac{L^2}{R^2}\right), \quad \nu_{\text{sc}} = \frac{5}{\pi^2} - \frac{1}{3} \quad (2)$$

Bordag and Nikolaev [25] remark that the electromagnetic result does not necessarily meet the scalar expression (2), but expect their magnitudes to be close to each other. The main result of the present work will be that the beyond-PFA corrections, as measured by the factor ν , is in fact significantly larger in the electromagnetic case than in the scalar estimate.

General scattering formula - Our starting point is the general scattering formula describing the Casimir energy between two scatterers in electromagnetic vacuum [6]. This formula has been used for dealing with rough or corrugated metallic mirrors in the limiting case where the roughness or corrugation was treated as a small perturbation [27, 28, 29]. The PFA was thus found to be valid when the roughness or corrugation wavelength was larger than the other length scales. Here, we apply it to

the geometry of Fig. 1 where it is read

$$\begin{aligned} \mathcal{E}_{\text{PS}} &= \hbar \int_0^\infty \frac{d\xi}{2\pi} \log \det \mathcal{D} \\ \mathcal{D} &= 1 - \mathcal{R}_S e^{-\kappa\mathcal{L}} \mathcal{R}_P e^{-\kappa\mathcal{L}} \end{aligned} \quad (3)$$

\mathcal{R}_S and \mathcal{R}_P are reflection operators on the spherical and plane scatterers while $e^{-\kappa\mathcal{L}}$ represents one-way propagation along the z -axis between reference points sitting respectively at the centre of the sphere and on the plane. In the following, we write (3) in a more explicit manner by introducing adapted mode basis.

The plane-wave basis $|\mathbf{k}, \phi, p\rangle_\xi$ (\mathbf{k} the transverse wavevector, $p = \text{TE, TM}$ the polarization, $\phi = \pm 1$ the upwards/downwards propagation direction and ξ the imaginary frequency) is well adapted to the description of free propagation and reflection on the plane: the operator $e^{-\kappa\mathcal{L}}$ is diagonal in this basis (matrix elements $e^{-\kappa\mathcal{L}}$ with $\kappa = \sqrt{\xi^2/c^2 + k^2}$); reflection on the plane also preserve all plane wave quantum numbers but ϕ (the non zero elements of the matrix \mathcal{R}_P are given by the Fresnel specular reflection amplitudes r_p).

We also use the multipole basis $|\ell m P\rangle_\xi$ for the subspace corresponding to a given ξ ; $\ell(\ell+1)$ and m are the usual angular momentum eigenvalues (with $\ell = 1, 2, \dots$, $m = -\ell, \dots, \ell$) and $P = \text{E, M}$ denote electric and magnetic multipoles. By rotational symmetry around the z -axis, \mathcal{D} commutes with J_z . Hence \mathcal{D} is block diagonal, and each block $\mathcal{D}^{(m)}$ (corresponding to a given m) yields an independent contribution to the Casimir energy. The elements of this block $\mathcal{D}^{(m)}$ are given by

$$\begin{aligned} \mathcal{D}_{1,2}^{(m)} &= \delta_{1,2} - \int \frac{d^2\mathbf{k}}{(2\pi)^2} \sum_{p=\text{TE, TM}} \langle \ell_1 m P_1 | \mathcal{R}_S | \mathbf{k}, +, p \rangle \\ &\quad \times r_p(\mathbf{k}) e^{-2\kappa\mathcal{L}} \langle \mathbf{k}, -, p | \ell_2 m P_2 \rangle \end{aligned} \quad (4)$$

When read from right to left, this expression has the following interpretation: a multipole wave ($\ell_2 m P_2$) is first decomposed into plane waves which propagate towards the (plane) plate where it is reflected; it then propagates back to the sphere, and is finally scattered into a new multipole wave ($\ell_1 m P_1$).

Reflection on the sphere can be written in terms of Mie coefficients $a_\ell(i\xi)$ and $b_\ell(i\xi)$, corresponding to electric and magnetic multipoles respectively [30] and of the finite rotation matrix [31] elements $d_{m,1}^\ell(\theta)$. The former depend on the reduced parameter $\tilde{\xi} = \xi R/c$ and the latter on the angle θ such that $\cos \theta = c\kappa/\xi \geq 1$, $\sin \theta = -ick/\xi$, both evaluated for the imaginary frequency ξ . As soon as the Mie coefficients are computed, as the specular reflection coefficients [32], from the optical response of the sphere and plane, the scattering formula (4) allows one to obtain the Casimir energy for arbitrary separation distances and arbitrary isotropic materials.

Limit of perfect reflectors - In the present work, we focus the attention on the case of perfectly-reflecting plane and sphere, which can be directly compared to already

available scalar results. Precisely, we consider metallic materials described by the plasma model [32], with a plasma wavelength λ_P . We then obtain a proper definition of perfect reflectors as the limit where λ_P is smaller than the length scales R and L . The Mie coefficients can thus be written in terms of the modified Bessel functions (defined as in [33])

$$\begin{aligned} a_\ell(i\tilde{\xi}) &= \frac{\pi}{2} (-1)^{\ell+1} \frac{\ell I_{\ell+1/2}(\tilde{\xi}) - \tilde{\xi} I_{\ell-1/2}(\tilde{\xi})}{\ell K_{\ell+1/2}(\tilde{\xi}) + \tilde{\xi} K_{\ell-1/2}(\tilde{\xi})} \\ b_\ell(i\tilde{\xi}) &= \frac{\pi}{2} (-1)^{\ell+1} \frac{I_{\ell+1/2}(\tilde{\xi})}{K_{\ell+1/2}(\tilde{\xi})}. \end{aligned} \quad (5)$$

Meanwhile, specular reflection on the plane is described by $r_{\text{TM}} = -r_{\text{TE}} = 1$. In this case, we are able to sum up the TE and TM contributions in (4) to get analytical expressions for the matrix elements

$$\begin{aligned} \mathcal{D}_{\ell_1 \text{E}, \ell_2 \text{E}}^{(m)} &= \delta_{\ell_1 \ell_2} + \frac{1}{2} \sqrt{(2\ell_1+1)(2\ell_2+1)} a_{\ell_1} \mathcal{F}_{\ell_1, \ell_2, m}^{(+)} \\ \mathcal{D}_{\ell_1 \text{M}, \ell_2 \text{M}}^{(m)} &= \delta_{\ell_1 \ell_2} - \frac{1}{2} \sqrt{(2\ell_1+1)(2\ell_2+1)} b_{\ell_1} \mathcal{F}_{\ell_1, \ell_2, m}^{(+)} \\ \mathcal{D}_{\ell_1 \text{E}, \ell_2 \text{M}}^{(m)} &= \frac{i}{2} \sqrt{(2\ell_1+1)(2\ell_2+1)} a_{\ell_1} \mathcal{F}_{\ell_1, \ell_2, m}^{(-)} \\ \mathcal{D}_{\ell_1 \text{M}, \ell_2 \text{E}}^{(m)} &= \frac{i}{2} \sqrt{(2\ell_1+1)(2\ell_2+1)} b_{\ell_1} \mathcal{F}_{\ell_1, \ell_2, m}^{(-)} \end{aligned} \quad (6)$$

The overlap integrals \mathcal{F}

$$\begin{aligned} \mathcal{F}_{\ell_1, \ell_2, m}^{(\pm)} &= (-1)^{\ell_2+m} \int_1^\infty d \cos \theta e^{-2\xi\mathcal{L} \cos \theta/c} \\ &\quad \times \left[d_{m,1}^{\ell_1}(\theta) d_{m,1}^{\ell_2}(\theta) \pm (-1)^{\ell_1-\ell_2} d_{m,1}^{\ell_1}(\pi-\theta) d_{m,1}^{\ell_2}(\pi-\theta) \right] \end{aligned} \quad (7)$$

contain a factor $\exp(-2\xi\mathcal{L}/c)$ which play a key role in the foregoing discussion of distance dependence of \mathcal{E}_{PS} .

When the distance is larger than the radius, or equivalently when the sphere is small $R \ll \mathcal{L}$, the Mie coefficients are needed for small ‘size parameters’ $\tilde{\xi} \ll 1$. The dominant contribution thus comes from $\ell = 1$ with $a_1(\tilde{\xi}) \approx -2b_1(\tilde{\xi}) \approx -2\tilde{\xi}^3/3$. The Casimir energy is then obtained from $\mathcal{D}^{(0)}$ and $\mathcal{D}^{(1)}$, approximated by 2×2 matrices ($P = \text{E, M}$). The product of the nondiagonal elements of these matrices is found to be negligible, and the following result obtained at lowest order in R/\mathcal{L}

$$\mathcal{E}_{\text{PS}} = -\frac{9 \hbar c R^3}{16\pi \mathcal{L}^4}, \quad [\lambda_P \ll R \ll \mathcal{L}] \quad (8)$$

Since the magnetic dipole contribution is one-half of the electric dipole one, the small-sphere limit (8) is 50% larger than the Rayleigh limit, calculated by accounting only for the electric contribution. Note that the latter can also be recovered from the general scattering formulas (3-4), but not when using the Mie coefficients for the perfectly-reflecting sphere (5). As a matter of fact, perfect reflection corresponds to λ_P being the smallest length scale whereas the Rayleigh limit corresponds to $R \ll \lambda_P \ll \mathcal{L}$, with a negligible magnetic contribution.

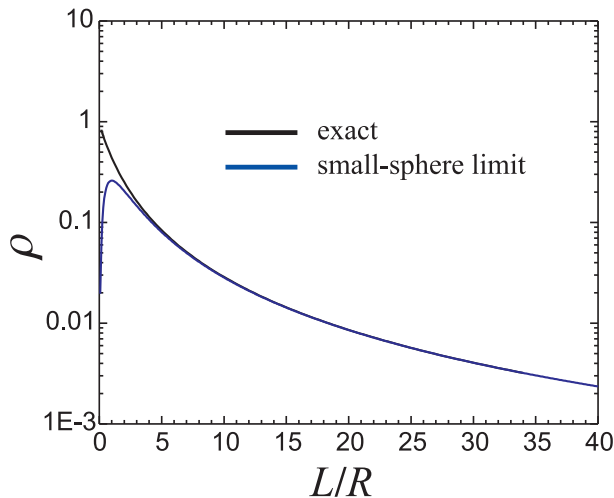


FIG. 2: Ratio ρ_{PS} showing the deviation from PFA as a function of L/R . The black and blue curves represent respectively the ‘exact’ result and the small-sphere limit (both for perfectly-reflecting plates).

As the sphere radius increases, higher values of ℓ and $\tilde{\xi}$ become increasingly important. The Mie coefficients grow as $\exp(2\xi)$ for $\xi \gg 1$. When multiplied by the overlap integrals in (6), they produce a factor $\sim \exp(-2\xi L/c)$. Using the ‘localization principle’ [34], we may estimate the values of ℓ contributing appreciably to the Casimir energy for a given value of L/R . A given angular momentum ℓ corresponds semiclassically to an impact parameter $B = c\ell/\xi$. If $B > R$, its contribution is negligible since it corresponds to ‘rays’ that do not hit the sphere. With $\xi \sim c/L$, we then expect that $\ell \gg R/L$ provide negligible contributions. Numerical confirmations of this fact are presented below.

Result of the numerical evaluation - We have numerically evaluated the ratio ρ_{PS} of the plane-sphere Casimir energy normalized to the PFA expectation (see eq.1)

$$\rho_{\text{PS}} = -\frac{360}{\pi^4} \frac{L^2}{R^2} \int_0^\infty d\tilde{\xi} \sum_{m=-\infty}^{\infty} \log \det \mathcal{D}^{(m)} \quad (9)$$

For perfectly-reflecting plates, this ratio is a function of the single parameter L/R , that we plot on Fig. 2. Several important features can be noticed on this plot. First, the small-sphere limit (blue curve) provides a good approximation of the exact result (black curve) from large values of L/R down to $L/R \sim 5$. In the short distance limit $L/R \rightarrow 0$, the exact result goes to the PFA expectation $\rho_{\text{PS}} = 1$ whereas the small-sphere approximation leads to a strong underestimation. Note that we always have $\rho_{\text{PS}} < 1$, which means that the PFA systematically overestimates the Casimir energy.

In order to discuss the most precise experiments, we zoom out on the interval $L/R < 2$ on Fig. 3, and devote a more detailed analysis to it. We first address the increased difficulty of the numerical evaluation near

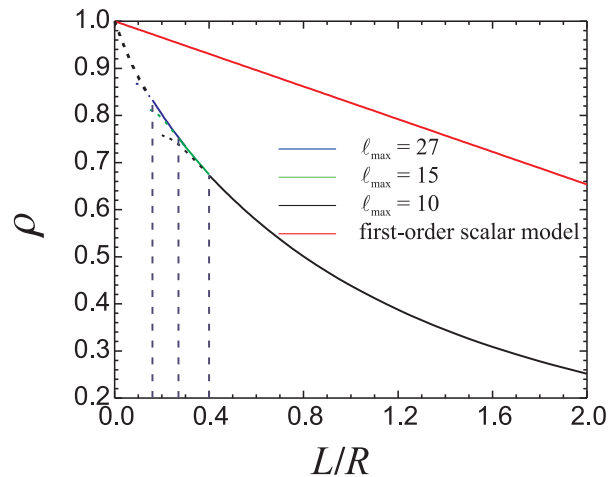


FIG. 3: Zoom of Fig. 2 for $L/R < 2$. The green, blue and black curves are numerical evaluations of ρ_{PS} with maximum angular momentum $\ell_{\text{max}} = 10, 15, 27$. The vertical dashed lines indicate the limit of validity of these evaluations. The red curve shows the scalar result (eq.2) at first order in L/R . The dots correspond to a best-fit quadratic function of L/R joining our numerical results to the PFA limit.

the PFA (see [35] for a similar discussion in the geometry of two equal spheres). As L/R is decreased towards the PFA limit, larger and larger values of ℓ are needed. The localization principle requires $\ell > \alpha R/L$ where α is a numerical value that we have found to be approximately 4. The curves on Fig. 3 are numerical evaluations of ρ_{PS} respectively for maximum angular momentum $\ell_{\text{max}} = 10, 15, 27$. The vertical dashed lines indicate the values $L/R = 0.4$ and $L/R = 0.27$ where the curves evaluated for $\ell_{\text{max}} = 10$ and 15 depart from the better calculation with $\ell_{\text{max}} = 27$. Using the same argument, we predict that the curve computed with $\ell_{\text{max}} = 27$ should be accurate down to $L/R = 0.16$ (also indicated by a dashed vertical line). It is worth doing computations with larger ℓ_{max} for increasing this range of validity [36]. But it is also clear that these computations are expected to produce points close to the dots drawn by joining our numerical results to the PFA limit $\rho_{\text{PS}}(L=0) = 1$.

Comparison with existing results - In order to compare the present electromagnetic results with those obtained with scalar computations [24, 25], we have drawn the scalar prediction (2), truncated at first order in L/R , as the red curve on Fig. 3. Clearly, it does not fit the result we have obtained for the electromagnetic case. Precisely, the beyond-PFA correction appears to be several times larger in the electromagnetic case than in the scalar one. In order to make this remark more quantitative, we obtain a best-fit quadratic function $\rho_{\text{PS}} = 1 - \nu_{\text{em}} L/R + \nu_2 L^2/R^2$ joining the PFA limit $\rho_{\text{PS}}(L=0) = 1$ to our numerical results. We thus get an estimate of the parameter ν_{em} defined as in (2) but for the electromagnetic computation

$$\nu_{\text{em}} \sim 1.4 \sim 8 \times \nu_{\text{sc}} \quad (10)$$

This means that the Casimir energy between a plane and a sphere in electromagnetism vacuum departs from the PFA expectation significantly more rapidly than expected from scalar computations. Our result agrees with that obtained in [26], and it has been obtained through an independent calculation based on a different approach (*i.e.* the scattering approach of [6]). It constitutes a very important hint to be included in the discussion of the quality assessment of theory-experiment comparisons in the plane-sphere geometry [14].

This result has been obtained in the limiting case of perfect reflectors, for which some existing results were already available. Clearly, extra work is needed before definitive consequences can be drawn for theory-experiment comparisons. As a matter of fact, the most precise experiments to date are performed at inter-plate distances not significantly larger than the plasma wavelength, and this entails that the effect of metallic response

of the materials plays a non negligible role. However, the results already in our hands are a clear warning that the effect of plane-sphere geometry has to be treated with the greatest care when comparing the measured plane-sphere Casimir energy with QED theoretical predictions.

Acknowledgments

The authors thank M.T. Jaekel, C. Genet, I. Caverio-Pelaez, D.A.R. Dalvit, D. Delande, B. Gremaud and V. Nesvizhevsky for stimulating discussions. P.A.M.N. thanks CNPq, CAPES, Institutos do Milênio de Informação Quântica e Nanociências for financial support and ENS for a visiting professor position. A.L. acknowledges partial financial support by the European Contract STRP 12142 NANOCASE.

-
- [1] H.B.G. Casimir, Proc. K. Ned. Akad. Wet. **51**, 793 (1948).
- [2] E. Buks, M.L. Roukes, Phys. Rev. **B63**, 033402 (2001).
- [3] H.B. Chan, V.A. Aksyuk, R.N. Kleiman *et al*, Science **291**, 1941 (2001); Phys. Rev. Lett. **87**, 211801 (2001).
- [4] S. K. Lamoreaux Am. J. Phys. **67**, 850 (1999)
- [5] M. Bordag, U. Mohideen and V.M. Mostepanenko, Phys. Rep. **353**, 1 (2001).
- [6] A. Lambrecht, P.A. Maia Neto and S. Reynaud, New J. Phys. **8**, 243 (2006).
- [7] R. Onofrio, New J. Phys. **8**, 237 (2006).
- [8] R. Decca, D. Lopez, E. Fischbach *et al*, Phys. Rev. **D75**, 077101 (2007).
- [9] I. Brevik, S.A. Ellingsen and K. Milton, New J. Phys. **8**, 236 (2006).
- [10] R. Balian and B. Duplantier, Ann. Phys. NY **104**, 300 (1977); **112**, 165 (1978); in *15th SIGRAV Conference on General Relativity and Gravitation*, [arXiv:quant-ph/0408124].
- [11] B.V. Deriagin, I.I. Abrikosova and E.M. Lifshitz, Quart. Rev. **10**, 295 (1968).
- [12] M. Schaden and L. Spruch, Phys. Rev. A **58**, 935 (1998); Phys. Rev. Lett. **84**, 459 (2000).
- [13] R.L. Jaffe and A. Scardicchio, Phys. Rev. Lett. **92**, 070402 (2004).
- [14] D.E. Krause, R.S. Decca, D. Lopez and E. Fischbach, Phys. Rev. Lett. **98**, 050403 (2007).
- [15] K. Langfeld, L. Moyaerts and H. Gies, J. High En. Phys. **0306**, 018 (2003); H. Gies and K. Klingmüller, Phys. Rev. Lett. **96**, 220401 (2006).
- [16] O. Schröder, A. Scardicchio and R.L. Jaffe, Phys. Rev. **A72**, 012105 (2005).
- [17] A. Bulgac, P. Magierski and A. Wirzba, Phys. Rev. **D73**, 025007 (2006).
- [18] M. Bordag, Phys. Rev. **D73**, 125018 (2006).
- [19] T. Emig, R.L. Jaffe, M. Kardar and A. Scardicchio, Phys. Rev. Lett. **96**, 080403 (2006).
- [20] D.A.R. Dalvit, F.C. Lombardo, F.D. Mazzitelli and R. Onofrio, Phys. Rev. A **74**, 020101 (2006); F.D. Mazzitelli, D.A.R. Dalvit and F.C. Lombardo, New J. Phys. **8**, 240 (2006).
- [21] T. Emig, N. Graham, R.L. Jaffe and M. Kardar, Phys. Rev. Lett **99**, 170403 (2007).
- [22] K.A. Milton and J. Wagner, arXiv:0711.0774; arXiv:0712.3811.
- [23] A. Rodriguez, M. Ibanescu, D. Iannuzzi *et al*, Phys. Rev. Lett. **99**, 080401 (2007).
- [24] A. Wirzba, J. Phys. **A41** 164003 (2008).
- [25] M. Bordag and V. Nikolaev, J. Phys. **A41** 164002 (2008).
- [26] T. Emig, J. Stat. Mech., P04007 (2008).
- [27] P.A. Maia Neto, A. Lambrecht and S. Reynaud, Europhys. Lett. **69**, 924 (2005); Phys. Rev. **A72**, 012115 (2005).
- [28] R.B. Rodrigues, P.A. Maia Neto, A. Lambrecht and S. Reynaud, Phys. Rev. Lett. **96**, 100402 (2006); Europhys. Lett. **76**, 822 (2006); Phys. Rev. **A75**, 062108 (2007).
- [29] S. Reynaud, P.A. Maia Neto and A. Lambrecht, J. Phys. **A41** 164004 (2008).
- [30] C. F. Bohren and D. R. Huffman, *Absorption and Scattering of Light by Small Particles* (Wiley, New York, 1983) ch. 4.
- [31] A. R. Edmonds, *Angular Momentum in Quantum Mechanics*, (Princeton University Press, 1957).
- [32] A. Lambrecht and S. Reynaud, Eur. Phys. J. **D8**, 309 (2000).
- [33] M. Abramowitz and I. Stegun, *Handbook of Mathematical Functions*, (Dover, New York, 1972). *Principles of Optics*, Pergamon, Oxford, 1980, sec. 13.5.
- [34] H. M. Nussenzveig *Diffraction Effects in Semiclassical Scattering* (Cambridge University Press, 1992).
- [35] T. Emig and R.L. Jaffe, J. Phys. **A41** 164001 (2008).
- [36] The main ingredients of our FORTRAN code include a Kronrod-Patterson Gaussian-type quadrature method for numerical integration, LU decomposition for the determinant evaluation, upwards recurrence for $d_{m_2,1}^\ell$ and $K_{\ell+1/2}(\xi)$ and downwards recurrence for $I_{\ell+1/2}(\xi)$. Improvements that would allow for computation with larger values of ℓ_{\max} are currently under way.