

Late universe dynamics with scale-independent linear couplings in the dark sector

Claudia Quercellini,^{1,*} Marco Bruni,^{2,1,†} Amedeo Balbi,^{1,3,‡} and Davide Pietrobon^{1,2,§}

¹*Dipartimento di Fisica, Università di Roma “Tor Vergata”,
via della Ricerca Scientifica 1, 00133 Roma, Italy*

²*Institute of Cosmology and Gravitation, University of Portsmouth,
Mercantile House, Portsmouth PO1 2EG, Britain*

³*INFN Sezione di Roma “Tor Vergata”, via della Ricerca Scientifica 1, 00133 Roma, Italy*

(Dated: October 29, 2018)

We explore the dynamics of cosmological models with two coupled dark components with energy densities ρ_A and ρ_B and constant equation of state (EoS) parameters w_A and w_B . We assume that the coupling is of the form $Q = H q(\rho_A, \rho_B)$, so that the dynamics of the two components turns out to be scale independent, i.e. does not depend explicitly on the Hubble scalar H . With this assumption, we focus on the general linear coupling $q = q_0 + q_A \rho_A + q_B \rho_B$, which may be seen as arising from any $q(\rho_A, \rho_B)$ at late time and leads in general to an effective cosmological constant. In the second part of the paper we consider observational constraints on the form of the coupling from SN Ia data, assuming that one of the components is cold dark matter (CDM), i.e. $w_B = 0$, while for the other the EoS parameter can either have a standard ($w_A > -1$) or phantom ($w_A < -1$) value. We find that the constant part of the coupling function is unconstrained by SN Ia data and, among typical linear coupling functions, the one proportional to the dark energy density ρ_A is preferred in the strong coupling regime, $|q_A| > 1$. Models with phantom w_A favor a positive coupling function, increasing ρ_A . In models with standard w_A , not only a negative coupling function is allowed, transferring energy to CDM, but the uncoupled sub-case falls at the border of the likelihood.

PACS numbers: 98.80.-k; 98.80.Jk; 95.35.+d; 95.36.+x

I. INTRODUCTION

The overall density of the observed universe, the growth of structures and their clustering properties cannot be explained by known forms of matter and energy [1, 2]. In addition, cosmic microwave background (CMB) anisotropy observations show that the total density is close to critical, so that the gap between known and unknown cannot be accounted for by curvature [3, 4]. Finally, observations of type Ia Supernovae (SNe) [5, 6, 7], baryon acoustic oscillations (BAO) [8, 9], and integrated Sachs-Wolfe (ISW) effect [10, 11] tell us that the universe expansion is currently accelerating. To explain these facts cosmologists need to assume the existence of a dark sector in the theory [12], whose general properties have then to be tested against observations, i.e. with parameters that have to be deduced from indirect evidences. One possibility is that the dark sector is accounted for, partly or in full, by a modified gravity theory¹, while a more conventional approach is to assume that gravity is well described by general relativity, with the dark sector made up of an unusual energy momentum tensor.

In the currently prevailing scenario, the dark sector

consists of two distinct contributions. One component, *cold dark matter* (CDM), accounts for about one third of the critical density [14] and is needed to explain the growth of inhomogeneities that we observe up to very large scales, as well as a host of other cosmological observations which goes from galactic scales, to clusters of galaxies, to redshift surveys. The other contribution, dubbed *dark energy*, accounts for the remaining two thirds of the critical density, and is needed to explain the observed late time acceleration of the universe expansion [6, 7]. CDM can be modeled as a pressureless perfect fluid, representing unknown heavy particles, collisionless and cold, i.e. with negligible velocity dispersion. In its simplest form, dark energy consists of vacuum energy density, i.e. a cosmological constant Λ . Taken together, Λ and CDM make up for the the so-called concordance Λ CDM model [15, 16]. This simple model fits observations reasonably well, but lacks a sound explanation in terms of fundamental physics, and a number of alternatives have been proposed. In general, dark energy can be modeled as a perfect fluid with an equation of state (EoS from now on) that violates the strong energy condition [17], such that it can dominate at late times and have sufficiently negative pressure to account for the observed accelerated expansion. Scalar fields can also be formally represented as perfect fluids (see e.g. [18] and refs. therein). In a more exotic version, dubbed *phantom energy* [19, 20], the EoS also violates the null energy condition [17], leading to the growth in time of the energy density with the cosmic expansion. Finally, another rather radical alternative to Λ CDM is to assume a single unified dark matter (UDM), able to mimic the essential

*claudia.quercellini@uniroma2.it

†marco.bruni@port.ac.uk

‡amedeo.aalbi@roma2.infn.it

§davide.pietrobon@port.ac.uk

¹ See e.g. [13] and other articles in the same special issue on dark energy.

features of Λ CDM that are necessary to build a viable cosmology. For example, in [21] we have considered observational constraints on a UDM model with an “affine” EoS, i.e. such that the pressure satisfies the affine relation $P = P_o + \alpha\rho$ with the energy density [22, 23]. This model is a one parameter (α) generalization of Λ CDM, with the latter recovered for $\alpha = 0$. There is no need to assume *a-priori* a Λ term in Einstein equations, because the EoS $P = P_o + \alpha\rho$ leads to an effective cosmological constant with $\Omega_\Lambda = -8\pi G P_o / [3H_o^2(1+\alpha)]$. The problem is thus shifted from justifying a Λ term in Einstein equations to that of justifying the assumed EoS: a possible justification of this affine model can be given in terms of scalar fields, either of quintessence or k-essence type [24]. This type of model escapes typical constraints on many UDM models [25] (but cf. e.g. [26]) because, for a given homogeneous isotropic background expansion, it allows multiple phenomenological choices for the speed of sound of the perturbations [27].

In models of the dark sector consisting of two components, dark matter and dark energy are usually assumed to interact only through gravity, but they might exhibit other interactions without violating observational constraints [28]. Exploiting this degeneracy, here we depart from the standard scenario, and assume a cosmological model where the dark sector is made up of two coupled dark components, each described as a perfect fluid with its own constant EoS parameter w . This choice allows for the possibility that the observed evolution of the universe, although reasonably well explained by the Λ CDM model, is actually due to the dynamics of two rather general coupled components, possibly alleviating the so-called “coincidence problem”, $\Omega_\Lambda \approx \Omega_{CDM}$, typical of the standard model [12].

In this paper, our first aim is to characterise the dynamics of our cosmological model with the two general coupled components, taking into account general forms of interaction, parameterized in terms of a late time function Q linear in the energy densities, Eqs. (5-6). To this end we will use standard dynamical system techniques [29, 30], which are now rather common in the analysis of cosmological models, see e.g. [31, 32, 33, 34, 35, 36] and [22, 23, 37, 38]. To our knowledge, such an exhaustive analysis has not been carried out yet, although several sub-cases have been considered [38, 39, 40, 41, 42, 43, 44]. In our study, we restrict ourselves to the evolution of a homogeneous, isotropic cosmological background, leaving aside the question of what the effects of coupling could be in anisotropic models [23], or when general perturbations are present [45, 46]. It is however worth noticing that, thanks to the particular form of coupling we choose, our analysis of the dynamics of the two components is valid in any theory of gravity, because is based only on the conservation equations, and not on specific field equations.

Secondly, as a way to gain some physical insight on the likelihood of some specific coupling models, we also explore the constraints on the predicted luminosity distance modulus derived from type Ia Supernovae obser-

vations, using a Monte Carlo Markov Chain (MCMC) approach. Needless to say, this is not intended as a full-fledged cosmological parameter estimation for these models, but only as a first exploration of the parameter space to rule out those models which are manifestly in contrast with observations. This analysis requires the use of the Friedmann equation, hence general relativity is assumed as the valid theory of gravity.

The paper is organized as follows. In Section II we study the general dynamics and solve the equations for the evolution of the coupled dark components; in Section III we focus on the cosmological effects of changing the parameters of the coupling term; in Section IV we derive constraints from the observation of type Ia SNe on some specific sub-classes of models; finally, in Section V, we present the main conclusions of our work.

II. DYNAMICS OF DARK COMPONENTS

A. Linear scale-free coupling

In general relativity, assuming a flat Robertson-Walker universe, the dynamics is subject to the Friedmann constraint

$$H^2 = \frac{8\pi G}{3} \rho_T, \quad (1)$$

where ρ_T is the total energy density of the various components. Beside baryons and radiation, ρ_T includes any other component contributing to the dark sector, i.e. that part of the total energy-momentum tensor that in the context of general relativity is needed to explain the observed universe, in particular the CMB [3, 4], structure formation [1, 2] and the late time acceleration of the expansion [5, 6, 7, 8, 9, 10, 11]. The dynamics itself is described by the evolution of the Hubble expansion scalar $H = \dot{a}/a$, given by the Raychaudhuri equation

$$\dot{H} = -H^2 - \frac{4\pi G}{3}(1 + 3w_T)\rho_T. \quad (2)$$

This is coupled to the evolution equations for the energy density of each of the matter components contributing to ρ_T . Since $\dot{H} + H^2 = \ddot{a}/a$, with $a(t)$ the usual metric scale-factor (which we assume normalized to its present value), acceleration is achieved whenever $w_T = P_T/\rho_T < -1/3$, as it is well known.

The standard Λ CDM model assumes two dark components: the pressureless cold dark matter (CDM), with $w_{DM} = 0$, and the cosmological constant Λ with $w_\Lambda = -1$. CDM is needed to fill the gap between the baryon abundance and the amount of matter that is needed to explain the rotation curve of galaxies and structure formation in general, as well as to allow for a vanishing curvature model. In the context of general relativity, and under the Robertson-Walker homogeneous and isotropic assumption (see e.g. [47] for alternatives), a cosmological constant Λ is the simplest possible form of dark energy

(DE) needed to generate the observed low redshift acceleration. While this simple scenario is preferred from the point of view of model comparison and selection [21], because of the low number of parameters, from a theoretical perspective is oversimplified, and it is worth exploring alternatives, even if purely phenomenological.

Here we shall consider two general coupled dark components with energy densities ρ_A and ρ_B . Since we want to introduce a rather general type of coupling, focusing our analysis on its effects, we shall assume the simplest possible form for the EoS of these two dark components, i.e. we will assume that the EoS parameters w_A and w_B are constant. On the other hand, we shall not *a priori* restrict our study to the sub-class of models where one of the two components represents CDM with, for instance, $w_B = 0$.

Due to the presence of the coupling, the two dark components satisfy the balance equations

$$\dot{\rho}_A + 3H(1 + w_A)\rho_A = Q \quad (3)$$

$$\dot{\rho}_B + 3H(1 + w_B)\rho_B = -Q. \quad (4)$$

Even assuming the linear form for the coupling Q given in (5) and (6) below, this model allows us to explore a large number of alternatives. Here we will focus on models for the homogeneous and isotropic background expansion, assuming that for those models that will fit current observational data it might always be possible to construct an appropriate perturbative scheme allowing for structure formation, for instance by assuming a vanishing effective speed of sound in one component.

The coupled dark components ρ_A and ρ_B could be in principle be taken to represent DE only, i.e. they could be two extra dark components contributing to ρ_T in (1), *in addition* to CDM. Leaving aside this possibility, and ignoring baryons and radiation as we will do in this Section, the sum of Eqs. (3-4) gives the conservation equation for $\rho_T = \rho_B + \rho_A$. A positive coupling term Q corresponds to a transfer of energy from ρ_B to ρ_A , and vice versa, but in general Q doesn't need to have a definite sign.

An interaction term between two components has been considered several times in literature, starting from Wetterich [48, 49] and Wands et al. [31, 37] in scalar field models, and has been analysed by Amendola in dark energy models [50, 51, 52, 53], and for example recently in [38, 39, 40, 41, 42, 43, 54, 55].

The coupling term Q can take any possible form $Q = Q(H, \rho_A, \rho_B, t)$. Here we shall consider the case of an autonomous (t independent) coupling with a factorized H dependence

$$Q = \frac{3}{2}Hq(\rho_A, \rho_B). \quad (5)$$

As we shall see below, with this assumption the effects of the coupling on the dynamics of ρ_A and ρ_B become effectively independent from the evolution of the Hubble scale H . For this reason, we may call this a ‘‘scale-independent’’ coupling. Furthermore, with the decoupling of the dynamics of the two dark components from

that of H , the analysis of the next section is valid in any theory of gravity, because it is based on the conservation equations only: we don't need to use (1)-(2), i.e. the field equations of general relativity. Finally, we note that any coupling of this type can be approximated at late times by a linear expansion:

$$q = q_0 + q_A\rho_A + q_B\rho_B, \quad (6)$$

where q_A, q_B are dimensionless coupling constants, and q_0 is a constant coupling term with dimensions of an energy density². In the following we shall analyse the dynamics arising from this general linear scale-independent coupling. Obvious sub-cases are: $q \propto \rho_T$ ($q_0 = 0, q_A = q_B$); $q \propto \rho_A$ ($q_0 = 0, q_B = 0$); etc. We will come back to this in more detail in the next Section. Linear couplings have been frequently analysed in literature ([39, 41, 49, 50],[38, 42, 56, 57]) both for mathematical simplicity, because they retain the linearity of system (3-4) with no coupling, and because they can arise from string theory or Brans-Dicke-like Lagrangians after a conformal transformation of the metric.

B. Analysis of the scale-free linear dynamics

1. The linear dynamical system

In order to proceed with the analysis of the dynamics of the dark components, let us change variables, using the total density $\rho_T = \rho_B + \rho_A$ and the difference $\Delta = \rho_B - \rho_A$. We also set

$$w_+ = (w_B + w_A)/2, \quad w_- = (w_B - w_A)/2, \quad (7)$$

$$q_+ = (q_B + q_A)/2, \quad q_- = (q_B - q_A)/2. \quad (8)$$

One reason for this choice is that ultimately the evolution of ρ_T is the one that governs the general expansion law through (1) and (2). In addition, thanks to the particular form of the coupling (5) and assuming $H > 0$, the dynamics can be made explicitly scale-independent, eliminating H by adopting $N = \ln(a)$, the e -folding, as the independent variable. Then, denoting with a prime the derivative with respect to N , the system (3-4) is transformed into

$$\rho'_T + 3\rho_T(1 + w_+) + 3w_-\Delta = 0 \quad (9)$$

$$\Delta' + 3\Delta(1 + w_+) + 3w_-\rho_T = -3(q_+\rho_T + q_-\Delta + q_0). \quad (10)$$

An effective EoS parameter w_{eff} is implicitly defined from Eq. (9): when $w_- = 0$ the two EoS coincide giving

² Strictly speaking, an expansion about today would lead to $q = \hat{q}_0 + \hat{q}_A(\rho_A - \rho_{A0}) + \hat{q}_B(\rho_B - \rho_{B0})$, but constants can always be re-defined in order to put the coupling q in the form (6).

rise to a constant $w_{eff} = w_+ = w_A$ and ρ_T scales accordingly, as a standard barotropic perfect fluid, but in general

$$w_{eff} = w_+ + w_- \frac{\Delta}{\rho_T} \quad (11)$$

changes with time. Notice that we can also define, using (5-6) in (3), effective EoS parameters for the two components:

$$w_{Aeff} = w_A - \frac{q_0 + q_B \rho_B}{2\rho_A} - \frac{q_A}{2}, \quad (12)$$

$$w_{Beff} = w_B + \frac{q_0 + q_A \rho_A}{2\rho_B} + \frac{q_B}{2}. \quad (13)$$

From now on we will characterize the cosmological evolution of any of the energy densities as standard/phantom behaviour. As mentioned in the introduction, standard/phantom respectively correspond to an energy density which is either a decreasing or an increasing function of time (the scale factor or the e -folding N). The phantom behaviour arises in the presence of coupling from an effective EoS parameter < -1 , which corresponds to the violation of the null energy condition [17] for that given energy density. Thus, it follows from (11) and (12-13) that we can have a phantom behaviour in the total energy density ρ_T as well as in one or both of the single components ρ_A and ρ_B , and that in principle the effective EoS parameter of each of these can pass through the -1 value, from phantom to standard or vice versa. On the other hand, we will also refer to constant parameters such as w_A and w_B as having a standard/phantom value, respectively $w_A > -1$ or $w_A < -1$, because the corresponding fluid would evolve in that way in the case of no coupling.

We will also refer to an ‘‘affine’’ evolution. As said in the introduction, for an uncoupled component with energy density ρ this arises from an affine EoS of the form $P = P_o + \alpha\rho$. Inserted in the energy conservation equation this leads to

$$\rho = \rho_\Lambda + \rho_{0M} a^{-3(1+\alpha)}. \quad (14)$$

Therefore, starting from the Friedmann equations (1-2) with no cosmological constant term, the affine EoS and energy conservation lead to an effective cosmological constant ρ_Λ plus an effective matter-like component with constant EoS parameter α (a barotropic perfect fluid) and today’s density ρ_{0M} (cf. [21, 22, 23, 24] for a detailed analysis of the cosmological dynamics arising in this case). As we will see, it turns out that there are solutions of the system (9-10) that evolve according to (14).

In order to proceed with the analysis of Eqs. (9-10) using standard dynamical system techniques [29], it is convenient to write it as

$$\mathbf{X}' = \mathbf{J} \mathbf{X} + \mathbf{C}, \quad (15)$$

where the phase-space state vector \mathbf{X} and the constant \mathbf{C} are

$$\mathbf{X} = \begin{pmatrix} \rho_T \\ \Delta \end{pmatrix}, \quad \mathbf{C} = \begin{pmatrix} 0 \\ -3q_0 \end{pmatrix}, \quad (16)$$

and the matrix of coefficients \mathbf{J} is given by

$$\mathbf{J} = \begin{pmatrix} -3(1+w_+) & -3w_- \\ -3(w_- + q_+) & -3(1+w_+ + q_-) \end{pmatrix}. \quad (17)$$

Fixed points, if they exist, are solutions \mathbf{X}_* of the equation $\mathbf{J} \mathbf{X}_* + \mathbf{C} = \mathbf{0}$ and, given that the system (15) is linear, \mathbf{J} is also the Jacobian of the system at these fixed points. These fixed points correspond to constant values of ρ_T and Δ and in turn of ρ_A and ρ_B , that is to the emergence of an effective cosmological constant (when $\rho_T \neq 0$, see below). Every constant form of energy is indeed alike the cosmological constant Λ , and plays exactly the same cosmological role: when dominates the evolution of the background, it drives an exponentially accelerated expansion, with an effective EoS parameter close to -1 . Therefore, in this Section we will focus on the analysis of these fixed points.

Notice that - unlike the case with no coupling - there is no *a priori* guarantee from the equations above that ρ_A and/or ρ_B , as well as ρ_T , will always be non-negative. However, one has to keep in mind that ρ_T must be non-negative because of the Friedmann constraint (1). This means that if ρ_T is vanishing for some value of N (a), then at that point the assumption $H > 0$, on the basis of which Eq. (15) is derived, is violated, and the solutions of (15) no longer correspond to solutions of the original coupled system of Eqs. (2) and (3-4).

2. Fixed points and stability analysis

Even if system (15) is linear, many different possibilities arise from the fact that it depends on five parameters³. There are two main cases, which we are now going to unfold.

Case 1: $\det(\mathbf{J}) \neq 0$. In this case \mathbf{J}^{-1} exists and there is a unique fixed point $\mathbf{X}_* = -\mathbf{J}^{-1}\mathbf{C}$. This can either be the origin in phase space, i.e. $\rho_{T*} = \Delta_* = 0$, when $q_0 = 0$ ($\mathbf{C} = \mathbf{0}$), or else this fixed point represents an effective cosmological constant, with $\rho_{T*} = \rho_\Lambda$, $\Delta_* = \Delta_\Lambda$

³ Only four of them are independent: one can always rewrite Eqs. (9-10) renormalising the parameters to any of them, but we don’t want to assume that any of w_+, w_-, q_+, q_-, q_0 is non null. In particular, the value of q_0 is irrelevant to the existence of the fixed points according to the eigenvalues of \mathbf{J} , but physically its value is relevant, because it determines the effective cosmological constant (18).

respectively given by

$$\rho_\Lambda = 9 \frac{w_- q_0}{\det(\mathbf{J})}, \quad (18)$$

$$\Delta_\Lambda = -9 \frac{(1+w_+) q_0}{\det(\mathbf{J})}, \quad (19)$$

where

$$\det(\mathbf{J}) = 9 [(1+w_+)(1+w_+ + q_-) - w_-(w_- + q_+)], \quad (20)$$

with corresponding values for $\rho_{A\Lambda}$ and $\rho_{B\Lambda}$.

In order to analyse the stability properties of system (15) at this fixed point, we now consider the eigenvalues of \mathbf{J} . Given that $\det(\mathbf{J}) \neq 0$, there are two non-zero eigenvalues, given by

$$\lambda_\pm = \frac{\text{tr}(\mathbf{J})}{2} \pm \sqrt{D}, \quad (21)$$

where

$$\text{tr}(\mathbf{J}) = -3 [2(1+w_+) + q_-], \quad (22)$$

$$D = \left(\frac{\text{tr}(\mathbf{J})}{2} \right)^2 - \det(\mathbf{J}) = \quad (23)$$

$$= 9 \left[\left(\frac{q_-}{2} \right)^2 + w_-(q_+ + w_-) \right], \quad (24)$$

and the value of the discriminant D determines the three possible Jordan canonical forms of \mathbf{J} . These three possible cases, to be further clarified in the next subsection, correspond to $D > 0$, $D = 0$, $D < 0$, and are summarized below, with their sub-cases.

Case 1a: real distinct eigenvalues ($D > 0$). There are three sub-cases: *i*) $\lambda_- < \lambda_+ < 0$, the fixed point is a stable node and both dark components have a standard behaviour, with decreasing energy densities; *ii*) $\lambda_+ > \lambda_- > 0$, the fixed point is an unstable node and both dark components have a phantom behaviour, with increasing energy densities; *iii*) $\lambda_+ > 0 > \lambda_-$, which requires $\det(\mathbf{J}) < 0$; the fixed point is a saddle and both dark components have a first standard phase with decreasing energy density followed by a phantom phase. The connection between the phantom behaviour and sign of the eigenvalues will be rendered evident in the next Section, see Eq. (28) and related comments.

Case 1b: real equal eigenvalues ($D = 0$). In this case $\lambda_+ = \lambda_- = \lambda_0$ and the fixed point is an improper node, either stable (both dark components are standard) or unstable (both dark components are phantom). In both cases the two dark components, as well as ρ_T and Δ , follow a sort of affine evolution, with a modification term, see Eq. (29).

Case 1c: complex eigenvalues ($D < 0$). There are three sub-cases: *i*) if $\text{tr}(\mathbf{J}) = 0$ the fixed point is a centre; *ii*) if $\text{tr}(\mathbf{J}) > 0$ the fixed point is an unstable spiral; *iii*) if $\text{tr}(\mathbf{J}) < 0$ the fixed point is a stable spiral. This last case is the most interesting, with ρ_T converging to an

effective cosmological constant via a series of oscillations. Notice that this case has to be dealt with care, as in the past $\rho_T = 0$ ($H = 0$) at some point, and the time reversal of system (9-10) should be considered prior to that.

Case 2: $\det(\mathbf{J}) = 0$. In this case if $q_0 \neq 0$ ($\mathbf{C} \neq \mathbf{0}$) the system of linear equations $\mathbf{J}\mathbf{X}_* + \mathbf{C} = \mathbf{0}$ is in general inconsistent and there are no fixed points. Alternatively, if $q_0 = 0$ ($\mathbf{C} = \mathbf{0}$) there is an infinite number of fixed points, each of them representing a possible asymptotic state depending on the initial conditions. These infinite number of fixed points is represented by a straight line in phase space, corresponding to a conserved quantity for system (15). It turns out that there are three possible combinations of the four parameters w_+, w_-, q_+, q_- that give $\det(\mathbf{J}) = 0$ and they are shown in Table I, classified as **Case 2a**, **2b** and **2c**. For **Case 2b**, $\rho_{T*} = 0$ always, and either also $\Delta_* = 0$ and then both $\rho_{A*} = \rho_{B*} = 0$, or $\Delta_* \neq 0$ and then $\rho_{A*} = -\rho_{B*} = \Delta_*/2$, so that one of the two is negative. Being the energy densities either null or negative, we can conclude that **Case 2b** corresponds to a non-physical situation. **Case 2a** and **2c** are more interesting, and are summarized in Table II. In both cases, each fixed point on the line represents an effective cosmological constant. In particular, **Case 2a** corresponds to $w_A = w_B = -1$, i.e. two cosmological constant-like components whose energy densities scale in a different way because of the coupling. In addition, it turns out that for this very peculiar case q_0 can be non-zero.

Regarding the stability analysis, in **Case 2** $\det(\mathbf{J}) = 0$ implies that one of the eigenvalues is null, namely $\lambda_- = 0$ if $\text{tr}(\mathbf{J}) > 0$ (and vice versa) (cfr. Eqs. (21) and (23)). This implies that the total energy density, as well as the single dark components and Δ , follow the affine evolution (14); we will comment further on this below Eq. (28). In this case, the non zero eigenvalue $\lambda_{-/ +}$ for each sub-case is given in Table I. Table II gives instead the values the fixed points and the conditions for positive effective cosmological constants.

Each of these fixed points is characterized by $\rho_\Lambda \propto \Delta_\Lambda$, which is equivalent to $\rho_{B\Lambda} \propto \rho_{A\Lambda}$. Explicitly, for **Case 2a** the energy densities are related by $\rho_{B\Lambda} = -\rho_{A\Lambda} q_A / q_B$, while for **Case 2c** $\rho_{B\Lambda} = -\rho_{A\Lambda} (1 + w_A) / (1 + w_B)$. Note that the same proportionality law holds for the fixed point of **Case 1** (cf. Eq. (18-19)). This behaviour mimics that of scaling solutions [31, 37], whose phase space typically admits fixed points where the contributions of the two fluids to the total energy density are constant (we will come back on this in Sec. III). It is easy to verify that at all these fixed points the effective EoS parameter (11) has the value $w_{eff} = -1$.

C. An equivalent equation and its solutions

While the classification of the various possible phase portraits of system (9-10) is best given by the represen-

Case	parameters	$\lambda_{+/-}$
2a	$w_- = 0, w_+ = -1, \forall q_+, \forall q_-$	$-3q_-$
2b	$w_- = 0, q_- = -(1 + w_+), \forall w_+, \forall q_+$	$-3(1 + w_+)$
2c	$q_+ = \frac{(1+w_+)(1+w_++q_-)-w_-^2}{w_-}, w_- \neq 0, \forall w_+, \forall q_-$	$-3[2(1 + w_+) + q_-]$

TABLE I: The three possible combinations of parameters giving $\det(\mathbf{J}) = 0$, cf. Eq. (20). When $\det(\mathbf{J}) = 0$, one of the eigenvalues (21) vanishes, giving a constant mode, and the other is given for each case in the third column here. Thus ρ_T follows the affine evolutions (14), i.e. there is a constant mode and a power law (in the scale factor a) mode, like that of a barotropic fluid; Δ , ρ_A and ρ_B also have a constant mode and the same power law mode.

Case	FPS	$\rho_{A\Lambda} > 0$	$\rho_{B\Lambda} > 0$	$\rho_{A\Lambda} > 0, \rho_{B\Lambda} > 0$
2a	$\rho_\Lambda = -\frac{q_-}{q_+} \Delta_\Lambda$	$q_+ > -q_-$	$q_+ < q_-$	$\Delta_\Lambda > 0$ and $-1 < q_+/q_- < 0$, or $\Delta_\Lambda < 0$ and $0 < q_+/q_- < 1$
2c	$\rho_\Lambda = -\frac{\Delta_\Lambda}{R}$	$R > -1$	$R < 1$	$\Delta_\Lambda > 0$ and $-1 < R < 0$, or $\Delta_\Lambda < 0$ and $0 < R < 1$

TABLE II: For **Cases 2a** and **2c**, the fixed points and the conditions for positive effective cosmological constants, separated and combined, in both cases subject to the condition $\rho_\Lambda > 0$. For **Case 2a** we have assumed $q_0 = 0$, although this is not a necessary condition. For **Case 2c** we have defined $R = (1 + w_+)/w_-$.

tation (15) used in the previous Section, given that this is a linear system it is useful to consider the equivalent second order linear equation with constant coefficients, and its solutions. This helps interpreting the formalism of Sec. IIB from a cosmological point of view. For this reason, we shall focus on the cases of main interest.

First, notice that if $w_- = 0$ then (9) decouples and implies

$$\rho_T = \rho_c a^{-3(1+w_+)}, \quad (25)$$

with ρ_c an integration constant, so that the total energy density can either be standard or phantom. Eq. (10) can then be integrated, giving

$$\Delta = \Delta_0 a^{-3(1+w_++q_-)} + \Delta_c a^{-3(1+w_+)} + \Delta_* \quad (26)$$

where Δ_0 is an integration constant, $\Delta_c \propto \rho_c$ and $\Delta_* \propto q_0$. This case is of limited interest, because in general the two components will have a negative energy density in the past or in the future.

Assuming now $w_- \neq 0$, we obtain from (9-10) a single equation for the total energy density

$$\rho_T'' - \text{tr}(\mathbf{J}) \rho_T' + \det(\mathbf{J}) \rho_T = 9w_- q_0, \quad (27)$$

with $\text{tr}(\mathbf{J})$ and $\det(\mathbf{J})$ respectively given by Eqs. (22) and (20). It is noticeable that - when $\det(\mathbf{J}) \neq 0$ - this equation admits a constant particular solution corresponding to the constant source term, given by the fixed point (18). Eq. (18) with $\det(\mathbf{J}) \neq 0$ is exactly this constant particular solution, which is the effective cosmological constant term and it vanishes if $q_0 = 0$.

When the eigenvalues (21) of the characteristic polynomial of Eq. (27) are distinct, the general solution can be written as

$$\rho_T = \rho_{T+} a^{-3(1+\beta_+)} + \rho_{T-} a^{-3(1+\beta_-)} + \rho_\Lambda. \quad (28)$$

When the eigenvalues are equal, $\lambda_+ = \lambda_- = \lambda_0$, we have the special **Case 1b** of the previous Section and, denoting $T = \text{tr}(\mathbf{J})$, we obtain:

$$\rho_T = [\rho_{T1} + \rho_{T2} \ln(a)] a^{\frac{T}{2}} + \rho_\Lambda. \quad (29)$$

Given that this evolution law is similar to the affine one, Eq. (14), except for the $\ln(a)$ correction term, and that the fixed point of this **Case 1b** is an improper node, we can refer to this as an improper affine evolution. Here ρ_{T+} , ρ_{T-} and ρ_{T1} , ρ_{T2} are integration constants related to the present values of the energy densities ρ_A and ρ_B of the two dark components; they are not independent in a flat universe, but related by imposing that the total energy density has the critical value at present. The effective cosmological constant ρ_Λ is given by (18). In both cases (28) and (29) the expansion of the universe is governed by this total energy density that enters the Friedmann equations (1-2). The parameters β_\pm are related to the eigenvalues λ_\pm by $\lambda_\pm = -3(1+\beta_\mp)$. That is, $\beta_\pm = \beta_0 \pm \sqrt{D}/3$, with $\beta_0 = w_+ + q_-/2 = -\text{tr}(\mathbf{J})/6 - 1$ and D given by Eq. (23). The case (29) arises from $D = 0$, with $\lambda_0 = -3(1 + \beta_0) = \text{tr}(\mathbf{J})/2$.

It is interesting to note the role of the parameters β_\pm in (28), assuming they are real. For a barotropic perfect fluid with constant EoS parameter w one has $\rho \propto a^{-3(1+w)}$. Hence, β_\pm simply represent two constant effective EoS parameters that drive the evolution of the total energy density (28). In other words, the simple coupling (5-6) of the two dark components with constant w_A and w_B in general produces a total energy density (28) equivalent to that of two uncoupled fluids with constant EoS parameters β_\pm , plus the effective cosmological constant ρ_Λ ⁴.

⁴ Mathematically, this is easily understood in terms of the dynamical

Apart from the asymptotic effective cosmological constant ρ_Λ arising when $q_0 \neq 0$ and $w_- \neq 0$ (**Case 1** of the previous Section), it is also possible to have asymptotic effective cosmological constants when $\det(\mathbf{J}) = 0$ (**Case 2** of the previous Section) if $q_0 = 0$, corresponding to the vanishing of one of the eigenvalues (21), i.e. $\lambda_{-/+} = 0$ and to $\beta_{+/-} = -1$. There are three cases, given in Table I, each with the corresponding non vanishing eigenvalue. In this cases ρ_T , Δ , ρ_A and ρ_B have the affine behavior (14). Hence the acceleration is guaranteed by the component of the total energy density for which an effective EoS parameter $\beta_{+/-}$ assumes value -1 . These fixed points seem less interesting however, because even when the non-zero eigenvalue is negative they are not general attractor of the dynamics (since the other eigenvalue is null): there is a different asymptotic non zero value of ρ_T for each possible initial condition.

We have already commented above on **Case 1b**, giving (29). We now consider the two other sub-cases of **Case 1** of the previous Section from the point of view of the solution (28). In both cases Δ , ρ_A and ρ_B evolve with the scale factor as ρ_T in (28), i.e. they are all linear combinations of the two normal modes of the system, $a^{-3(1+\beta_+)}$ and $a^{-3(1+\beta_-)}$, plus a constant term.

Case 1a. When both eigenvalues are real and distinct ρ_T scales as it would if we were considering two decoupled components with EoS parameters β_+ and β_- , plus a cosmological constant. If $\det(\mathbf{J}) < 0$ the fixed point is a saddle, i.e. unstable, with $\lambda_+ > 0$ and correspondingly $\beta_- < -1$. Consequently ρ_T scales as a mixture of a standard component and a phantom component. When $\det(\mathbf{J}) > 0$ either both $\beta_{+/-} > -1$, or vice versa, with corresponding standard/phantom behaviour.

Case 1c. If λ_\pm are complex conjugates, then $\beta_\pm = \beta_0 \pm i\sqrt{|D|}/3$ and the total energy density can be written as

$$\rho_T = a^{-3(1+\beta_0)} \left\{ (\rho_{T-} - \rho_{T+}) \sin \left[\sqrt{|D|} \ln(a) \right] + (\rho_{T-} + \rho_{T+}) \cos \left[\sqrt{|D|} \ln(a) \right] \right\} + \rho_\Lambda \quad (30)$$

containing an oscillating function that modulates the power law scaling.

We will now investigate the dynamics of the density parameters. In Sec. IV we will present a MCMC analysis with SNe data.

cal system formalism of the previous Section: because the system (15) is linear, it can be globally (in phase space) written in Jordan normal form [29]. When the eigenvalues (21) λ_\pm are real and distinct this Jordan form is diagonal, i.e. the dynamical system separates into two normal modes, physically corresponding to two new effective uncoupled fluids with constant EoS parameters β_\pm .

III. ANALYSIS OF SPECIFIC COUPLINGS

A. Dynamics of density parameters

Introducing an interaction between two fluids can lead to interesting solutions for the energy densities, like attractor points in the phase space where the contributions of the two fluids to the total energy density are constants. In these points the value of the normalised energy densities depends only on the parameters of the model and, since they are attractors, they are reached from a wide range of initial conditions, thereby alleviating the coincidence problem. These are usually called “scaling solutions” [31, 37] and are characterized by constant fractions of the energy density parameters, namely $\Omega_{A,B} = \rho_{A,B}/(3H^2)$ (in units $8\pi G = 1$, $c = 1$).

In order to analyse the dynamics of the system, let us define the new variables:

$$x = \frac{\rho_A}{3H^2}; \quad y = \frac{\rho_B}{3H^2}; \quad z = \frac{\rho_\Lambda}{3H^2}, \quad (31)$$

where together with the coupled fluids we also include radiation to include the era when it's the dominating component, when initial conditions are usually set. Note that $x = \Omega_A$, $y = \Omega_B$ and Ω_γ are constrained by $x + y + \Omega_\gamma = 1$; z is the energy density parameter of the total effective cosmological constant, and we neglect the baryons contribution, which is always subdominant. The system (3-4) then becomes

$$x' = -x \left[3(1 + w_+ - w_-) + 2 \frac{H'}{H} \right] + \frac{3}{2} \left[(q_+ - q_-)x + (q_+ + q_-)y + \frac{\det(\mathbf{J})}{9w_-} z \right] \quad (32)$$

$$y' = -y \left[3(1 + w_+ + w_-) + 2 \frac{H'}{H} \right] - 3 \left[(q_+ - q_-)x + (q_+ + q_-)y + \frac{\det(\mathbf{J})}{9w_-} z \right] \quad (33)$$

$$z' = -2z \frac{H'}{H}, \quad (34)$$

where

$$\frac{H'}{H} = -1 - \frac{1}{2} [x(1 + 3(w_+ - w_-)) + y(1 + 3(w_+ + w_-)) + 2(1 - x - y)] \quad (35)$$

is a rewriting of the Raychaudhuri equation (2) for the Hubble expansion scalar.

The fixed points, namely the points satisfying $x' = y' = z' = 0$, are presented in Table III, labeled by capital letters, together with the corresponding eigenvalues. To the best of our knowledge, this is the first complete analysis of the dynamics of a three components cosmological system where two of the barotropic fluids are coupled via a general linear coupling function of the form (6).

The effective EoS parameters at each of the fixed points $w_{eff} = p_{tot}/\rho_{tot}$ is also listed, where $\rho_{tot} = \rho_A + \rho_B + \rho_\gamma$ and therefore $w_{eff} = (w_+ - w_-)x + (w_+ + w_-)y + \Omega_\gamma/3$.

All the fixed points shown in Table III exist for $w_- \neq 0$, when the EoS parameters of the two fluids are the different. As aforementioned, the only physically reasonable fixed point for system (9-10) corresponding to $w_- = 0$ is **Case 2a**, where $\det(\mathbf{J}) = 0$.

The fixed points A corresponds to the radiation dominated era, while B, C and D represent epochs that are dominated by the two fluids. In particular, at the fixed point D the constant energy densities of x and y ($\rho_{A\Lambda}$ and $\rho_{B\Lambda}$) cause the accelerated expansion with $w_{eff} = -1$. From the expression for x and y at this latter fixed point it is easy to see that $y = -x(1 + w_A)/(1 + w_B)$, which is exactly the proportionality that holds for **Case 1** and **Case 2c**, as discussed at the end of Sec. II B: this point is characterized by the final domination of an effective cosmological constant, either driven by q_0 (**Case 1**, see Fig. 2) or not (**Case 2c**, see Fig. 3). In the first case whenever $|\beta_\pm| < 1$ D is always an attractor, while in the second case it is not because one of the eigenvalues is null. Notice that its existence is completely independent on q_+ and q_- . Whenever the system settles into the fixed points B or C the role of β_+ and β_- is exactly that of effective EoS parameters (see Table III) which allows for phantom line crossing at late time (see Fig. 1), i.e. line for which the effective total EoS parameter is $w_{eff} = -1$.

In the following we will examine in more detail three special classes of the coupling function and in Sec. IV we will make a first comparison of the models to the data using MCMC applied to type Ia SNe distance modulus.

I. $q_+ = q_-$

Imposing $q_+ = q_-$ is equivalent to choosing $q_A = 0$ and $q_B = q$; therefore among the range of possible couplings represented by (6) we are restricting to the class of models where Q/H is proportional solely to the energy density of one fluid (in our case e.g. ρ_B), and it reads

$$\frac{Q}{H} = \frac{3}{2}(q\rho_B + q_0). \quad (36)$$

This assumption also includes models with $q_+ = -q_-$ since the coefficients q_A and q_B can be either negative or positive. In this case the dynamics is the same as for $q_+ = q_-$, the roles of x and y being simply interchanged. We will refer to this subclass of models as model I.

In this model \sqrt{D} is automatically real, since $D = 9(q/2 + w_B - w_A)^2/4$; as a consequence the scaling function (28) always drives a power law expansion, with $\beta_+ = q/2 + w_B$ and $\beta_- = w_A$ if $\beta_0 > 0$ (i.e. $(w_B + w_A + q/2) > 0$), vice versa if $\beta_0 < 0$. Hence the total fluid ends up as if it was made up of: *i*) a component scaling as the original fluid ρ_A with no coupling, *ii*) a second component characterized by a new EoS parameter and *iii*) an effective cosmological constant term ρ_Λ . Moreover a pure affine

behaviour (14), or its improper modification (29), is obtained in three cases: *i*) $q = -2(w_B - w_A)$, which gives (29); *ii*) $q = -2(1 + w_B)$, that corresponds to $\beta_{+/-} = -1$ (even for $\rho_\Lambda = 0$, i.e. $q_0 = 0$, an effective cosmological constant is generated); *iii*) $w_A = -1$, where one of the two fluids is *ab initio* a constant term. Notice however that generally, because $\beta_+ = \beta_- + 2\sqrt{D}/3$, models with $\beta_+ = -1$ and $\beta_- > -1$ are not feasible. In particular, the Λ CDM evolution is exactly recovered in case *ii*) for $w_A = 0$, that is if one of the fluids is dust; in case *iii*) for $q_B = -2w_B$.

The fixed point D is characterized by the domination of the constant part of the total energy density ρ_Λ ; along it, the values of x and y are both positive only if either w_A or w_B have phantom values, i.e. $w_A < -1$ or $w_B < -1$. This statement holds true also for models II and III. However, if $w_A < -1$ D is no longer an attractor, as $\lambda_y = -3(1 + w_A)$ is greater than zero. On the other hand $w_B < -1$ requires $q > -2(1 + w_B)$ to let the fixed point be an attractor: in this case q is positive. A strong and positive q corresponds to a transfer of energy from ρ_A to the other fluid with $w_B < -1$. Therefore in order to fall at late time into the cosmological constant dominated era a fluid with a phantom EoS parameter w_B must absorb energy from the other non-phantom fluid. It is worth stressing that the effective cosmological constant, i.e. q_0 , is somewhat redundant whenever the fixed point D is not an attractor (see Fig. 1). In Fig. (1) an example of this dynamics of the background is shown; the effective cosmological constant is not noticeable, since, after the evolution on the saddle point B, the system is trapped in the attractor point C.

II. $q_- = 0$

If $q_- = 0$ the resulting coupling function Q/H is linearly dependent on the sum of the energy densities of the two fluids, approximately equivalent to the total energy density (these models have been examined for example in [40] and [58]) and is as follows

$$\frac{Q}{H} = \frac{3}{2}(q\rho_T + q_0). \quad (37)$$

With this assumption $q_A = q_B = q_+ = q$ and $\beta_\pm = w_\pm \pm \sqrt{D}/3$ where $D = 9(w_B - w_A)(2q + w_B - w_A)/4$. If q is positive these effective EoS are real for $w_B > w_A$ or $w_B \leq w_A - 2q$, while if q is negative the same relations hold but with opposite inequality signs. We will label this model II.

In this model the affine evolution is recovered for $w_B = (qw_A + 2w_A + 2)/(q - 2w_A - 2)$, corresponding to $\beta_- = -1$. In this case, which is indeed **Case 2c** of Section II, an effective cosmological constant arises even for $\rho_\Lambda = 0$. Again, because $\beta_+ = \beta_- + 2\sqrt{D}$, models with $\beta_+ = -1$ and $\beta_- > -1$ are not feasible. From a cosmological point of view this means that a matter-like evolution cannot be generated together with a cosmological constant. The

Points	x	y	z	w_{eff}	λ_x	λ_y	λ_z
A	0	0	0	$\frac{1}{3}$	4	$1 - 3\beta_+$	$1 - 3\beta_-$
B	$-\frac{q_- - 2w_- + 2\sqrt{D}/3}{4w_-}$	$\frac{(q_- - 2w_- + 2\sqrt{D}/3)(q_+ + 2w_- + 2\sqrt{D}/3)}{4w_-(q_+ + q_-)}$	0	β_+	$3(1 + \beta_+)$	$-\frac{1 - 3(\beta_+ - 2\beta_- + q_-) + \sqrt{F_+}}{2}$	$-\frac{1 - 3(\beta_+ - 2\beta_- + q_-) - \sqrt{F_+}}{2}$
C	$-\frac{q_- - 2w_- - 2\sqrt{D}/3}{4w_-}$	$\frac{(q_- - 2w_- - 2\sqrt{D}/3)(q_+ + 2w_- - 2\sqrt{D}/3)}{4w_-(q_+ + q_-)}$	0	β_-	$3(1 + \beta_-)$	$-\frac{1 - 3(\beta_- - 2\beta_+ + q_-) + \sqrt{F_-}}{2}$	$-\frac{1 - 3(\beta_- - 2\beta_+ + q_-) - \sqrt{F_-}}{2}$
D	$\frac{1 + w_- + w_+}{2w_-}$	$-\frac{1 - w_- + w_+}{2w_-}$	1	-1	-4	$-3(1 + \beta_+)$	$-3(1 + \beta_-)$

TABLE III: Fixed points of system (32-34), the corresponding effective EoS and eigenvalues, where $F_{\pm} = 9q_{\pm}^2/2 - 3q_{\pm}(1 \pm \sqrt{D} - 3w_{\pm}) + 9q_{\pm}w_{\pm} + 9w_{\pm}^2 - (1 \pm 2\sqrt{D} - 3w_{\pm})(-1 + 3w_{\pm})$.

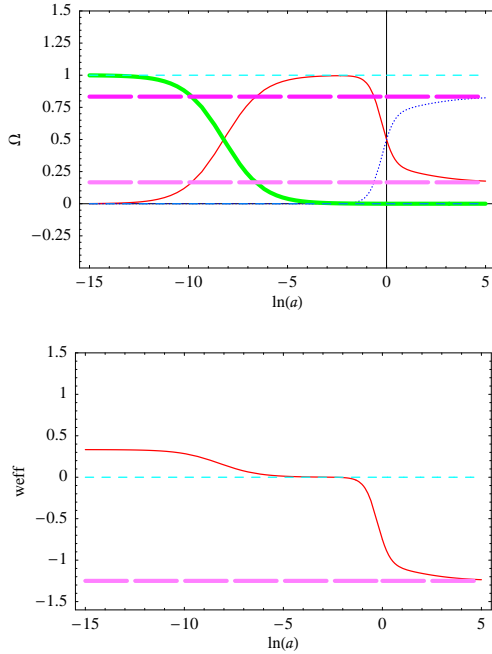


FIG. 1: Upper panel: evolutions of the energy density parameters Ω_A (thin solid line), Ω_B (dotted line) and Ω_γ (thick solid line) for a model with $q_+ = q_- = 0.25$; for comparison, the dashed lines are the values of x and y at the fixed points B (thin short-dashed lines) and C (thick long-dashed lines). For this model the parameters are: $\Omega_{0A} = \Omega_\Lambda = 0.5$, $w_A = 0$, $w_B = -1.5$, $\beta_+ = 0$ and $\beta_- = -1.25$. Lower panel: the total effective EoS parameter for the same model: w_{eff} evolves from the value $1/3$ in the radiation dominated era, approaches the value 0 in the matter dominated era and then asymptotically evolves toward a constant phantom value, in this case $\beta_- = -1.25$.

Λ CDM limit is achieved if $w_A = (-1 + q \pm \sqrt{q^2 + 1})/2$ and $w_B = -1 - w_A$. The evolution of the energy densities for a special choice of the parameters is illustrated in Fig. 2: the effective cosmological constant (18) arises at late time, driving the acceleration, and ρ_Λ is caused by a non-zero q_0 ($\Omega_\Lambda \neq 0$).

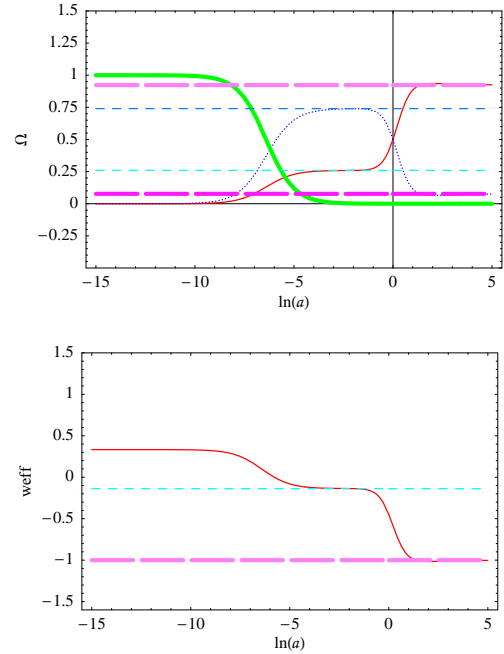


FIG. 2: Upper panel: evolutions for the energy density parameters for a model with $q_- = 0$ and $q_+ = -0.5$; for comparison, the dashed lines are the values of x and y at the fixed points B (thin short-dashed lines) and D (thick long-dashed lines). For this model the parameters are: $\Omega_{0A} = \Omega_\Lambda = 0.5$, $w_A = -1.1$, $w_B = 0.2$. Lower panel: effective EoS for the same model; for comparison, we plot the EoS parameter of the fixed point B, $\beta_+ = -0.14$.

III. $q_+ = 0$

The subgroup of models with $q_+ = 0$ (from now on model III) includes the couplings that are proportional to the difference of the energy densities Δ (for example recently analysed in [59]). With this assumption $q_- = q_B = -q_A = q$ and the discriminant $D = 9(q^2 + (w_B - w_A)^2)/4$ is always positive, so that oscillating solutions (30) are never permitted. The coupling function reads

$$\frac{Q}{H} = \frac{3}{2}(q\Delta + q_0). \quad (38)$$

As before, the affine expansion (14) may only be generated if one of the two effective EoS parameters assumes

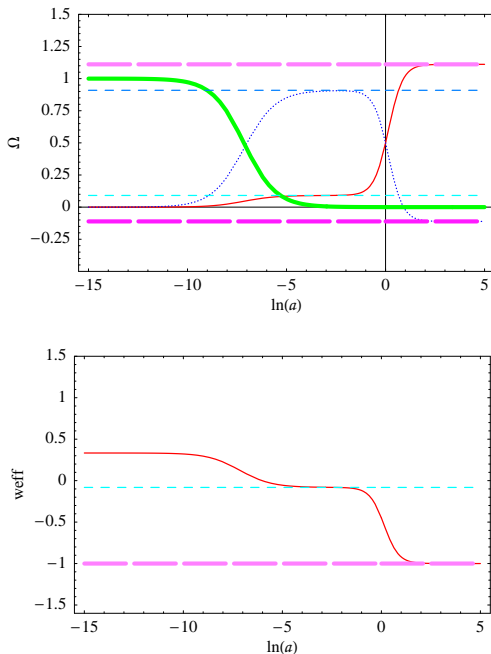


FIG. 3: Upper panel: evolutions for the energy density parameters for a model with $q_+ = 0$ and $q_- = -0.18$; for comparison, the dashed lines are the values of x and y at the fixed point B (thin short-dashed lines) and D (thick long-dashed lines). For this model the parameters are: $\Omega_{0A} = 0.5$, $\Omega_\Lambda = 0$, $w_A = -0.9$, $w_B = 0$ (dust). The EoS parameters at B are $\beta_+ = -0.08$ and $\beta_- = -1$. Lower panel: effective EoS for the same model.

the value of the EoS of a cosmological constant, that is either $\beta_+ = -1$ or $\beta_- = -1$. In particular if $\beta_+ = -1$, $\beta_- = -1 - 2\sqrt{D}/3$ is always phantom. In this case none of the terms in Eq. (28) can play the role of matter. On the other hand if $\beta_- = -1$ (corresponding to $w_A = (-1 - q \pm \sqrt{1 - q^2})/2$), $\beta_+ = -1 + 2\sqrt{D}/3$ is always greater than -1 , i.e. always standard. An example of this dynamics is shown in Fig. 3, where the effective cosmological constant (18) arises at late time with no need of q_0 , driving the acceleration (**Case 2c**). Then typically for $w_B = -q - w_A - 1$ we have that $\beta_+ = 0$ and the Λ CDM model is recovered.

IV. MARKOV CHAINS WITH SUPERNOVAE

A. Methods

Given the large number of parameters, the task of finding the minimum χ^2 and mapping its distribution in the entire parameter space can be computationally expensive. To this end we adopt a MCMC. In this work we only want to test our models as a description of the homogeneous isotropic background expansion (regardless of perturbations), hence supernovae are ideal for this pur-

pose. We use the 192 type Ia SNe distance modulus data set provided in [60]. In particular we want to see whether supernovae can qualitatively distinguish different kind of couplings, included what we called model I, II and III.

Type Ia SNe light curves allow a determination of an extinction-corrected distance moduli,

$$\mu_0 = m - M = 5 \log(d_L/\text{Mpc}) + 25 \quad (39)$$

where $d_L = (L/4\pi F)^{1/2} = (1+z) \int_0^z dz'/H(z')$ is the luminosity distance. We compare our theoretical predictions to the values of μ_0 with $H^2 = 8\pi G/3(\rho_A + \rho_B + \rho_\gamma + \rho_b)$, where we account also for the baryon energy density ρ_b . We fix the value of the dimensionless Hubble constant to be $h = 0.72$ [61] and the baryon energy density at present $\Omega_b h^2 = 0.02229$ according to [3]. The smaller is the EoS parameter of a single fluid the later can be the domination era for this fluid. Hence, counting the role of β_\pm as effective EoS parameters, whenever $\beta_\pm > 0$ a baryonic era might emerge at recent time. The absolute distance modulus M is intrinsically affected by uncertainty; therefore we treat it as a nuisance parameter and marginalize over it.

The parameters that are representative of the models are $\{\Omega_{0A}, \Omega_\Lambda, q_A, q_B, w_A, w_B\}$, or otherwise $\{\Omega_{0A}, \Omega_\Lambda, q_+, q_-, w_+, w_-\}$ and, as functions of these, the two effective EoS introduced in Eq. (28): β_+ and β_- . For the ensuing analysis it is worth reminding our classification of models: I) model with a coupling function proportional to only one of the two energy densities; II) model with a coupling function proportional to the sum of the energy densities; III) model with a coupling function proportional to the difference of the energy densities.

We shall now focus our analysis on the case $w_B = 0$, i.e. ρ_B would represent standard CDM if it wasn't for the coupling with the DE component.

B. Results: CDM - DE coupled models

The first result we obtain is that Ω_Λ is completely unconstrained, independently on which model we consider. This means that SNe are not sensitive to the constant term of the coupling. As we have seen in Sec. II the dynamics of the system can easily generate the acceleration settling on fixed points D, where $w_{eff} = -1$, even for $\Omega_\Lambda = 0$ (see Fig. 3), or B and C, where the total energy density can also exhibit phantom evolutions.

In Fig. 4 and 5 we present MCMC chains in a two-dimensional diagram $[q_+, q_-]$ ($[q_A, q_B]$ on the right hand side). As said above, we consider a model where one of the two fluid represents a CDM component, i.e. $w_B = 0$, a reasonable assumption considered all the other cosmological probes pointing towards the existence of a form of cold dark matter (see e.g. [2]), and we let w_A assume three different values that characterize ρ_A as a DE component (phantom-like behaviour is shown in the top panels, cosmological constant-like in the second row panels and non-phantom model in the bottom panels).

Note that the case where $w_A = 0$ and ρ_B is DE can be easily derived from the previous one, corresponding in the diagram to a reflection with respect to the line $q_B = -q_A$. In fact, interchanging the two EoS and swapping the roles of the two energy densities, and applying the transformation ($q_A \rightarrow -q_B$, $q_B \rightarrow -q_A$, i.e. $q_+ \rightarrow -q_+$, $q_- \rightarrow -q_-$), one recovers the aforementioned model.

In addition, the straight lines corresponding to models I, II and III are drawn, and diagrams of Fig. 5 are derived from the same choice of parameters as in Fig. 4 except for $\Omega_\Lambda \neq 0$ (it is by eye easily verifiable that there is no dependence on Ω_Λ). Finally, the short-dashed curves represent the improper affine evolution (29), while the short-dashed straight line represents affine models (14) with $\beta_{+/-} = -1$ (**Case 2c**).

As a first step we derived the unidimensional likelihood for $\{\Omega_{0A}, q_+, q_-\}$. The best fit of the energy density parameter for the three class of models presented in Fig. 4 and 5 is respectively $\Omega_{0A} = 0.63, 0.65, 0.76$ with an error of $2\sigma = 0.1$; this best fit does not change including Ω_Λ . In the diagrams Ω_{0A} is therefore fixed to these best fit values. It is worth stressing that here we are not just analysing the typical models considered in literature (namely I, II and III) but the results incorporate *all* the possible linear couplings, and, we might say, all the possible expansions at recent times of a generic coupling function Q (Eq. 5). Hence we are not interested in deriving constraints on single parameters, a route that might be hard to follow with SN Ia in view the high number of parameters and their degeneracies. We instead want to see what kind of linear couplings are preferred by the data and provide a qualitative way to distinguish the type and the direction of the interaction.

The first noticeable thing in the $[q_A, q_B]$ diagram is that the points lie almost on a horizontal branch of the diagram, close to the line representing model I, in particular with $Q \propto \rho_A$. So if we allow the interaction term to be strong and move out of the weak coupling regime (i.e. $|q_{A,B}| > 1$), the most “frequent” linear coupling function emerging from the chains is the one proportional to the DE density (ρ_A). In addition, strong couplings are favoured for positive value of q_A (see Fig. 4 and 5): the energy is transferred from dark matter to DE. Increasing the value of w_A , that is moving from phantom-like values towards quintessence-like ones (going downwards in the right hand side column of fig. (4)), this horizontal branch tends to negative values of q_B . Models with a phantom w_A show an increasing energy density with the scale factor, a , while for DE model characterized by $w_A > -1$ the energy density is diluted with the universe expansion: this second kind of models requires a lower transfer of energy from CDM to DE. Apart from a small spot in the origin of the axis (weak couplings), the coupling or type II does not seem to be favored by SN data, the effect increasing with higher values of w_A , i.e. for non-phantom values. Another evidence that arises from diagrams Fig. 4 and 5 is that for non-phantom values of w_A the uncoupled case (namely $[q_A, q_B] = [0, 0]$) falls

almost outside the border of the likelihood.

Since today $\rho_{0B} \simeq \rho_{0A}$ we can say that the sign of the coupling function ($Q \simeq q_A \rho_{0A} + q_B \rho_{0B}$) changes along the straight line $q_B = -q_A$ (long dashed line): above this line the exchange term reverses the energy transfer from CDM to DE (i.e. positive Q), while below it is the opposite (negative Q). Again, the higher is w_A the bigger is the number of points that we can find below this line. Therefore for DE components with $w_A < -1$ an exchange of energy from DE to CDM is less probable, independently on the type of linear coupling. This reflects the fact that an increasing energy density (characteristic of phantom behaviour) favors more and more absorbing and positive DE couplings at present, while non-phantom values of w_A seem to need a negative exchange term, most of all for weak couplings, to explain supernovae data. It is worth stressing that eventually the likelihood seems to exclude the uncoupled case.

The connection between where the points lie in the diagrams, i.e. the region favoured by the likelihood, and where the cosmological background evolution is affine is an interesting issue; this directly connects coupled DE models to an effective evolution of the total energy density that is completely equivalent to a cosmological constant plus a component with constant EoS parameter α , Eq. (14). If one looks at the left side diagrams of Fig. 5, a short-dashed curve and a short-dashed straight line are drawn on it. The former corresponds to the improper affine evolution (29), obtained for $q_- = \pm\sqrt{-4w_-(q_+ + w_-)}$. Hence the only affine models are those that correspond to the straight line for witch $\beta_{+/-} = -1$ (for the model with $w_A = -1$ this coincides with the line representing model II, the only possibility to recover the affine evolution with no coupling). For a DE model with a phantom w_A the affine evolution coexisting with a non-zero Ω_Λ is somewhat ruled out and, among the models indicated in the last Section, is more compatible with a coupling function proportional to ρ_A (DE, model I) and possibly to Δ (model III). For DE models with $w_A > -1$ the situation is different: the data seem to favor an affine evolution generated in models with a coupling function proportional to ρ_B (matter, model I) and again model III. In addition, for DE models with standard w_A an improper affine evolution together with a non-vanishing q_0 (Ω_Λ) is allowed, in a region where the coupling function shifts towards negative sign, thus representing a transfer of energy from DE to CDM.

V. CONCLUSIONS

We have analysed the dynamics of two coupled dark components represented by two barotropic perfect fluids characterized by constant EoS parameters w_A and w_B . We have assumed a flat, homogeneous and isotropic cosmology and a general linear coupling between the two barotropic perfect fluids. This scale-independent coupling takes a linear form proportional to the single en-

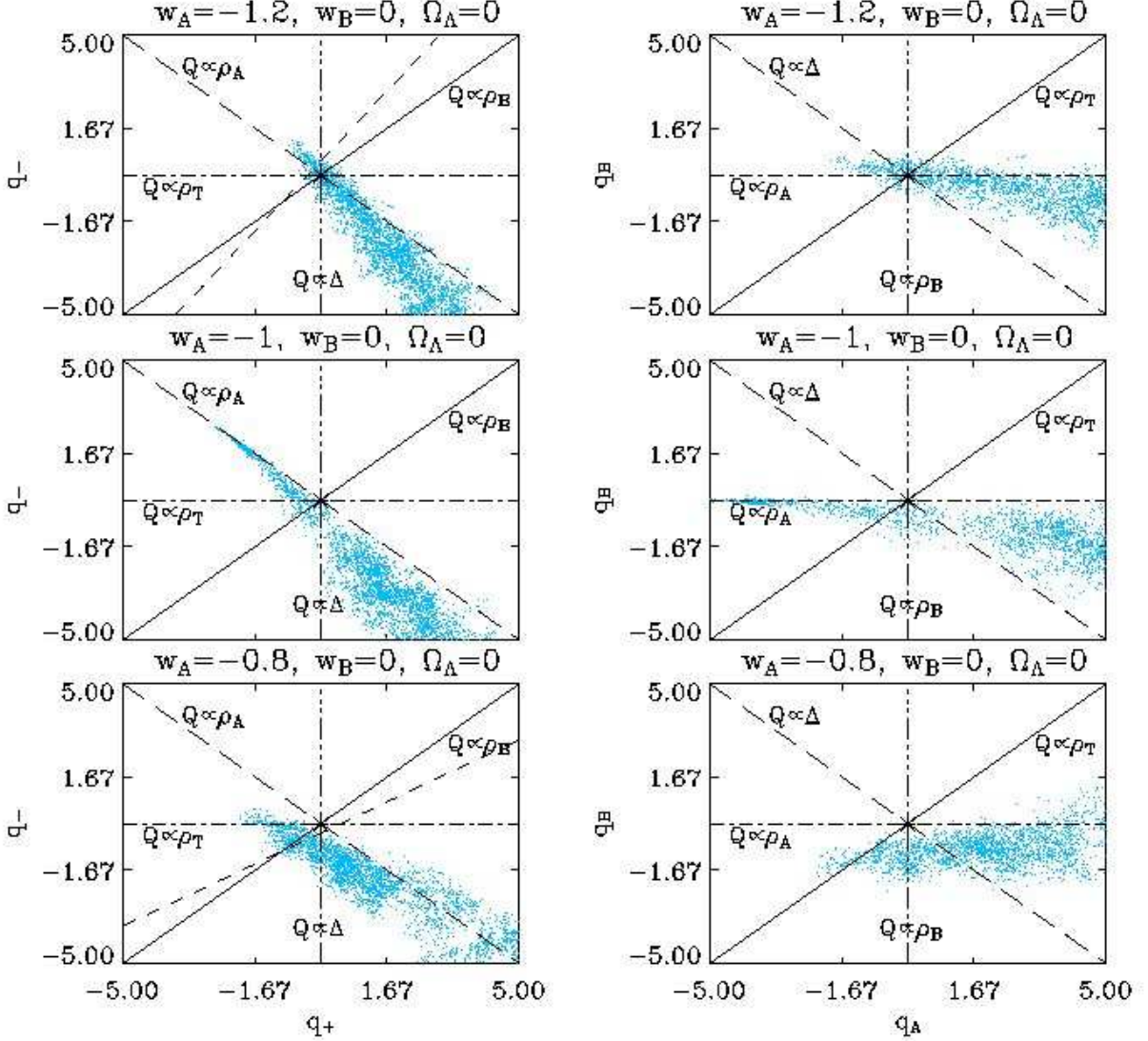


FIG. 4: Coupling diagrams with two-dimensional likelihood for models with $\Omega_\Lambda = 0$. Apart from the short-dashed line that represents an affine evolution with $\beta_{+/-} = -1$, all the other lines are labeled with the corresponding type of coupling function (e.g. the solid line on the left side diagrams represents a coupling function $Q \propto \rho_B$ (model I), while on the right side diagrams it represents $Q \propto \rho_T$ (model II)). The energy density parameter at present is fixed at its best fit value, respectively $\Omega_{0A} = 0.63, 0.65, 0.76$.

ergy densities plus a constant term: any coupling of this type can approximate at late time a more general coupling function. We have studied the stability of the system and shown that an effective cosmological constant can arise both from the constant part q_0 of the function Q and from an effective cosmological constant-like EoS. We have also examined the dynamics of the energy density parameters, and evaluated the fixed points and the corresponding eigenvalues, for the most general form of linear coupling. We have then restricted the analysis to some specific linear couplings previously considered in the literature (model I, II, III). Since we are restricting to the background expansion and we have modeled the

coupling function as a late time first order Taylor expansion, a comparison with distance modulus from SN Ia data appeared as our natural step further. We have presented a MCMC analysis for a model with dark matter plus DE using the data set provided in [60]. Considering two representative specific values of the DE parameter w_A , one standard ($w_A > -1$) and the other phantom ($w_A < -1$), we have condensed our results in coupling diagrams, where the points arising from the MCMC chains are drawn together with lines for model I, II and III and for the improper affine (29) affine (14) evolutions, the latter including the Λ CDM model as a subcase. Couplings proportional to the DE density seem favored, mostly for

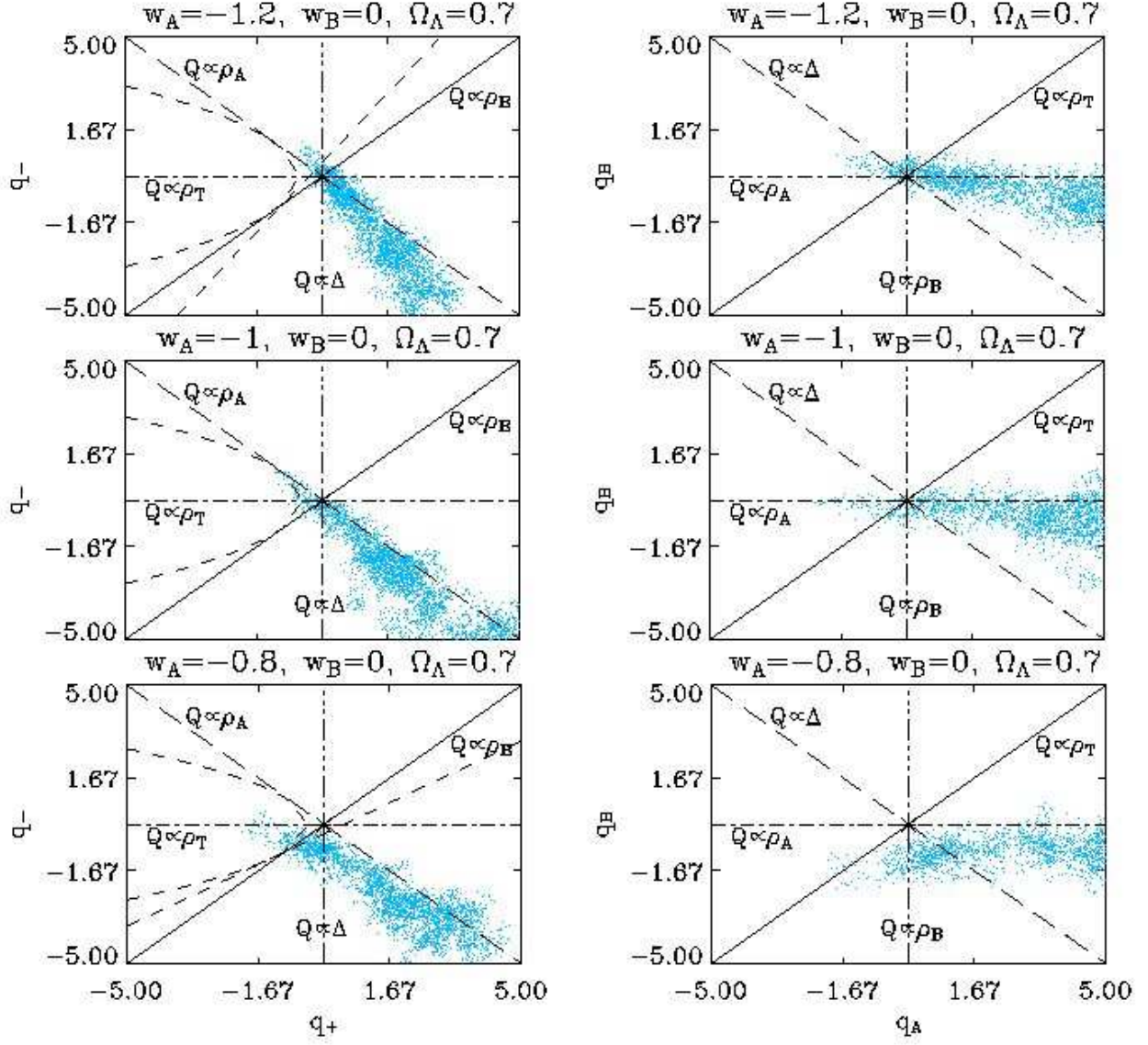


FIG. 5: Coupling diagrams with two-dimensional likelihood for models with $\Omega_\Lambda = 0.7$. All the lines are labeled with the corresponding type of coupling function (e.g. the solid line on the left side diagrams represents a coupling function $Q \propto \rho_B$ (model I), while on the right side diagrams it represents $Q \propto \rho_T$ (model II)). The short-dashed line represents affine evolution with $\beta_{+/-} = -1$ and the short-dashed curve represents affine evolution with $\beta_+ = \beta_-$. The energy density parameter at present is fixed at its best fit value, respectively $\Omega_{0A} = 0.63, 0.65, 0.76$.

strong couplings $|q_A| > 1$. The total sign of the exchange term sets the direction of the interaction: models with phantom w_A definitely prefer positive coupling, i.e. an energy transfer from dark matter to DE. On the other hand, models with non-phantom w_A not only allow for negative Q , but forces the uncoupled model to fall at the border of the likelihood. For further and stronger constraints more complementary data are required, like CMB spectra or matter power spectra. These observables necessitate an accurate relativistic perturbation analysis which is not obvious neither uniquely defined in phenomenological coupled models as those considered here. Moreover,

simplified observable that make no use of perturbation analysis, like the CMB shift parameter, can be strongly model-dependent and, although straightforward, should not be used in models where the evolution, even just that of the unperturbed background, detaches significantly from that of the Λ CDM model. These extended investigations can only be settled with future work.

A. Acknowledgements

We are grateful to Roy Maartens, Betta Majerotto, Jussi Valiviita and other members of ICG (Portsmouth)

for useful discussions. MB work was partly funded by STFC.

-
- [1] V. Springel, C. S. Frenk, and S. D. M. White, *Nature* (London) **440**, 1137 (2006), arXiv:astro-ph/0604561.
- [2] S. Khalil and C. Muñoz, *Contemporary Physics* **43**, 51 (2002), arXiv:hep-ph/0110122.
- [3] D. N. Spergel, R. Bean, O. Doré, M. R. Nolta, C. L. Bennett, J. Dunkley, G. Hinshaw, N. Jarosik, E. Komatsu, L. Page, et al., *The Astrophysical Journal Supplement Series* **170**, 377 (2007).
- [4] J. Dunkley, E. Komatsu, M. R. Nolta, D. N. Spergel, D. Larson, G. Hinshaw, L. Page, C. L. Bennett, B. Gold, N. Jarosik, et al., eprint arXiv **0803**, 586 (2008).
- [5] A. G. Riess, A. V. Filippenko, P. Challis, A. Clocchiatti, A. Diercks, P. M. Garnavich, R. L. Gilliland, C. J. Hogan, S. Jha, R. P. Kirshner, et al., *Astronomical Journal* **116**, 1009 (1998), arXiv:astro-ph/9805201.
- [6] S. Perlmutter, G. Aldering, G. Goldhaber, R. A. Knop, P. Nugent, P. G. Castro, S. Deustua, S. Fabbro, A. Goobar, D. E. Groom, et al., *Astrophys. J.* **517**, 565 (1999), arXiv:astro-ph/9812133.
- [7] A. G. Riess, L.-G. Strolger, S. Casertano, H. C. Ferguson, B. Mobasher, B. Gold, P. J. Challis, A. V. Filippenko, S. Jha, W. Li, et al., *Astrophys. J.* **659**, 98 (2007), arXiv:astro-ph/0611572.
- [8] D. J. Eisenstein, I. Zehavi, D. W. Hogg, R. Scoccimarro, M. R. Blanton, R. C. Nichol, R. Scranton, H.-J. Seo, M. Tegmark, Z. Zheng, et al., *Astrophys. J.* **633**, 560 (2005).
- [9] W. J. Percival, S. Cole, D. J. Eisenstein, R. C. Nichol, J. A. Peacock, A. C. Pope, and A. S. Szalay, *Monthly Notices RAS* **381**, 1053 (2007).
- [10] D. Pietrobon, A. Balbi, and D. Marinucci, *Phys. Rev. D* **74**, 43524 (2006), (c) 2006: The American Physical Society.
- [11] T. Giannantonio, R. Scranton, R. G. Crittenden, R. C. Nichol, S. P. Boughn, A. D. Myers, and G. T. Richards, *Phys. Rev. D* **77**, 123520 (2008), (c) 2008: The American Physical Society.
- [12] E. J. Copeland, M. Sami, and S. Tsujikawa, *International Journal of Modern Physics D* **15**, 1753 (2006), (c) 2006: World Scientific Publishing Company.
- [13] R. Durrer and R. Maartens, *General Relativity and Gravitation* **40**, 301 (2008), (c) 2008: Springer Science+Business Media, LLC.
- [14] W. J. Percival, R. C. Nichol, D. J. Eisenstein, D. H. Weinberg, M. Fukugita, A. C. Pope, D. P. Schneider, A. S. Szalay, M. S. Vogeley, I. Zehavi, et al., *The Astrophysical Journal* **657**, 51 (2007), (c) 2007: The American Astronomical Society.
- [15] D. N. Spergel, L. Verde, H. V. Peiris, E. Komatsu, M. R. Nolta, C. L. Bennett, M. Halpern, G. Hinshaw, N. Jarosik, A. Kogut, et al., *The Astrophysical Journal Supplement Series* **148**, 175 (2003), (c) 2003: The American Astronomical Society.
- [16] M. Tegmark, M. A. Strauss, M. R. Blanton, K. Abazajian, S. Dodelson, H. Sandvik, X. Wang, D. H. Weinberg, I. Zehavi, N. A. Bahcall, et al., *Phys. Rev. D* **69**, 103501 (2004), arXiv:astro-ph/0310723.
- [17] M. Visser, *Science* **276**, 88 (1997).
- [18] M. Bruni, G. F. R. Ellis, and P. K. S. Dunsby, *Classical Quantum Gravity* **9**, 921 (1992).
- [19] R. R. Caldwell, *Physics Letters B* **545**, 23 (2002), (c) 2002 Elsevier Science B.V.
- [20] R. R. Caldwell, M. Kamionkowski, and N. N. Weinberg, *Physical Review Letters* **91**, 71301 (2003), (c) 2003: The American Physical Society.
- [21] A. Balbi, M. Bruni, and C. Quercellini, *Phys. Rev. D* **76**, 103519 (2007), arXiv:astro-ph/0702423.
- [22] K. N. Ananda and M. Bruni, *Phys. Rev. D* **74**, 023523 (2006), arXiv:astro-ph/0512224.
- [23] K. N. Ananda and M. Bruni, *Phys. Rev. D* **74**, 023524 (2006), arXiv:gr-qc/0603131.
- [24] C. Quercellini, M. Bruni, and A. Balbi, *ArXiv e-prints* **706** (2007), 0706.3667.
- [25] H. B. Sandvik, M. Tegmark, M. Zaldarriaga, and I. Waga, *Phys. Rev. D* **69**, 7 (2004).
- [26] V. Gorini, A. Y. Kamenshchik, U. Moschella, O. F. Piattella, and A. A. Starobinsky, arXiv **astro-ph** (2007).
- [27] D. Pietrobon, A. Balbi, M. Bruni, and C. Quercellini, in preparation (2008).
- [28] M. Kunz, eprint arXiv p. 2615 (2007), 4 pages, 2 figures; v2: some references added.
- [29] D. K. Arrowsmith and C. M. Place, *Dynamical Systems: Differential Equations, Maps, and Chaotic Behaviour* (Chapman and Hall, London, 1992).
- [30] J. Wainwright and G. F. R. Ellis, *Dynamical Systems in Cosmology* (Cambridge University Press, Cambridge, 1997).
- [31] D. Wands, E. J. Copeland, and A. R. Liddle, in *Texas/PASCOS '92: Relativistic Astrophysics and Particle Cosmology*, edited by C. W. Akerlof and M. A. Srednicki (1993), vol. 688 of *New York Academy Sciences Annals*, pp. 647–652.
- [32] M. Bruni, *Physical Review D (Particles)* **47**, 738 (1993), (c) 1993: The American Physical Society.
- [33] L. Amendola, D. Bellisai, and F. Occhionero, *Physical Review D (Particles)* **47**, 4267 (1993), (c) 1993: The American Physical Society.
- [34] M. Bruni and K. Piotrkowska, *Monthly Notice of the Royal Astronomical Society* **270**, 630 (1994).
- [35] M. Bruni, S. Matarrese, and O. Pantano, *Astrophysical Journal* **445**, 958 (1995).
- [36] M. Bruni, S. Matarrese, and O. Pantano, *Physical Review Letters* **74**, 1916 (1995), (c) 1995: The American Physical Society.
- [37] E. J. Copeland, A. R. Liddle, and D. Wands, *Physical Review D (Particles)* **57**, 4686 (1998), (c) 1998: The American Physical Society.
- [38] C. G. Boehmer, G. Caldera-Cabral, R. Lazkoz, and R. Maartens, *ArXiv e-prints* **801** (2008), 0801.1565.
- [39] E. Majerotto, D. Sapone, and L. Amendola, *ArXiv As-*

- trophysics e-prints (2004), astro-ph/0410543.
- [40] G. Olivares, F. Atrio-Barandela, and D. Pavón, Phys. Rev. D **74**, 043521 (2006), arXiv:astro-ph/0607604.
- [41] Z.-K. Guo, N. Ohta, and S. Tsujikawa, Phys. Rev. D **76**, 023508 (2007), arXiv:astro-ph/0702015.
- [42] M. Quartin, M. O. Calvao, S. E. Joras, R. R. R. Reis, and I. Waga, ArXiv e-prints **802** (2008), 0802.0546.
- [43] V. Pettorino and C. Baccigalupi, ArXiv e-prints **802** (2008), 0802.1086.
- [44] J. D. Barrow and T. Clifton, Phys. Rev. D **73**, 103520 (2006), arXiv:gr-qc/0604063.
- [45] J. Valiviita, E. Majerotto, and R. Maartens, eprint arXiv **0804**, 232 (2008).
- [46] P. K. S. Dunsby, M. Bruni, and G. F. R. Ellis, Astrophysical Journal **395**, 54 (1992).
- [47] M.-N. Célérier, ArXiv Astrophysics e-prints (2007), astro-ph/0702416.
- [48] C. Wetterich, Nucl. Phys. B. **302** (1988).
- [49] C. Wetterich, Astronomy and Astrophysics **301**, 321 (1995), arXiv:hep-th/9408025.
- [50] L. Amendola, Phys. Rev. D **62**, 043511 (2000), arXiv:astro-ph/9908023.
- [51] L. Amendola and D. Tocchini-Valentini, Phys. Rev. D **64**, 043509 (2001), arXiv:astro-ph/0011243.
- [52] L. Amendola and C. Quercellini, Phys. Rev. D **68**, 023514 (2003), arXiv:astro-ph/0303228.
- [53] L. Amendola and C. Quercellini, Physical Review Letters **92**, 181102 (2004), arXiv:astro-ph/0403019.
- [54] A. de la Macorra, Journal of Cosmology and Astro-Particle Physics **1**, 30 (2008), arXiv:astro-ph/0703702.
- [55] M. Manera and D. F. Mota, MNRAS **371**, 1373 (2006), arXiv:astro-ph/0504519.
- [56] T. Multamaki, J. Sainio, and I. Vilja, ArXiv e-prints **710** (2007), 0710.0282.
- [57] R. Mainini and S. Bonometto, Journal of Cosmology and Astro-Particle Physics **6**, 20 (2007), arXiv:astro-ph/0703303.
- [58] E. Abdalla, L. R. Abramo, L. Sodre, and B. Wang, ArXiv e-prints **710** (2007), 0710.1198.
- [59] L. P. Chimento, M. Forte, and G. M. Kremer, ArXiv e-prints **711** (2007), 0711.2646.
- [60] T. M. Davis, E. Mortsell, J. Sollerman, A. C. Becker, S. Blondin, P. Challis, A. Clocchiatti, A. V. Filippenko, R. J. Foley, P. M. Garnavich, et al. (2007), astro-ph/0701510.
- [61] W. L. Freedman, B. F. Madore, B. K. Gibson, L. Ferrarese, D. D. Kelson, S. Sakai, J. R. Mould, R. C. Kenicutt, Jr., H. C. Ford, J. A. Graham, et al., Astrophys. J. **553**, 47 (2001), arXiv:astro-ph/0012376.