

Non-volatile resistive switching in dielectric superconductor $\text{YBa}_2\text{Cu}_3\text{O}_{7-\delta}$

C. Acha*

*Departamento de Física, FCEyN, Universidad de Buenos Aires,
Ciudad Universitaria, (C1428EHA) Buenos Aires, Argentina*

M. J. Rozenberg

*Departamento de Física, FCEyN, Universidad de Buenos Aires,
Ciudad Universitaria, (C1428EHA) Buenos Aires, Argentina and*

Laboratoire de Physique des Solides, CNRS-UMR8502, Université de Paris-Sud, Orsay 91405, France

(Dated: October 24, 2018)

We report on the reversible, nonvolatile and polarity dependent resistive switching between superconductor and insulator states at the interfaces of a Au/ $\text{YBa}_2\text{Cu}_3\text{O}_{7-\delta}$ (YBCO)/Au system. We show that the superconducting state of YBCO in regions near the electrodes can be reversibly removed and restored. The possible origin of the switching effect may be the migration of oxygen or metallic ions along the grain boundaries that control the intergrain superconducting coupling. Four-wire bulk resistance measurements reveal that the migration is not restricted to interfaces and produce significant bulk effects.

PACS numbers:

The improvement of the performance of silicon based electronic memories is expected to begin reaching its limits in a decade or two. This is motivating a great deal of activity in the search for alternative technologies. Among the most promising candidates one finds the resistive switching (RS) effect in capacitor like metal/transition-metal oxide/metal structures. It basically consists of the sudden change on the conductance of the system upon a strong electric voltage application on the electrodes. The key features are that the changes are non-volatile and reversible. The RS effect has already been reported in systems with a wide range of transition-metal oxide dielectric. Most of the work has focused on thin films [1, 2], however, it is also observed using bulk ceramic dielectrics [3, 4]. Up to now, most of the work indicates that the effect occurs in regions near the contact interfaces [5], nevertheless, there is still not a consensus on the physical origin of the switching mechanism [6, 7, 8].

In this letter we demonstrate the RS effect in a system where the dielectric is the cuprate perovskite $\text{YBa}_2\text{Cu}_3\text{O}_{7-\delta}$ (YBCO) which is a high critical temperature superconductor. We use a ceramic YBCO which shows metallic resistivity and a superconducting transition at $T_c \simeq 90$ K. This is in contrast to all previous reports that used insulating or semiconducting dielectrics. Since our main focus is to unveil the physical mechanism of the switching, we consider a bulk dielectric where by means of a multi-electrode configuration one can study the switching of the interfaces an bulk behavior independently. After intense electric pulsing of a given polarity, we find that one interface becomes less resistive showing

signatures of a superconducting transition at T_c . The other becomes more resistive and semiconductive without showing any anomaly at T_c . Interestingly, upon intense electric pulsing with the opposite polarity, the behavior of the resistance of the interfaces is interchanged. This switching effect is non-volatile and implies that superconductivity can be both, suppressed and restored by electric pulsing. In addition, using a four-wire measurement, we find that the resistance of the bulk dielectric beneath the pulsed electrodes is affected by the amount of pulsing and that the effect is at least partially reversible. Therefore, the pulsing induces a change in the oxide which may extend over hundreds of microns from the contact interfaces into the bulk. We shall argue that our observations suggest that strong electric pulsing may cause migration of either oxygen or metallic ions along higher ion mobility regions, such as grain boundaries of YBCO.

To study the RS effect we fabricated two configurations of contact electrodes (A and B) on a ceramic YBCO ($J_c(77\text{ K}) \simeq 10^3$ A/cm²). Samples were synthesized following a similar procedure to the one described elsewhere [9]. Contacts were made by sputtering gold onto the entire width of one of the faces of a YBCO slab (8x4x0.5 mm³) and by using silver paint to fix the copper leads. The mean electrode's width was 1 mm while their mean separation was between 0.4 to 0.8 mm. The superconducting transition of our sample and the contact configurations are shown in Fig. 1. Square pulses of 10 V and 0.1 ms at 1 kHz were applied to electrodes 5-6 (7-8) of configuration A (B). The maximum power applied during pulsing treatments was 0.25 W during 20 s, so that overheating is not expected to play a relevant role on the observed effects. Resistance was measured using a standard DC technique with a small positive and negative test current (10 to 100 μ A). To measure a particular electrode's resistance, current was forced to flow through that electrode and a third electrode, as depicted in Fig. 1

*Fellow of CONICET of Argentina; Electronic address: acha@df.uba.ar

(configuration A). In this way, the measured quantity is the contact resistance plus a bulk YBCO contribution. The bulk resistance of the sample R_{4W} (proportional to the sample resistivity) was measured independently, using a standard four-wire technique (configuration A). The initial resistance of contacts were in the range of 20 to 1000 Ω , while the bulk YBCO resistance was about 0.1 Ω for T above T_c . Thus the bulk contribution in configuration A was always small or negligible.

Fig. 2 shows the time evolution at room temperature of the contact resistance of the two pulsed electrodes ($R_1 = V_{56}/I_{52}$ and $R_2 = V_{56}/I_{16}$). The pulses were applied in trains of 20,000 producing the large switching transitions. The polarity applied to electrode 5 of the successive trains is indicated in the figure. The resistance changes were non-volatile and had a factor of up to 100 between the low and high resistance states. A remarkable feature of the observed resistive switching is that it always showed complementary behavior, ie, when one interface increased its resistance the other one decreased it. This type of behavior has also been observed in systems with manganite dielectrics [3, 8]. We checked that the instabilities and the slow relaxation observed during the measurements were not due to sample heating. While in most instances the cathode was associated with a lower resistance state, this correlation was not always observed.

To further characterize the switching mechanism, we investigated the temperature dependence of the contact resistances. The results shown in Fig. 3 were obtained by first applying a train of pulses at room temperature that set one interface in the high resistance state (HRS) and the other in the low resistance state (LRS). The two contact resistances were measured simultaneously as the system was cooled down. Then the sample is brought back to room temperature, a new train of pulses of op-

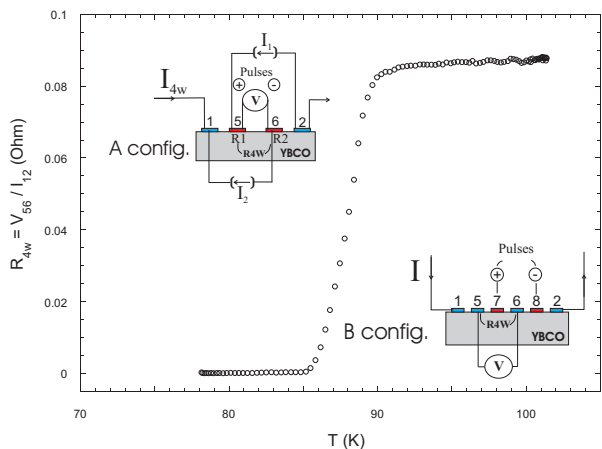


FIG. 1: (Color online) Temperature dependence of R_{4W} (V_{56}/I_{12}) of the YBCO sample before applying pulses ($T_c \simeq 90$ K). The inset shows the two contact configurations studied.

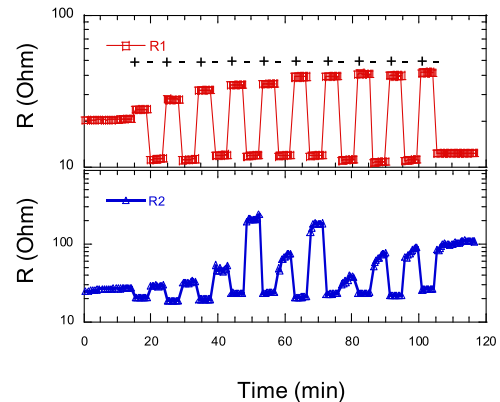


FIG. 2: (Color online) Room temperature time dependence of R_1 (V_{56}/I_{52}) and R_2 (V_{56}/I_{16}) while applying 2×10^4 (+ = +5;-6) and (- = -5;+6) electric field pulses using the A contact configuration.

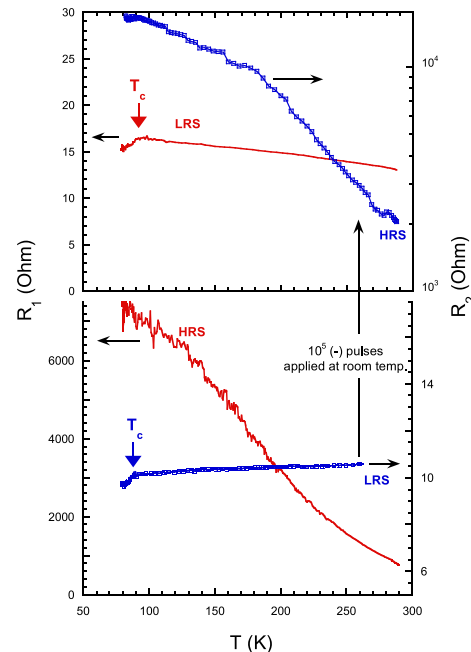


FIG. 3: (Color online) Temperature dependence of both pulsed electrodes, before and after applying over 10^5 negative (-5; +6) pulses, using the A contact configuration at room temperature. In the LR regime, the contact resistance is small and tracks the R_{4W} resistance, particularly its superconducting transition.

posite polarity is applied that produced the inversion of the resistive state of the contacts, and the resistance was measured under a new cooling process. We observed that if pulses were applied at low temperatures (~ 100 K), they produced substantially smaller effects. The resistance in the HRS steeply increases with decreasing temperature, while in the LRS it has a relatively weak temperature dependence. The most interesting feature is that the LRS showed a significant drop in the resistance at T_c , while the HRS did not show any similar anomaly.

It is important to note that the observed drops in the contact resistances R_1 and R_2 are about 1 Ω (see

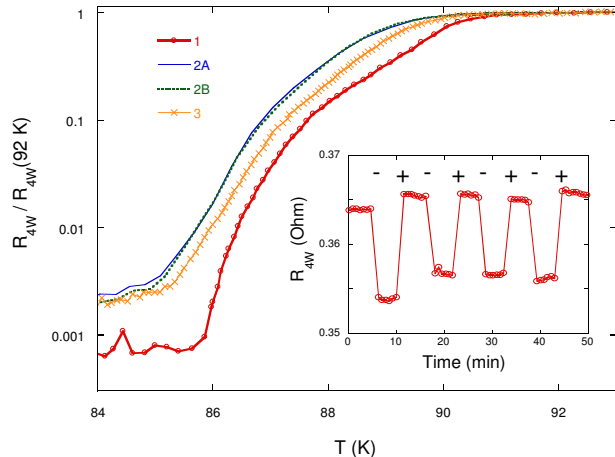


FIG. 4: (Color online) Superconducting transition sensitivity to pulses of opposite polarity, measured using the B configuration. All the pulses were applied at room temperature. The T_c onset remains unchanged. $R_{4W} = V_{56}/I_{12}$; (1) initial sample, (2A) 10^7 + cumulated pulses, width=100 μ s; 1 kHz, 10 V between electrodes 7 (+) and 8 (-). (2B) is sample 2A measured 1 month later to check stability and repeatability. (3) 10^8 – cumulated pulses. The inset shows the reversible behavior of R_{4W} upon applying trains of $2 \cdot 10^4$ pulses of opposite polarity at room temperature.

the LRS regime in Fig. 3). Therefore, they cannot be ascribed to a bulk change since the data of Fig. 1 demonstrates that contribution of the bulk can be *at most* one order of magnitude smaller than the observed drops. The implication of this observation is that pulsing can actually suppress and *restore* the superconducting state of the YBCO material in the neighborhood of the pulsed electrodes.

The natural questions that we now confront are: (i) what is the physical mechanism that can suppress and restore the superconducting state?, and (ii) what is the spatial extension of those regions?

Key insight on these issues was obtained from the study of the bulk resistance $R_{4W} = V_{56}/I_{12}$ that involves a bulk region section of the sample directly beneath electrode 7 in the contact configuration B. More precisely, we focused on the influence of electric pulsing on the bulk superconducting transition temperature and lineshape. Results are shown in Fig. 4. We firstly characterized the superconducting transition of the pristine sample. Then, at room temperature, we applied a long train of 10^7 (+) polarity pulses on electrode 7. Although local overheating can not ruled out during this operation, only a small increase of temperature was detected in the closest thermometer to sample. We then measured again the superconducting transition and, within our experimental resolution, we observed that the onset of superconductivity T_c remained unchanged while both, the temperature width of the transition and the residual resistance below

T_c , exhibited significant increase. The measurement was repeated on the stored sample one month later, showing negligible relaxation, and, in addition, confirming the stability and the thermal repeatability of our experimental setup. Upon application of a reversed (-) polarity train of pulses at room temperature, the effect on the superconducting transition was reversed. However, the observed reversion was only partial, and with even up to $2 \cdot 10^8$ (-) pulses we were not able to bring the sample back to the initial condition. We checked that this was still the case also for a successive change of the polarity of the electric excitation. On the other hand, we did obtain a fully reversible effect for the bulk resistance switching at room temperature, as is shown in the inset of Fig. 4. These observations have several implications. Firstly, the reversible control of the bulk resistance suggest that pulsing affects the inter-grain Josephson junctions coupling, supported by the observed suppression and restoration of superconductivity without a change in its onset temperature value T_c . [10] Secondly, the effect on the coupling between ceramic grains is also consistent with the observed increase in the residual resistance, which is associated to a suppression of superconducting percolating paths between measuring voltage electrodes. Finally, the fact that R_{4W} probes resistance changes of regions of YBCO that are relatively far from the pulsed electrodes (~ 1 mm), implies that pulsing may continue to produce significant effects up to hundreds of microns away from the pulsed contacts.

The peculiar effects of electric pulsing on the superconducting state of YBCO revealed by our study provides clear fingerprints that the underlying physical mechanism for resistive switching involves the control of the inter-grain coupling. Most likely, this results from migration of either oxygen or some metallic ion along the grain boundaries, where their diffusion may be strongly enhanced by electric fields. From the extensive studies done on cuprate superconductors, it is well known that metallic-ion migration at grain interfaces is one of the most effective parameters affecting the superconducting properties of polycrystalline samples [10, 11, 12]. On the other hand, the diffusion of oxygen-ion may provoke the oxidation/reduction of the inter-grain boundaries beneath the anode/cathode. From a more general perspective, the inter-grain coupling control through ion migration in grain boundaries is likely to be a common phenomenon to all types of polycrystalline perovskites. Therefore, one may argue that this mechanism may naturally account for the surprising universality of the resistive switching effect in transition metal oxides [8, 13, 14].

This work was partially supported by UBACyT (X198), ANPCyT PICT 03-13517 and 02-11609, CONICET PIP 5609 and ECOS-Sud grants. We are indebted to V. Bekeris and P. Levy for very fruitful discussions.

-
- [1] A. Baikalov, Y. Q. Wang, B. Shen, B. Lorenz, S. Tsui, Y. Y. Sun, Y. Y. Xue, and C. W. Chu, *Appl. Phys. Lett.* **83**, 957 (2003).
- [2] D. Choi, D. Lee, H. Sim, M. Chang, and H. Hwang, *Appl. Phys. Lett.* **88**, 082904 (2006).
- [3] S. Tsui, A. Baikalov, J. Cmaidalka, Y. Y. Sun, Y. Q. Wang, Y. Y. Xue, C. W. Chu, L. Chen, and A. J. Jacobson, *Appl. Phys. Lett.* **85**, 317 (2004).
- [4] M. Quintero, A. G. Leyva, and P. Levy, *Appl. Phys. Lett.* **86**, 242102 (2005).
- [5] X. Chen, N. J. Wu, J. Strozier, and A. Ignatiev, *Appl. Phys. Lett.* **87**, 233506 (2005).
- [6] M. Hamaguchi, K. Aoyama, S. Asanuma, Y. Uesu, and T. Katsufuji, *Appl. Phys. Lett.* **88**, 142508 (2006).
- [7] Y. Sato, K. Kinoshita, M. Aoki, and Y. Sugiyama, *Appl. Phys. Lett.* **90**, 033503 (2007).
- [8] M. Quintero, P. Levy, A. G. Leyva, and M. J. Rozenberg, *Phys. Rev. Lett.* **98**, 116601 (2007).
- [9] L. Porcar, D. Bourgault, R. Tournier, J. M. Barbut, M. Barrault, and P. Germi, *Physica C* **275**, 1997 (1997).
- [10] H. Hilgenkamp and J. Mannhart, *Rev. Mod. Phys.* **74**, 485 (2002, and references therein).
- [11] J. P. Sydow, M. Berninger, R. A. Buhrman, and B. H. Moeckly, *IEEE Trans. Appl. Superconduct.* **9**, 2993 (1999).
- [12] M. A. Navacerrada, M. L. Lucía, and F. Sánchez-Quesada, *Europhys. Lett.* **54**, 387 (2001).
- [13] K. Szot, W. Speier, G. Bihlmayer, and R. Waser, *Nature Materials* **5**, 312 (2006).
- [14] Y. B. Nian, J. Strozier, N. J. Wu, X. Chen, and A. Ignatiev, *Phys. Rev. Lett.* **98**, 146403 (2007).