

Vanishing Hall Coefficient in the Extreme Quantum Limit in Photocarrier-Doped SrTiO₃

Y. Kozuka,^{1,*} T. Susaki,¹ and H. Y. Hwang^{1,2}

¹*Department of Advanced Materials Science, University of Tokyo, Kashiwa, Chiba 277-8561, Japan*

²*Japan Science and Technology Agency, Kawaguchi, 332-0012, Japan*

We have investigated the extreme quantum limit of photogenerated electrons in quantum paraelectric SrTiO₃. This regime is distinct from conventional semiconductors, due to the large electron effective mass and large lattice dielectric constant. At low temperature, the magnetoresistance and Hall resistivity saturate at high magnetic field, deviating from conventional behavior. As a result, the Hall coefficient vanishes on the scale of the ratio of the Landau level splitting to the thermal energy, indicating the essential role of lowest Landau level occupancy, as limited by thermal broadening.

PACS numbers: 72.20.My, 72.40.+w, 71.70.Di, 77.84.Bw

Magnetotransport properties in the extreme quantum limit [1], where only the lowest Landau level is partially occupied, has been an attractive topic in semiconductor physics as a natural extension of the Shubnikov-de Haas effect in three dimensions [2] and integer quantum Hall effect in two dimensions [3]. The requirements to reach the quantum limit are [1]

$$\omega_c \tau > 1, \quad (1)$$

$$\hbar \omega_c > E_F, kT, \quad (2)$$

where $\omega_c = eH/m^*$ is the cyclotron frequency (e is the elementary charge, H is the magnetic field, and m^* is the electron effective mass), τ is the carrier relaxation time, E_F is the Fermi energy, and kT is the thermal energy. In bulk semiconductors, there are few candidates to reach the quantum limit because a carrier density $n < 10^{17} \text{ cm}^{-3}$ is needed, based on condition (2) within a free carrier approximation under a typical laboratory magnetic field of 10 T. Since most semiconductors are insulating in the range of such low n , it is difficult to maintain sufficiently high electron mobility to satisfy condition (1). According to the Mott criterion, the critical carrier density for a metal-insulator transition is given by $n_c \simeq (0.25/a^*)^3$, where $a^* = \epsilon \hbar^2 / m^* e^2$ is the effective Bohr radius (ϵ is the dielectric constant) [4]. Applying the Mott criterion to condition (2), we find a necessary condition as $\epsilon_r / m_r > 1.3 \times 10^3$, where ϵ_r and m_r are defined by ϵ / ϵ_0 (ϵ_0 is the vacuum permittivity) and m^* / m_0 (m_0 is the bare electron mass), respectively. In terms of this requirement, the quantum limit has been extensively studied in narrow-gap semiconductors such as InSb ($m^* = 0.014m_0$, $\epsilon_r = 16$) and Hg_{1-x}Cd_xTe ($x \simeq 0.2$, $m^* = 0.007m_0$, $\epsilon_r = 17$) because of their extremely small effective mass [5]. In this limit, magnetic freeze-out has usually been observed, in which the magnetic field induces the localization of carriers by shrinking the electron wavefunction. Wigner crystallization has also been proposed as the high-field ground state [6, 7].

Quantum paraelectric materials such as SrTiO₃ can

provide alternative materials candidates due to the large lattice dielectric constant, exceeding 20,000 at low temperature [8]. In addition, electrons can have rather high Hall mobility $\mu (> 10,000 \text{ cm}^2 \text{ V}^{-1} \text{ s}^{-1})$, easily satisfying condition (1) [9]. However, the large effective mass ($m^* = 1.2m_0$ [10]) dictates that the approach to the quantum limit is rather different than for narrow-gap semiconductors. In those systems with small m^* , intermediate temperatures are sufficient to meet condition (1) because of the large Landau level splitting. Similarly, at low temperatures E_F can also be relatively large, so that the starting point under zero magnetic field is a degenerate electron gas. With increasing magnetic field, nondegeneracy is caused by the lowering of E_F following $E_F \propto 1/H^2$ [7]. By contrast, for SrTiO₃, the small Landau level splitting requires low temperature and low E_F . At such low densities, the experimentally accessible zero field state is a nondegenerate electron gas. Thus, the regime of the quantum limit obtained in SrTiO₃ is rather unique, and has never been experimentally studied.

In this Letter, we report the results of magnetotransport studies of SrTiO₃ in the nondegenerate quantum limit down to 2 K. We have used photocarrier doping to create a homogeneous, low carrier density electron gas far below that accessible by chemical substitution. Chemical doping is further limited by a tendency toward intrinsic clustering, as observed for oxygen vacancies [11, 12, 13]. Although the low-field magnetotransport properties exhibited conventional semiconductor behavior, as previously reported [14, 15, 16], at high magnetic fields the transverse magnetoresistance and Hall resistivity saturate. This results in a strong drop in the magnetic field dependent Hall coefficient, which was well scaled by $\hbar \omega_c / kT$, indicating a tendency toward a vanishing Hall coefficient for the partially occupied lowest Landau level, dominantly limited by thermal effects. This scaling was found to be robust over almost 2 decades in carrier density.

SrTiO₃ single crystals were cut into typical dimensions of $3.0 \times 0.5 \times 0.5 \text{ mm}^3$, and electrical contacts were made

by In ultrasonic soldering at the sides of the sample. The experimental details of the photoconductivity measurements have been given previously [16]. The light intensity and wavelength were fixed to constant values of ~ 0.05 mW/cm² (unless otherwise indicated) and $\lambda = 380$ nm. At this wavelength, just at the band edge, the carrier density profile perpendicular to the sample surface can be neglected because of the large optical penetration depth, far exceeding the thickness of the crystal (the light intensity is estimated to vary by $< 10\%$ through the thickness of the sample) [17]. In these conditions, the photoconductivity of SrTiO₃ has been well established. The photogenerated carriers thermalize on the time scale of $\hbar/kT = 4 \times 10^{-12}$ s (2 K), while the photoluminescent decay (roughly the carrier lifetime) is ~ 1 ms at low temperatures [18]. Thus under continuous illumination, a steady-state quasi-equilibrium is achieved. The mobile carriers are electrons, the holes are trapped, and the low-field magnetotransport coefficients are typical of electron-doped SrTiO₃ [9, 14, 15, 16]. The temperature dependence of the low-field transport properties (0 T data) for these studies are given in Fig. 1 (a)-(c). To summarize the basic parameters of the photogenerated electrons under these illumination conditions, a 3D electron gas is formed with $n(2\text{ K}) = 2 \times 10^{13}$ cm⁻³, $E_F/k = 27$ mK, and $\hbar/\tau(2\text{ K}) = 0.8$ K.

Figure 1 (d) and (e) shows the transverse magnetoresistance and Hall resistivity ρ_{xy} of SrTiO₃ (100) as a function of magnetic field with varying temperature. ρ_{xy} is normalized by the Hall coefficient $R_H = \rho_{xy}/H$ in the low-field limit. At low field, ρ_{xx} and ρ_{xy} are well described by conventional expressions, $\rho_{xx} = \zeta(\mu H)^2$ (ζ is a constant of order one) and $\rho_{xy} = H/ne$, respectively. At high fields however, particularly with decreasing temperature, ρ_{xy} saturates. We confirmed that this nonlinearity is also present in the cases of $H||\langle 110 \rangle$ and $H||\langle 111 \rangle$ by using different orientation samples, ruling out anisotropic effects. To further examine this unusual feature, the normalized magnetic field dependent Hall coefficient $R_H(H)$ is given in Fig. 2 (a). R_H is almost constant at higher temperature, while it rapidly decreases by an order of magnitude by 2 K.

A number of scenarios for this drop in R_H within a Boltzmann transport picture can be ruled out. A real increase in n induced by magnetic field would imply a dramatic drop in μ [10 T data in Fig. 1 (a)-(c)], highly inconsistent with the negligible doping dependence observed in this range of density [16]. In spite of the resemblance to the magnetic anomalous Hall effect [19], our results imply a loss of scattering at high fields, not additional spin scattering at low fields. Similarly, we can exclude the explanation of multi-band conduction or magnetic breakdown, because $R_H = 1/n_{eff}e$ is a robust result in the high-field limit, where n_{eff} is potentially a net compensated carrier density [19].

To understand what determines the magnetic field

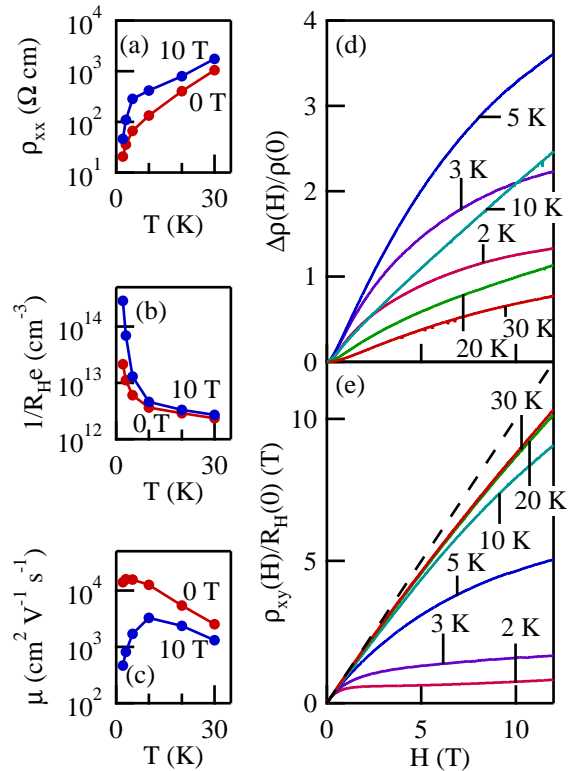


FIG. 1: (Color online) Temperature dependence of (a) resistivity ρ_{xx} , (b) $1/R_H e$, and (c) mobility μ of photocarrier-doped SrTiO₃ at 0 T and 10 T under continuous illumination at $\lambda = 380$ nm, 0.05 mW/cm². (d) Transverse magnetoresistance and (e) Hall resistivity normalized by the low-field Hall coefficient as a function of magnetic field.

scale for the saturation in ρ_{xy} , it is helpful to consider the hierarchy of the relevant energies. Since E_F is so small, the nondegenerate electrons have kT energy. This is also larger than scattering effects for all of these measurements ($kT > \hbar/\tau$), given the high electron mobility ($\omega_c \tau = 17$ at 2 K at the maximum field of 12 T, using the low-field transport coefficients). In this case, the nondegenerate quantum limit is determined by the ratio $\hbar\omega_c/kT$, which gives the scale for having well-defined lowest Landau level occupancy. Figure 2 (b) shows that the loss of R_H is set by this scale.

Perhaps the phenomenologically closest observation to these results is the $\sim 10 - 40\%$ reduction of R_H in narrow-gap semiconductors, just prior to the onset of magnetic freeze-out (sometimes referred to as the “Hall dip” or “Hall plateau”) [20, 21, 22]. Scenarios proposed to explain this feature include inhomogeneous metallic clusters [20], three-dimensional quantum Hall effect [21], and Zeeman splitting of the lowest Landau level [22]. Although these theories predict R_H reduction around the critical field for magnetic freeze-out, strong divergence

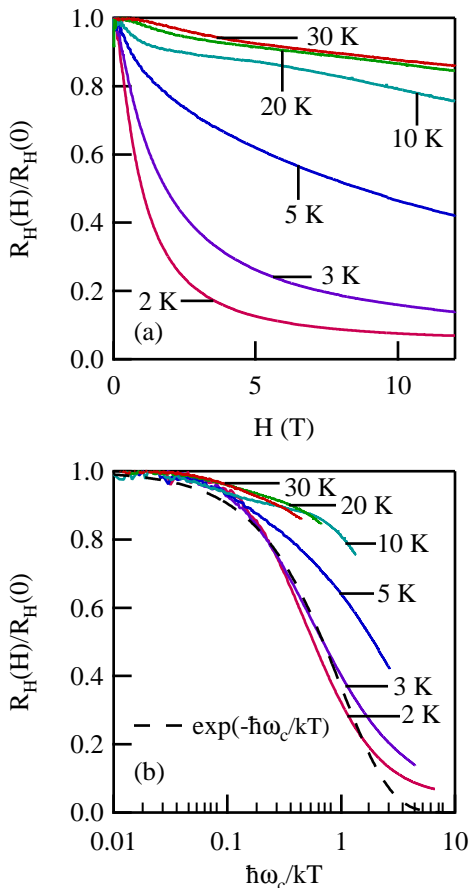


FIG. 2: (Color online) Hall coefficient of photocarrier doped SrTiO₃ ($\lambda = 380$ nm, 0.05 mW/cm²), normalized by its low-field value as a function of (a) magnetic field and (b) $\hbar\omega_c/kT$. The dashed line in (b) indicates the Boltzmann function.

of ρ_{xx} and ρ_{xy} has been experimentally observed in the extreme quantum limit, which is absent in our measurements. The form of this divergence has been argued by some to suggest a Wigner crystal [6, 7]. One of the key parameters for magnetic freeze-out is the binding energy E_B , which is strongly affected by m^* , similar to the other energies discussed above. E_B in the high field limit can be approximated as [23]

$$E_B(H) \simeq \frac{\hbar^2}{2m^*a^*} \left[\ln \left(\frac{a^*}{l} \right)^2 \right]^2, \quad (3)$$

where $l = \sqrt{\hbar/eH}$ is the magnetic length. Even at 10 T the binding energy corresponds to $\simeq 1.4$ K for SrTiO₃. The large m^* pushed the state of magnetic freeze-out to the regime of extremely low temperature and high magnetic field, and thus would appear unrelated to the saturation in ρ_{xy} observed here.

We also note that the form suggested for partial freeze-

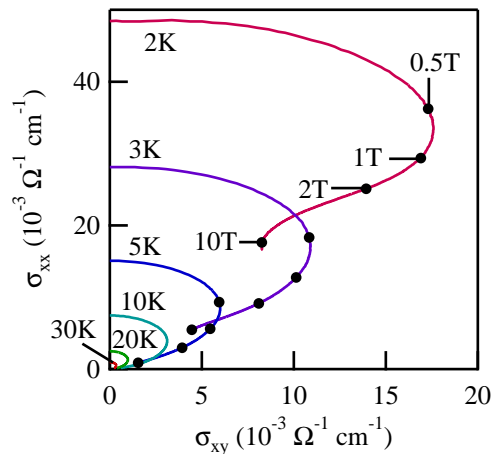


FIG. 3: (Color online) σ_{xx} as a function of σ_{xy} for photocarrier doped SrTiO₃ ($\lambda = 380$ nm, 0.05 mW/cm²). The points corresponding to $H=0.5$ T, 1 T, 2 T, and 10 T are shown for the data at 5 K and below.

out in magnetic clusters [20] does not describe our data. Instead, the simplest approximation is the Boltzmann function, as shown in Fig. 2 (b). Although the significance of this is presently unclear, it is striking that the crossover in R_H to the extreme quantum limit follows a classical form. A related point of comparison are studies above 50 K in conventional semiconductors of approaching the quantum limit starting from nondegenerate electrons ($kT > E_F$) [24]. There only a weak feature (< 20 % change) was observed crossing $\hbar\omega_c/kT \sim 1$. In those higher temperature studies, acoustic phonon or piezoelectric scattering was dominant, whereas our experiments at low temperature in SrTiO₃ were dominated by ionized impurity scattering (as well as the trapped holes).

Another perspective on the unusual high field transport properties can be seen in Fig. 3, where σ_{xx} is given as a function of σ_{xy} at various temperatures. At high temperature, the conventional parabolic relationship is observed. In particular, with ρ_{xx} saturated, the high field approach to the origin is given by $\sigma_{xx} \propto \sigma_{xy}^2$. With decreasing temperature, however, increasing deviations from this form are observed, such that by 2 K, it is difficult to imagine a conventional extrapolation for $H \rightarrow \infty$. Given that we can rule out virtually all conventional mechanisms as discussed above, we are left to speculate whether a collective state is approached at high field. This would be unexpected in the following sense. The electron energy ($kT \simeq 0.09 \times T$ meV) is lower than the energy of the soft polar optical phonon ($\hbar\omega_{phonon}(2\text{ K}) \simeq 2$ meV [25]), which is the phonon approaching a soft-mode transition that classically would lead to ferroelectricity. The carriers can be well dynamically screened by the lattice despite poor electron-electron screening at low n ,

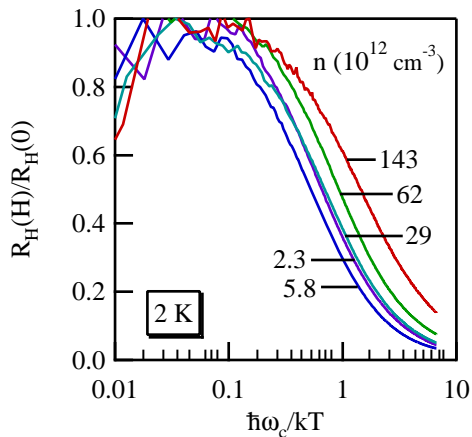


FIG. 4: (Color online) Hall coefficient for photocarrier doped SrTiO₃ ($\lambda = 380$ nm) normalized by its low-field value as a function of $\hbar\omega_c/kT$, for varying carrier density obtained using $0.005 - 0.5$ mW/cm² light intensity at 2 K.

in addition to static screening of impurities or trapped holes. Thus we expected to observe a conventional high-field limit for weakly interacting electrons, which is not what is experimentally found.

Finally, we have extended these studies over a broad range of carrier densities by varying the intensity of illumination at $\lambda = 380$ nm. All of the features were quite similar to those given in Figs. 1-3. To summarize the central observation of the vanishing Hall coefficient, Fig. 4 gives the scaled R_H for data spanning a factor of 62 change in density. In all cases, the data are well described by a drop when $\hbar\omega_c/kT \sim 1$.

In conclusion, we have demonstrated that quantum paraelectric materials can reach the quantum limit due to their large dielectric constant, utilizing homogeneous, low carrier density doping by photocarrier generation. Due to the large effective mass and small Fermi energy, we have studied the low-temperature nondegenerate quantum limit, a regime which has never been previously investigated. The magnetoresistance and Hall resistivity in SrTiO₃ were observed to saturate at high magnetic field, and the loss of the Hall coefficient is well described by the parameter, $\hbar\omega_c/kT$. Although a detailed analysis is not accessible due to the lack of a formal theory, the occupancy of the lowest Landau level is found to be crucial for these observations. Although these data are limited to 2 K by our current experimental capabilities, we note that the extremely low light intensities needed allow, in principle, access to dilution refrigerator temperatures. Lower temperature studies should shed further

light on the effects of magnetic freeze-out and disorder on these phenomena.

We thank N. Nagaosa, J. Zaanen, M. Onoda, S. Onoda, and K. S. Takahashi for helpful discussions.

* kk077105@mail.ecc.u-tokyo.ac.jp

- [1] L. M. Roth and P. N. Argyres, in *Semiconductors and Semimetals: Physics of III-V Compounds*, edited by R. K. Willardson and A. C. Beer (Academic, New York, 1966), Vol. 1, Chap. 6.
- [2] B. I. Halperin, Jpn. J. Appl. Phys. **26**, Suppl. 26-3, 1913 (1987).
- [3] D. C. Tsui, H. L. Stormer, and A. C. Gossard, Phys. Rev. Lett. **48**, 1559 (1982).
- [4] N. F. Mott, *Metal-Insulator Transitions*, 2nd ed. (Taylor & Francis, London, 1990).
- [5] M. Shayegan, V. J. Goldman, and H. D. Drew, Phys. Rev. B **38**, 5585 (1988).
- [6] G. Nimtz, B. Schlicht, E. Tyssen, R. Dornhaus, and L. D. Haas, Solid State Commun. **32**, 669 (1979).
- [7] T. F. Rosenbaum, S. B. Field, D. A. Nelson, and P. B. Littlewood, Phys. Rev. Lett. **54**, 241 (1985).
- [8] T. Sakudo and H. Unoki, Phys. Rev. Lett. **26**, 851 (1971).
- [9] O. N. Tufte and P. W. Chapman, Phys. Rev. **155**, 796 (1967).
- [10] H. Uwe, R. Yoshizaki, T. Sakudo, A. Izumi, and T. Uzunaki, Jpn. J. Appl. Phys. **24**, Suppl. 24-2, 335 (1985).
- [11] K. Szot, W. Speier, R. Carius, U. Zastrow, and W. Beyer, Phys. Rev. Lett. **88**, 075508 (2002).
- [12] D. A. Muller, N. Nakagawa, A. Ohtomo, J. L. Grazul, and H. Y. Hwang, Nature **430**, 657 (2004).
- [13] D. D. Cuong, B. Lee, K. M. Choi, H.-S. Ahn, S. Han, and J. Lee, Phys. Rev. Lett. **98**, 115503 (2007).
- [14] H. Yasunaga, J. Phys. Soc. Jpn. **24**, 1035 (1968).
- [15] T. Feng, Phys. Rev. B **25**, 627 (1982).
- [16] Y. Kozuka, Y. Hikita, T. Susaki, and H. Y. Hwang, Phys. Rev. B **76**, 085129 (2007).
- [17] M. Capizzi and A. Frova, Phys. Rev. Lett. **25**, 1298 (1970).
- [18] T. Hasegawa, M. Shirai, and K. Tanaka, J. Lumin. **87-89**, 1217 (2000).
- [19] L. Berger and G. Bergmann in *The Hall Effect and Its Applications*, edited by C. L. Chien and C. R. Westgate (Plenum Press, New York, 1980).
- [20] V. J. Goldman, M. Shayegan, and H. D. Drew, Phys. Rev. Lett. **57**, 1056 (1986).
- [21] R. G. Mani, Phys. Rev. B **41**, (R)7922 (1990).
- [22] O. Vohweger and K. B. Efetov, Phys. Rev. B **43**, (R)6840 (1991).
- [23] B. I. Shklovskii and A. L. Efros, *Electronic Properties of Doped Semiconductors* (Springer, Berlin, 1979).
- [24] R. T. Bate, R. K. Willardson, and A. C. Beer, J. Phys. Chem. Solids **9**, 119 (1959).
- [25] Y. Yamada and G. Shirane, J. Phys. Soc. Jpn. **26**, 396 (1969).