

Holographic quantum computing

Karl Tordrup, Antonio Negretti, and Klaus Mølmer

*Lundbeck Foundation Theoretical Center for Quantum System Research,
Department of Physics and Astronomy, University of Aarhus, DK-8000 Aarhus C, Denmark*
(Dated: May 27, 2018)

We propose to use a single mesoscopic ensemble of trapped polar molecules for quantum computing. A "holographic quantum register" with hundreds of qubits is encoded in collective excitations with definite spatial phase variations. Each phase pattern is uniquely addressed by optical Raman processes with classical optical fields, while one- and two-qubit gates and qubit read-out are accomplished by transferring the qubit states to a stripline microwave cavity field and a Cooper pair box where controllable two-level unitary dynamics and detection is governed by classical microwave fields.

PACS numbers: 03.67.Lx, 33.90.+h, 85.25.Cp, 42.70.Ln

In classical computer science holographic data storage is poised to provide the next generation in digital media[1, 2]. The defining characteristic of this method is that information is stored globally rather than on specific sites in a storage medium. Current investigations of quantum memory components include similar ideas for storage of optical information in ensembles of atoms[3, 4, 5, 6] and molecules[7].

In the quantum version of holographic storage one can envisage N atoms or molecules in a lattice initially all populating the same internal quantum state $|g\rangle$ [see Fig. 1(b)]. The quantum information in an incident weak field $\Omega_1 e^{i\vec{k}_1 \cdot \vec{x}}$ is, by the assistance of a control field $\Omega_2(t) e^{i\vec{k}_2 \cdot \vec{x}}$ and the Hamiltonian

$$H = \sum_{j=1}^N \Omega_1 e^{i\vec{k}_1 \cdot \vec{x}_j} |e_j\rangle \langle g_j| + \Omega_2 e^{i\vec{k}_2 \cdot \vec{x}_j} |e_j\rangle \langle f_j| + \text{h.c.}, \quad (1)$$

transferred onto a collective matter-light excitation. The Hamiltonian has a dark state, which maps the field into a collective population of the state $|f\rangle$ by turning off $\Omega_2(t)$. In order for this storage mechanism to work, the optical depth of the sample must be large[8], which may indeed

be the case for a sufficiently large sample of atoms or molecules.

The coupling in Eq. (1) can be used to map a single-photon state to the collective phase pattern state $|f, \vec{q}\rangle \equiv 1/\sqrt{N} \sum_j e^{i\vec{q} \cdot \vec{x}_j} |g_1 \dots f_j \dots g_N\rangle$, where $\vec{q} = \vec{k}_1 - \vec{k}_2$ is the wave number difference of the two fields. For an extended ensemble with a large number N of atoms or molecules, phase pattern states with sufficiently different wave numbers approximately fulfill the orthogonality relation

$$\langle f, \vec{q}_1 | f, \vec{q}_2 \rangle = \frac{1}{N} \sum_{j=1}^N e^{i(\vec{q}_2 - \vec{q}_1) \cdot \vec{x}_j} \approx \delta_{\vec{q}_1 \vec{q}_2}. \quad (2)$$

Such collective excitations can be used to simultaneously encode a large number of qubits by associating the logical state $|b_1 b_2 \dots b_K\rangle$ ($b_i = 0, 1$) with the collective state $\prod_i (a_{\vec{q}_i}^\dagger)^{b_i} |g_1 g_2 \dots g_N\rangle$, where $a_{\vec{q}_i}^\dagger = \sum_{j=1}^N e^{i\vec{q}_i \cdot \vec{x}_j} |f_j\rangle \langle g_j|$. That is, the identification of K orthogonal [in the sense of Eq. (2)] wave vectors \vec{q}_i allows construction of a K qubit register. Addressing different qubits is then merely a question of applying laser beams from different directions to adhere to the phase matching condition, as illustrated in Fig.1(a).

We shall present a proposal for a universal quantum computer, with a full register of qubits stored and addressed in the way described above. The challenges lie in preventing multiple excitations involving terms of the form $\prod_i (a_{\vec{q}_i}^\dagger)^{b_i} |g_1 g_2 \dots g_N\rangle$ with any $b_i > 1$, and in providing the interactions necessary to drive single-qubit and two-qubit gates. The physical system we shall consider is a sample of cold polar molecules, trapped at an antinode of the quantized electromagnetic field of a superconducting stripline resonator [see Fig.2(a)] [9]. The stripline cavity field is characterized by a wavelength in the cm range, and by a transverse modal extent of only few μm [9, 10]. The associated small mode volume implies a strong quantum field amplitude of even a single photon, and due to the collective enhancement of the field-matter interaction, molecules confined to an elongated volume few μm away from the axis of the waveguide are strongly coupled to the cavity field. A Cooper

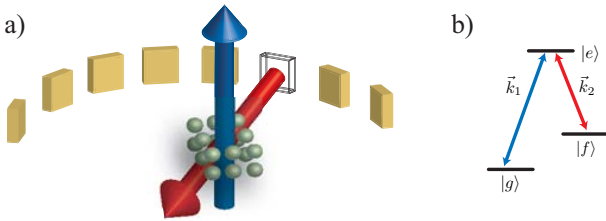


FIG. 1: (Color online). (a) By varying the direction of a control field $\Omega_2(t) e^{i\vec{k}_2 \cdot \vec{x}}$, an incident single photon with wave vector \vec{k}_1 may be transferred to different collective storage modes with wave vector $\vec{q} = \vec{k}_1 - \vec{k}_2$. (b) The levels $|g\rangle$ and $|f\rangle$ are coupled by a two photon process leaving no population in the electronically excited state $|e\rangle$.

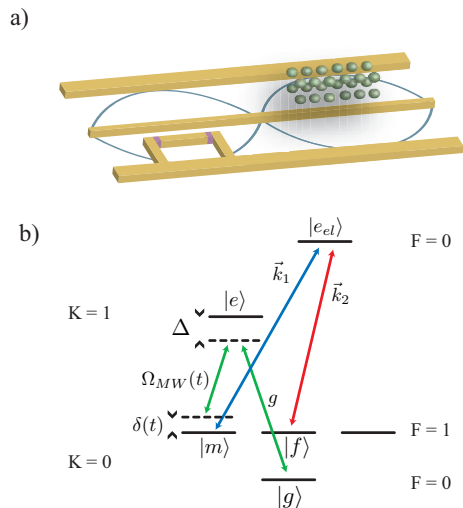


FIG. 2: (Color online). (a) A stripline cavity field is coupled to a Cooper pair box and an ensemble of trapped polar molecules. (b) Level structure of a molecule with a $^2\Sigma_{1/2}$ electronic ground state and nuclear spin $1/2$. Only levels in the rotational ground state ($K = 0$) are populated. The $F = 0$ hyperfine ground state $|g\rangle$ is coupled with a Raman process involving the cavity field and a microwave source to the $|F = 1, m_F = +1\rangle$ triplet state $|m\rangle$ via a $K = 1$ rotationally excited state. Two optical fields provide further coupling to the triplet $|F = 1, m_F = 0\rangle$ state $|f\rangle$ via an electronically excited state.

pair box (CPB) is situated at an adjacent antinode of the field. The CPB consists of a superconducting island onto which quantized charge may tunnel through insulating barriers [11]. The large dipole moment associated with this displacement of charge together with the large value of the single photon electric field makes it possible to couple the field resonantly to the CPB with a Rabi frequency much higher than the decay rates of the cavity field and of the CPB excitation [12, 13]. The CPB has non-equidistant energy levels and when operated at cryogenic temperatures the two lowest-lying states act as a two-level system, effectively controllable under illumination by a classical resonant microwave field [11]. We shall now show how this hybrid architecture allows to perform the operations required for universal quantum computation on our multi-qubit register by transferring the quantum state between the molecules and the CPB.

First, we shall adopt the molecular level scheme presented in Fig.2(b). In addition to hyperfine states $|g\rangle$ and $|f\rangle$ for qubit storage in the rotational ground state, we introduce an auxiliary rotational ground state $|m\rangle$ and rotationally and electronically excited states $|e\rangle$ and $|e_{el}\rangle$, respectively. As proposed in Ref.[9], we can exploit a classical microwave field Ω_{MW} and the collective enhancement of the molecule-field interaction to resonantly transfer a single quantum of excitation from the cavity field to a single collective excitation of the molecular en-

semble via the rotationally excited state $|e\rangle$. The cavity one-photon state is thus transferred to a collective molecular state $|m, \vec{0}\rangle \equiv 1/\sqrt{N} \sum_j |g_1 \dots m_j \dots g_N\rangle$ with a single molecule populating state $|m\rangle$ and with a vanishing phase variation across the ensemble (because it is transferred from the ground state by means of long wavelength microwave fields). The state amplitude in $|m, \vec{0}\rangle$ can subsequently be transferred to the collective state $|f, \vec{q}_i\rangle$ by a STIRAP process with classical optical fields[14]. The beam with wave vector \vec{k}_1 is kept fixed while the beam with wavenumber k_2 is rotated in a plane to give different $\vec{q}_i = \vec{k}_1 - \vec{k}_{2,i}$. By inverting the order of the fields in the STIRAP process, the state vector amplitude can be returned to $|m, \vec{0}\rangle$ at later times from which a transfer to the cavity field is possible.

Before discussing the details of the various transfer processes and the coupling to the Cooper pair box, let us outline how one stores multiple qubits in the same molecular ensemble. Imagine that a single cavity qubit in the form of a superposition of zero and one photon states has been transferred to the corresponding superposition of the collective molecular ground state and the state $|f, \vec{q}_1\rangle$. We now wish to transfer a second photonic qubit to another wave vector pattern state $|f, \vec{q}_2\rangle$. Using the collectively enhanced molecule-field coupling, we may transfer the amplitude of the one-photon state to the $|m, \vec{0}\rangle$ state as above, but the subsequent coupling of $|m\rangle$ and $|f\rangle$ with a wave vector \vec{q}_2 couples the already encoded excitation in $|f, \vec{q}_1\rangle$ to $|m, \vec{q}_1 - \vec{q}_2\rangle$. Furthermore since the STIRAP process occurs in the "wrong order" for the latter coupling, the molecular excited state will also become populated in the process. This problem is solved if we initially apply an inverted STIRAP pulse with wave vector \vec{q}_2 , so that the first qubit is reliably transferred to the intermediate state $|m, \vec{q}_1 - \vec{q}_2\rangle$ while the second qubit remains in the cavity. Then we transfer the field excitation to the state $|m, \vec{0}\rangle$, and with a final STIRAP process with wave vector \vec{q}_2 , the two states are transferred to $|f, \vec{q}_1\rangle$ and $|f, \vec{q}_2\rangle$. Note that the collective enhancement of the coupling is crucial for this protocol to work. When we map the cavity state to the molecules, it is possible for the amplitude in the intermediate state $|m, \vec{q}_1 - \vec{q}_2\rangle$ to be converted into a field excitation in the cavity, but due to the phase variation across the sample this coupling is suppressed, while the field coupling to the zero wave vector state experiences the collective enhancement factor \sqrt{N} . To go beyond two qubits we simply apply the same steps, such that both storage and retrieval of a molecular qubit in state $|f, \vec{q}_i\rangle$ is preceded by shifting all $|f, \vec{q}_i\rangle$ qubit states "backwards" to $|m, \vec{q}_i - \vec{q}_j\rangle$. The collective enhancement ensures that only $|m, \vec{0}\rangle$ can be mapped to or from the cavity before all states are brought "forwards" back to $|f, \vec{q}_i\rangle$.

We now turn to the details of the physical proposal and the transfer processes. The interaction of the CPB

and the cavity is described by a Jaynes-Cummings type Hamiltonian

$$H_{\text{CPB}} = g_c (\sigma^- c^\dagger + \sigma^+ c) + \delta_{\text{CPB}}(t) \sigma^+ \sigma^-, \quad (3)$$

where σ^+ (σ^-) is the CPB raising (lowering) operator, c^\dagger (c) the cavity field creation (annihilation) operator and $\delta_{\text{CPB}}(t) = \omega_{\text{CPB}}(t) - \omega_c$ is the tunable CPB detuning with respect to the cavity. This coherent coupling has been demonstrated in a number of experiments[10, 12].

The cavity is coupled to the molecules through a Raman transition [see Fig. 2(b)] involving the cavity field with coupling strength g and a classical microwave field $\Omega_{\text{MW}}(t)$ which are both detuned by Δ from the rotationally excited state $|e\rangle$. We describe the dynamics with the Hamiltonian

$$H_M = g_{\text{eff}}(t) (c^\dagger \sum_j |g_j\rangle \langle m_j| + c \sum_j |m_j\rangle \langle g_j|) - \delta(t) c^\dagger c, \quad (4)$$

where the effective coupling strength $g_{\text{eff}}(t) = \Omega_{\text{MW}}(t)g/2\Delta$ is collectively enhanced by the square root of N_0 , the number of molecules in the ground state. $\delta(t)$ is the two-photon Raman detuning and $g \sim 2\pi \times 10 - 100\text{kHz}$ [15]. If we consider the case of $N \sim 10^5 - 10^6$ molecules the collective enhancement increases the light-matter coupling by three orders of magnitude compared to the addressing of individual molecules, and if we encode no more than $K \sim$ a few hundred qubits, $N - K \leq N_0 \leq N$, we can neglect the depletion of the ground state and treat N_0 as a constant. Effective transfer frequencies are in the range of $\sqrt{N_0}g_{\text{eff}} \sim 2\pi \times 1 - 10\text{MHz}$ [9]. As indicated previously we use the state $|m, \vec{0}\rangle$ only as an intermediate station, and we use the optical STIRAP process via an electronically excited state to connect to the final state $|f, \vec{q}_i\rangle$ in a few tens of nanoseconds[16].

To perform a single qubit rotation, we map the qubit to the cavity and transfer it to the CPB. Single qubit rotations can then be performed on the CPB using microwave pulses. Two-qubit gates can be realized by transferring one qubit to the CPB and another to the cavity. We prevent their interaction with a large initial detuning, $\delta_{\text{CPB}}(t=0)/g_c \gg 1$. To couple the CPB and the cavity field, $\delta_{\text{CPB}}(t)$ is adiabatically tuned close to resonance and then back to $\delta_{\text{CPB}}(T)/g_c \gg 1$, causing the combined CPB-cavity dressed states to acquire state dependent phases. By choosing the form of $\delta_{\text{CPB}}(t)$ appropriately it is possible to implement a fully entangling controlled phase gate[9, 17]. Using quantum optimal control theory[18] we have improved the SWAP and conditional phase shift operations. The resulting optimal variations of $\delta_{\text{CPB}}(t)$, shown in Fig.3, achieve infidelities below the 10^{-4} level. Read out is carried out by transferring a molecular qubit to the CPB. This changes the resonant transmission properties of the cavity, and readout with a classical microwave pulse can be achieved in a few tens of nanoseconds[13, 19].

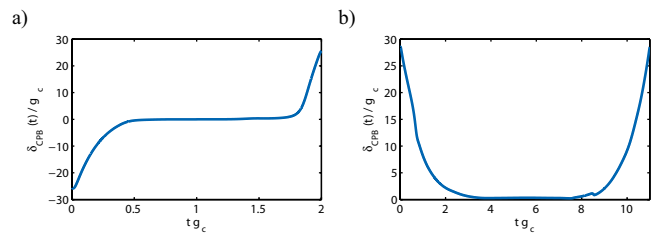


FIG. 3: (Color online). (a) Functional form of $\delta_{\text{CPB}}(t)$ implementing a SWAP between the cavity and CPB. The coupling g_c cannot be turned off so a sweep from negative to positive detuning transferring a cavity state to the CPB must be followed by the time reversed sweep to transfer the state back to the cavity. (b) Functional form of $\delta_{\text{CPB}}(t)$ implementing a fully entangling conditional phase gate between a CPB and a cavity qubit.

The decoherence time of the CPB when operated at the so called "sweet spot" is determined mainly by charge noise dephasing with $T_2 \sim 1\text{ }\mu\text{s}$ [11, 13]. By replacing the traditional Cooper pair box with a transmon design[20] the main decoherence channel is spontaneous emission relaxation with $T_1 \sim 4\text{ }\mu\text{s}$ [21]. With feasible coupling strengths of up to $g_c \sim 2\pi \times 200\text{MHz}$ [22] thousands of operations can be carried out within the coherence time of the CPB. The stripline cavity can be manufactured with photon loss rates as low as $2\pi \times 5\text{kHz}$ [22]. This corresponds to a decay probability during a SWAP or conditional phase gate of the order 10^{-4} and standard error correcting codes may be employed against errors occurring in the CPB or cavity during gate operation[23].

In order to achieve long coherence times for the molecular ensemble qubits, it is advantageous to employ spin states for the internal states $|g\rangle$, $|m\rangle$ and $|f\rangle$ [7]. In a molecule such as CaF with a $^2\Sigma_{1/2}$ ground state coupled by the hyperfine interaction to a nuclear spin of $I = 1/2$ we can use the singlet $F = 0$ for $|g\rangle$ and the two $F = 1$ triplet states with $m_F = 1$ and $m_F = 0$ for $|m\rangle$ and $|f\rangle$ as illustrated in Fig. 2(b). Qubits encoded in different spin states of the rotational ground state are protected from dipole-dipole interactions, and the decoherence rate due to higher order spin-flip processes is below the 1 Hz level[7]. Similarly, typical dephasing rates of the hyperfine ground states are also below the 1 Hz level. The holographic storage is not prone to the conventional independent qubit errors, since single molecule disturbances affect all qubits, but only very weakly [24].

The trapping and cooling of a molecular sample with only μm separation to the superconducting wire elements is a major challenge under current investigation in connection with a host of interesting proposals involving molecules coupled to quantized fields[9, 15]. Trapping of cold polar molecules in optical lattices was proposed and analyzed in[25], but a clever design will have to be made to align the optical field with the cavity stripline. Electrostatic traps for molecules have been demonstrated

[26], and here further development is needed to miniaturize the design to the requested spatial dimension.

Since the molecules are excited with different spatial phase factors, and the collectively stored quantum states are read out according to these factors, they must not move around freely and the interaction with the STIRAP laser fields must not excite motion of the individual molecules on the spatial scale set by the wavelength of the phase patterns. These demands are significantly reduced if the STIRAP lasers are made almost co-propagating, e.g., with one perpendicular to the trap axis, and the other one making an angle just big enough for the resulting phase patterns to be orthogonal in the sense of Eq.(2). For equidistant molecules along a trap axis of length L , this will be the case for (small) angles of the incident field with respect to the normal, obeying $k_2 L \sin \theta_n = n \cdot 2\pi$, where k_2 is the wavenumber of the STIRAP beam with varying angle of approach. With L on the order of 5mm and $\lambda = 2\pi/k_2$ on the order of 500nm, a hundred phase pattern states with $-50 \leq n \leq 50$ correspond to a narrow angular range of $|\theta_n| \leq 0.3^\circ$, and to correspondingly low wave number excitations along and perpendicular to the trap axis. In an optical lattice, the motion of every individual molecule is restricted to less than the optical wave length, while in a larger electrostatic trap, the molecules may form self-organized crystalline structures[7], and also in that case their individual and collective motion may be kept 3-4 orders of magnitude smaller than the shortest phase pattern wavelength of the order $L/50 = 100\mu\text{m}$, so that the molecules are addressed with the correct spatial phase factors by the STIRAP laser fields.

In conclusion we have described a holographic quantum information system able to support hundreds of qubits and thousands of one- and two-qubit operations. If progress is made on the tight trapping of regular structures of molecules, it is conceivable that even a thousand qubits may be implemented in a single molecular sample. Alternatively, multiple hundred-qubit samples may be localized in different anti-nodes of the cavity fields and hence reach scalability of the design. We reiterate, however, that the coupling of a few molecules to the quantized cavity field is too small to be useful for reliable transfer of quantum states, and it is essential to encode as many qubits as possible in as large samples as possible to benefit from the much stronger coupling due to the collective enhancement.

This work was supported by the European Commission through the Integrated Project FET/QIPC "SCALA".

[1] M. Haw, Nature **422**, 556 (2003).

- [2] D. Psaltis, Science **298**, 1359 (2002).
- [3] J. F. Sherson, H. Krauter, R. K. Olsson, B. Julsgaard, K. Hammerer, I. Cirac, and E. S. Polzik, Nature **443**, 557 (2006).
- [4] C. W. Chou, H. de Riedmatten, D. Felinto, S. V. Polyakov, S. J. van Enk, and H. J. Kimble, Nature **438**, 828 (2005).
- [5] C. Liu, Z. Dutton, C. H. Behroozi, and L. V. Hau, Nature **409**, 490 (2001).
- [6] T. Chanelière, D. N. Matsukevich, S. D. Jenkins, S.-Y. Lan, T. A. B. Kennedy, and A. Kuzmich, Nature **438**, 833 (2005).
- [7] P. Rabl and P. Zoller, Phys. Rev. A **76**, 042308 (2007).
- [8] M. Fleischhauer and M. D. Lukin, Phys. Rev. Lett. **84**, 5094 (2000).
- [9] P. Rabl, D. DeMille, J. M. Doyle, M. D. Lukin, R. J. Schoelkopf, and P. Zoller, Phys. Rev. Lett. **97**, 033003 (2006).
- [10] D. I. Schuster, A. A. Houck, J. A. Schreier, A. Wallraff, J. M. Gambetta, A. Blais, L. Frunzio, J. Majer, B. Johnson, M. H. Devoret, et al., Nature **445**, 515 (2007).
- [11] D. Vion, A. Aassime, A. Cottet, P. Joyez, H. Pothier, C. Urbina, D. Esteve, and M. H. Devoret, Science **296**, 886 (2002).
- [12] A. Wallraff, D. I. Schuster, A. Blais, L. Frunzio, R.-S. Huang, J. Majer, S. Kumar, S. M. Girvin, and R. J. Schoelkopf, Nature **431**, 162 (2004).
- [13] A. Blais, R.-S. Huang, A. Wallraff, S. M. Girvin, and R. J. Schoelkopf, Phys. Rev. A **69**, 062320 (2004).
- [14] K. Bergmann, H. Theuer, and B. W. Shore, Rev. Mod. Phys. **70**, 1003 (1998).
- [15] A. André, D. DeMille, J. M. Doyle, M. D. Lukin, S. E. Maxwell, P. Rabl, R. J. Schoelkopf, and P. Zoller, Nature Physics **2**, 636 (2006).
- [16] S. Schiemann, S. Steuerwald, and K. Bergmann, Phys. Rev. Lett. **71**, 3637 (1993).
- [17] K. Tordrup and K. Mølmer, Phys. Rev. A **77**, 020301(R) (2008).
- [18] P. Treutlein, T. W. Hänsch, J. Reichel, A. Negretti, M. A. Cirone, and T. Calarco, Phys. Rev. A **74**, 022312 (2006).
- [19] J. Gambetta, A. Blais, M. Boissonneault, A. A. Houck, D. I. Schuster, and S. M. Girvin, Phys. Rev. A **77**, 012112 (2008).
- [20] J. Majer, J. M. Chow, J. M. Gambetta, J. Koch, B. R. Johnson, J. A. Schreier, L. Frunzio, D. I. Schuster, A. A. Houck, A. Wallraff, et al., Nature **449**, 443 (2007).
- [21] A. A. Houck, J. A. Schreier, B. R. Johnson, J. M. Chow, J. Koch, J. M. Gambetta, D. I. Schuster, L. Frunzio, M. H. Devoret, S. M. Girvin, et al., arXiv:0803.4490.
- [22] A. Blais, J. Gambetta, A. Wallraff, D. I. Schuster, S. M. Girvin, M. H. Devoret, and R. J. Schoelkopf, Phys. Rev. A **75**, 032329 (2007).
- [23] A. M. Steane, Phys. Rev. A **68**, 042322 (2003).
- [24] E. Brion, L. H. Pedersen, M. Saffman, and K. Mølmer, Phys. Rev. Lett. **100**, 110506 (2008).
- [25] D. DeMille, Phys. Rev. Lett. **88**, 067901 (2002).
- [26] S. A. Meek, H. L. Bethlem, H. Conrad, and G. Meijer, Phys. Rev. Lett. **100**, 153003 (2008).