

Quantum analysis of shot noise suppression in a series of tunnel barriers

P. Marconcini, M. Macucci,* G. Iannaccone,* and B. Pellegrini*
Dipartimento di Ingegneria dell'Informazione, Università di Pisa
Via Caruso 16, I-56122 Pisa, Italy
 (Dated: March 24, 2019)

We report the results of an analysis, based on a simple quantum-mechanical model, of shot noise suppression in a structure containing cascaded tunneling barriers. Our results exhibit a behavior that is in sharp contrast with existing semiclassical models that predict a limit of 1/3 for the Fano factor as the number of barriers is increased. The origin of this surprising discrepancy is investigated and attributed to the failure of the hypothesis about electron occupancy made in semiclassical models. The cases for 2 and 3 barriers are discussed also from the analytical point of view.

PACS numbers: 72.70.+m, 73.23.-b, 73.40.Gk, 73.43.Cd, 75.40.Mg

In the study of low-dimensional devices, suppression of shot noise with respect to the value predicted (for the case of a Poissonian noise process) by Schottky's theorem has represented one of the most active fields of investigation in the last two decades. Such a suppression phenomenon, described by means of the Fano factor, i.e. the ratio of the actual shot noise power spectral density to the full value $2q|I|$ (where q is the value of the elementary charge and I is the average value of the current flowing through the device), has been predicted and observed in many different mesoscopic structures, and is the result of the presence of correlations between charge carriers, resulting from Fermi exclusion or from Coulomb interaction, which reduce current fluctuations in the device. From the theoretical point of view, shot noise suppression has been investigated both with quantum mechanical and with semiclassical approaches. Such activities have led to the discovery of some "universal" values for the Fano factor in specific structures, which have received an experimental confirmation in most cases.

In particular, for the case of disordered conductors a universal suppression factor of 1/3 has been found, both with random matrix theory [1, 2] and with a semiclassical approach [3]. This result has received further confirmation from numerical simulations [4, 5], and from experimental evidence [6].

A remarkable addition to these results is represented by a derivation by de Jong and Beenakker [7], who demonstrated that a Fano factor of 1/3 is obtained, within a semiclassical model based on the Boltzmann-Langevin equation, also for a series of barriers, independent of the presence of disorder. This result was achieved assuming the transmission of each barrier independent of the electron wave vector and using an expression for the occupancy in the different sections into which the structure is partitioned by the barriers that depends only on the energy and on the longitudinal position.

More recently, Oberholzer *et al.* [8] have shown that with a semiclassical approach an asymptotic value of 1/3

is achieved also for a series of chaotic cavities, as their number is increased. An analogous formulation relying on an equivalent circuit model [9] leads to the same result, while a somewhat different conclusion is reached with a full quantum model [9]. If applied to the case of cascaded barriers, the semiclassical equivalent circuit model yields results in agreement with those of Ref. [7].

Here we report instead on the shot noise suppression that we have obtained for the case of a series of tunnel barriers using a purely quantum-mechanical numerical calculation, based on the scattering matrix approach. Our results strongly differ from those of the previous semiclassical analyses, with a Fano factor that, as the number of barriers is increased, has a different behavior depending on barrier transparency and with no asymptotic 1/3 value. This somewhat surprising result holds no matter how many propagating modes are considered (in our calculations we go up to 320 propagating modes) and exposes a stark and unexpected difference between the semiclassical and the quantum approaches.

We have investigated the motivations for this apparently surprising difference, progressively exploring the validity and the effect of the main assumptions on which the semiclassical model is based.

The structure we have considered (a series of cascaded barriers, sketched in the inset of Fig. 1) can be studied very easily from a numerical point of view. For each fixed value of the longitudinal coordinate x , the potential profile is constant for $0 < y < W$ (y is the transverse coordinate, and W is the width of the structure: $8 \mu\text{m}$ in our calculations), while we assume a hard-wall confinement for $y = 0$ and $y = W$. Thus, the orthonormal set of transverse modes (the sinusoidal eigenfunctions of the hard-wall transverse square well) is the same all over the structure, and the tunnel barriers do not introduce any mode-mixing. Since the modes are uncoupled, the numerical analysis can be split into a set of one-dimensional problems, one for each considered mode. For the generic n -th mode, the S-matrices of an L -long interbarrier region and of an l -long and U -high tunnel barrier are:

$$S_n = \begin{pmatrix} 0 & \tau_n \\ \tau_n & 0 \end{pmatrix}, \quad S_{B_n} = \begin{pmatrix} \rho_{B_n} & \tau_{B_n} \\ \tau_{B_n} & \rho_{B_n} \end{pmatrix}, \quad (1)$$

*Also at CNR-IEIT (Pisa), Via Caruso 16, I-56122 Pisa, Italy

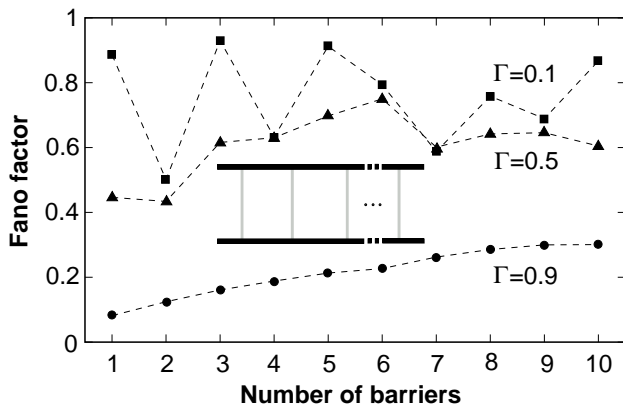


FIG. 1: Fano factor for a series of identical barriers, as a function of the number of barriers. Inset: sketch of the analyzed structure.

where (at the Fermi energy E_F)

$$\tau_n = \exp(ik_n L), \quad \rho_{B_n} = i \frac{k_{B_n}^2 - k_n^2}{2k_n k_{B_n}} \sin(k_{B_n} l) \tau_{B_n},$$

$$\tau_{B_n} = \left[\cos(k_{B_n} l) - i \frac{k_n^2 + k_{B_n}^2}{2k_n k_{B_n}} \sin(k_{B_n} l) \right]^{-1} \quad (2)$$

with: $k_n = \sqrt{k_F^2 - k_{T_n}^2}$, $k_{B_n} = \sqrt{k_F^2 - k_{T_n}^2 - k_U^2}$, $k_F = \sqrt{2mE_F}/\hbar$, $k_{T_n} = n\pi/W$ and $k_U = \sqrt{2mU}/\hbar$.

For each mode, the scattering matrices of adjacent slices are recursively composed to find the overall S-matrix and in particular one of its elements, the transmission t_n of the n -th mode through the device. The conductance and the shot noise power spectral density are then computed using the relations [10, 11]

$$G = \frac{2q^2}{h} \sum_n T_n, \quad S_I = 4 \frac{q^3}{h} |V| \sum_n T_n (1 - T_n) \quad (3)$$

where the sums are performed over all the N modes propagating in the interbarrier regions, $T_n = |t_n|^2$ and V is the externally applied voltage. Therefore the Fano factor γ can be computed as

$$\gamma = \frac{S_I}{2q|I|} = \frac{\sum_n T_n (1 - T_n)}{\sum_n T_n}. \quad (4)$$

Before computing the ratio, the values of the numerator and of the denominator are uniformly averaged over the range of energy qV , assuming it much greater than $k\theta$ (where k is the Boltzmann constant and θ is the absolute temperature). In particular, our simulations have been performed using 500 values of energy in a range of 40 μeV around 9.03 meV.

In Fig. 1 we show the values of the Fano factor obtained for an 8 μm wide structure made up of a series of identical barriers. In particular, the reported results are relative to 0.425 nm wide barriers, with heights equal to: 0.8 eV (squares), 0.25 eV (triangles) and 0.07 eV (circles). These barriers (at the considered Fermi energy)

have an average transparency $\Gamma = \sum_{n=1}^N |\tau_{B_n}|^2 / N$ equal to about 0.1, 0.5 and 0.9, respectively. In these simulations the distance between adjacent barriers has been assumed to be $D + \delta$, where $D = 3 \mu\text{m}$, and (from left to right) $\delta = 0, 10, -6, 3, -3, -9, 5, -10, -2 \text{ nm}$.

We see that, as expected, for all transparencies the Fano factor for a single barrier is about $1 - \Gamma$ (not exactly $1 - \Gamma$ because different modes experience different transparencies and Γ is only an average value). For 2 barriers our results are still in agreement with the semiclassical model of Ref. [7] and specifically with the results of its Eq. (17). In particular, for the lowest transmission ($\Gamma = 0.1$), the Fano factor has the well-known value of 0.5. For more than 2 barriers we notice that our numerical results exhibit a sharp divergence from the semiclassical prediction and that no asymptotic $1/3$ value is reached.

Indeed our results show some dependence on the interbarrier spacings, which we shall discuss in the following, but the overall behavior is already captured by the plots of Fig. 1. A marked difference is observed only in the case of equidistant barriers, in which strong resonances between the different interbarrier regions play a major role, and that we do not address in detail in this letter.

We have then focused our efforts on the analysis of the reasons for the remarkable differences between our quantum-mechanical results and those expected from the existing semiclassical analysis.

Indeed, the first difference between the two approaches that comes to mind is the absence, in a semiclassical approach, of phase coherence effects, which instead play an essential role in the quantum-mechanical treatment. Therefore we have repeated our simulations with the inclusion of dephasing, by means of complete phase randomization, in order to verify whether results would approach those of the semiclassical treatment. Dephasing is simulated adding random phase terms to all the quantities τ_n appearing in the scattering matrices of the interbarrier regions [12]. The results obtained by averaging over energy values and over 50 different random phase choices are shown in Fig. 2(a) as a function of the number of cascaded barriers for the same transparency values as in Fig. 1. We have tried using, for each mode, both the same phase shift for the forward and the backward propagating waves (which strictly satisfies Onsager's conditions) [12] or a different phase for the two waves (which satisfies Onsager's relations only on average) [13] and the results did not exhibit significant differences. We notice that our random phase averaging procedure, in particular the one strictly satisfying Onsager's relations, is equivalent to averaging over random lengths of the interbarrier regions, therefore the results of Fig. 2(a) do not have any length dependence. From Fig. 2(a) it is apparent that, as the number of barriers is increased, there is no convergence to a common value of $1/3$. From this, we can conclude that the absence of phase coherence effects in semiclassical theories is not the reason for their prediction of a Fano factor of $1/3$.

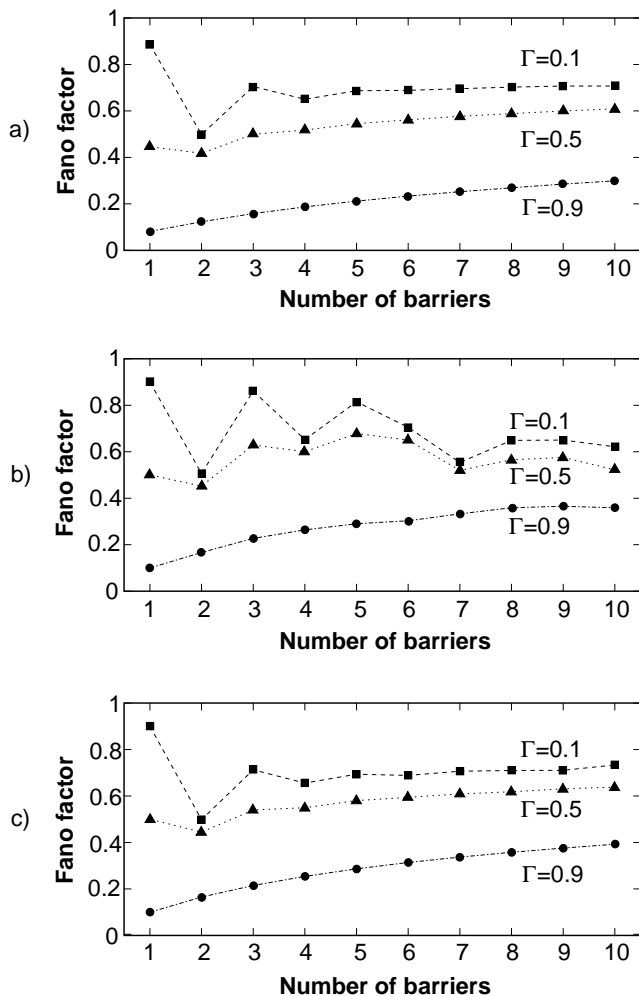


FIG. 2: Values of the Fano factor obtained for a series of identical barriers, as a function of the number of cascaded barriers: a) in the presence of dephasing, b) with barriers with a transparency independent of the longitudinal electron wave vector, and c) the same as (b), but with dephasing.

Another assumption in the semiclassical model of Ref. [7] is the postulated independence of barrier transparency from the longitudinal wave vector of the impinging electrons. In order to test the influence of such a hypothesis on the obtained results, we have repeated our simulations using a different expression for the single-mode S-matrix of an artificial tunnel barrier with transparency Γ independent of the impinging wave vector:

$$S_{B_n} = \begin{pmatrix} -i\rho & \tau \\ \tau & -i\rho \end{pmatrix}, \quad (5)$$

where $\tau = \sqrt{\Gamma}$ and $\rho = \sqrt{1-\Gamma}$ are real positive numbers. While this expression does not represent the correct scattering matrix of a real physical tunnel barrier, it does satisfy the mathematical property of unitarity and the Onsager relations. In Fig. 2(b) we report the numerical results obtained repeating the Fano factor calculation for the structure of Fig. 1 with this particular scattering

matrix for the barriers.

Also in this case no common 1/3 limit for the Fano factor as a function of the number of barriers is reached, and a behavior very similar to that of Fig. 1 is observed.

The reason for the discrepancy between the semiclassical and the quantum mechanical model has therefore to be found somewhere else. Indeed all semiclassical models do share a rather bold assumption: the interbarrier regions are considered as quasi-reservoirs, characterized by a well-defined occupancy, depending only on the energy. This assumption is at the basis both of the calculation of De Jong and Beenakker [7] and of the other mentioned models [8, 9]. Also the 1/3 limit obtained with a semiclassical Monte Carlo numerical simulation by Liu *et al.* [14] is a result of the linearly decreasing occupancy in the device.

This assumption, which may be somewhat justified in structures in which strong mode mixing is present and contributes to creation of an occupancy that is substantially dependent only on the energy and not on the specific mode, is definitely not justified in the case of cascaded barriers, where no mode mixing at all takes place. Therefore the interbarrier regions are not characterized by a single value of the occupancy, but rather by occupancies that are specific to each mode.

In order to test this conjecture, we have performed a numerical evaluation of the occupancies for each single mode in the interbarrier regions, for the same structure as in Fig. 1. The procedure for the calculation of the occupancy is based on the observation that in our structure all possible electron states can be divided into two sets: those injected from the left lead and those injected from the right lead. Therefore, if we define ψ_{n_L} and ψ_{n_R} the electron wave functions in the generic interbarrier region Ω resulting from an injection of the mode (with unit probability current) from the left or right lead (respectively), the occupancy $f_{n\Omega}$ in the region Ω for the n -th mode can be expressed as the ratio of the partial density of states related to injection from the left to the total density of states for that mode [15]:

$$f_{n\Omega} = \frac{\int_{\Omega} |\psi_{n_L}|^2 dx dy}{\int_{\Omega} |\psi_{n_L}|^2 dx dy + \int_{\Omega} |\psi_{n_R}|^2 dx dy}, \quad (6)$$

where ψ_{n_L} and ψ_{n_R} are determined with the recursive scattering matrix formalism.

Results for the occupancy in the 5 interbarrier regions of a series of 6 unequally spaced barriers (0.425 nm wide and 0.8 eV high, with an average transparency $\Gamma = 0.1$) are reported in Fig. 3(a) for a selection of 8 of the 320 propagating modes (we have considered the same interbarrier distances as those used in the previous simulations for the case of 6 cascaded barriers). It is apparent that these occupancies, which span from about 1 in the left lead to about 0 in the right lead, assume quite different values for each considered mode in the interbarrier regions. The strong dispersion of the occupancies clearly appears in Fig. 3(b), where we represent with a histogram

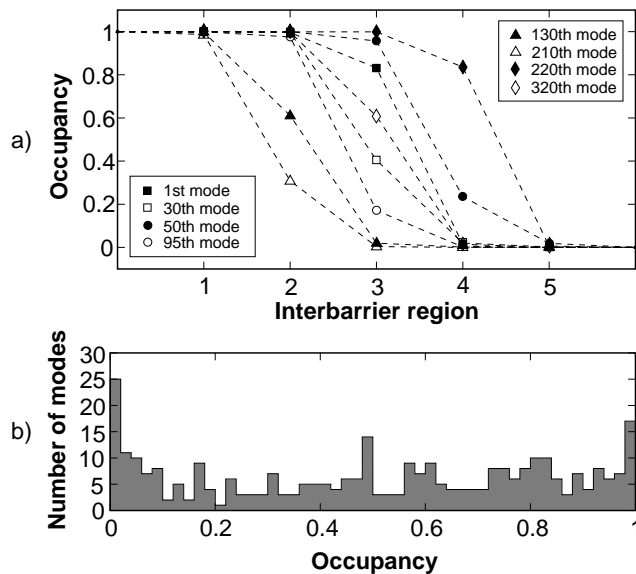


FIG. 3: a) Values of the occupancy for 8 modes in the 5 interbarrier regions of a series of six unequally spaced tunnel barriers with $\Gamma = 0.1$. b) Distribution of the occupancy for the propagating modes in the 3rd interbarrier region.

the distribution of the occupancy of the 320 propagating modes in the region between the 3rd and the 4th tunnel barrier. Therefore the assumption of quasi-reservoir behavior of the interbarrier regions is definitely incorrect.

A notable exception occurs for the case of two barriers, thus with a single interbarrier region: in such a situation the occupancies are all equal and corresponding to the value predicted by semiclassical models. As we have seen, in this particular condition the Fano factor from the quantum calculation does agree with that from the semiclassical one.

To make the results more general and the structure amenable to an analytical treatment, we can consider a situation with cascaded barriers defined by the scattering matrix of Eq. (5), and thus with transparencies that

are independent of the wave vector, along with random phases. The resulting Fano factor for three values of the transparencies is reported in Fig. 2(c) as a function of the number of barriers. Results are very close to those of Fig. 2(a).

If the transparency is the same for all barriers and the different values of the longitudinal wave vectors are made influential by the presence of dephasing, all the propagating modes give the same contribution to the noise behavior; therefore it becomes possible to perform an analytical calculation of the Fano factor by considering a single mode and averaging over a random phase, i.e., integrating over the phase variable between 0 and 2π , for each interbarrier region. The analytical calculations can be carried out for the cases of 2 and 3 cascaded barriers (with transparency Γ), for which we obtain, respectively:

$$\gamma_2 = \frac{2(1-\Gamma)}{(2-\Gamma)^2} \quad \text{and} \quad \gamma_3 = \frac{3(4-8\Gamma+5\Gamma^2-\Gamma^3)}{16-24\Gamma+9\Gamma^2} \quad (7)$$

which are in agreement with the numerical results of Fig. 2(c). Coherently with our previous discussion, the result for 2 barriers coincides with that from the semiclassical model of de Jong and Beenakker [7], while that for 3 barriers does not.

Thus the failure of the hypothesis of a well defined occupancy depending only on energy as in a reservoir is at the origin of the breakdown of the semiclassical prediction of an asymptotic Fano factor of $1/3$ for a system of cascaded barriers. This is in our opinion the explanation of the difference observed between the results of the semiclassical models and our quantum-mechanical simulations and could be instrumental in explaining experimental data such as those obtained by Song *et al.* [16].

This somewhat subtle point should deserve greater attention in all the cases in which the physics of the device does not support an assumption of uniform electron occupancy and therefore semiclassical models based on such a hypothesis can be misleading.

-
- [1] C. W. J. Beenakker and M. Büttiker, Phys. Rev. B **46**, 1889 (1992).
[2] R. A. Jalabert, J.-L. Pichard, and C. W. J. Beenakker, Europhys. Lett. **27**, 255 (1994).
[3] K. E. Nagaev, Phys. Lett. A **169**, 103 (1992).
[4] A. Kolek, A. W. Stadler, and G. Haldaš, Phys. Rev. B **64**, 075202 (2001).
[5] M. Macucci, G. Iannaccone, G. Basso, and B. Pellegrini, Phys. Rev. B **67**, 115339 (2003).
[6] M. Henny, S. Oberholzer, C. Strunk, and C. Schönberger, Phys. Rev. B **59**, 2871 (1999).
[7] M. J. M. de Jong and C. W. J. Beenakker, Phys. Rev. B **51**, 16867 (1995).
[8] S. Oberholzer, E. V. Sukhorukov, C. Strunk, and C. Schönberger, Phys. Rev. B **66**, 233304 (2002).
[9] M. Macucci, P. Marconcini, and G. Iannaccone, Int. J. Circ. Theor. App. **35**, 295 (2007).
[10] G. B. Lesovik, Pis'ma Zh. Éksp. Teor. Fiz. **49**, 513 (1989) [JETP Lett. **49**, 592 (1989)].
[11] M. Büttiker, Phys. Rev. Lett. **65**, 2901 (1990).
[12] M. G. Pala and G. Iannaccone, Phys. Rev. B **69**, 235304 (2004).
[13] M. G. Pala and G. Iannaccone, Phys. Rev. Lett. **93**, 256803 (2004).
[14] R. Liu, P. Eastman, and Y. Yamamoto, Solid State Commun. **102**, 785 (1997).
[15] G. Iannaccone, Phys. Rev. B **51**, 4727 (1995).
[16] W. Song, A. K. M. Newaz, J. K. Son, and E. E. Mendez, Phys. Rev. Lett. **96**, 126803 (2006).