

# Interfaces in driven Ising models: shear enhances confinement

Thomas H. R. Smith,<sup>1</sup> Oleg Vasilyev,<sup>2</sup> Douglas B. Abraham,<sup>3</sup>

Anna Maciolek,<sup>2,4</sup> and Matthias Schmidt<sup>1</sup>

<sup>1</sup>*H.H. Wills Physics Laboratory, University of Bristol,  
Tyndall Avenue, Bristol BS8 1TL, United Kingdom*

<sup>2</sup>*Max-Planck-Institut für Metallforschung,  
Heisenbergstraße 3, D-70569 Stuttgart, Germany*

<sup>3</sup>*Theoretical Physics, Department of Physics,  
University of Oxford, 1 Keble Road,  
Oxford OX1 3NP, United Kingdom*

<sup>4</sup>*Institute of Physical Chemistry, Polish Academy of Sciences,  
Department III, Kasprzaka 44/52, PL-01-224 Warsaw, Poland*

(Dated: 25 February 2008)

## Abstract

We use a phase-separated driven two-dimensional Ising lattice gas to study fluid interfaces exposed to shear flow parallel to the interface. The interface is stabilized by two parallel walls with opposing surface fields and a driving field parallel to the walls is applied which (i) either acts locally at the walls or (ii) varies linearly with distance across the strip. Using computer simulations with Kawasaki dynamics, we find that the system reaches a steady state in which the magnetisation profile is the same as that in equilibrium, but with a rescaled length implying a reduction of the interfacial width. An analogous effect was recently observed in sheared phase-separated colloidal dispersions. Pair correlation functions along the interface decay more rapidly with distance under drive than in equilibrium and for cases of weak drive can be rescaled to the equilibrium result.

PACS numbers: 05.40.-a, 05.50.+q, 68.05.Cf, 68.35.Rh

Shearing a fluid is a fundamental example in the statistical mechanics of systems driven away from equilibrium [1]. Shear has profound effects on the liquid structure [2] and new phase transitions [3] can result. In a recent intriguing advance in colloidal science interfacial fluctuations of capillary wave-type were observed by direct optical means [4]; these fluctuations can be strongly suppressed by shearing in the direction parallel to the interface [5].

The study of kinetic Ising models, which are diffusive systems that can be driven out of equilibrium by external influences, has contributed greatly to the emerging understanding of non-equilibrium condensed matter physics [6]. The response of interfaces to spatially homogeneous and random driving fields [7], as well as domain growth [8] and sublattice ordering [9] under shear have been investigated.

In this Letter, we investigate the effects of shear on the interface between coexisting phases using the two-dimensional ( $2d$ ) Ising lattice gas with Kawasaki dynamics [10]. The interface is induced by fixing spins on the boundaries of a strip of finite width  $L_y$ , which will be explained below, as will the way in which the analogue of shearing parallel to the strip axis is induced in a lattice gas. Studying the  $2d$  problem is interesting in its own right because the interface is known to be rough for all temperatures  $T$  below the bulk critical temperature  $T_c$ . By exact calculation of the local magnetisation in a large enough system with an interface pinned at two points spaced by a distance  $L$ , it is known that the interface fluctuates on a scale of  $\sqrt{L}$  [11]. If the interface is confined to a strip of width  $L_y$ , then it sweeps out essentially the entire strip, such that its width  $w \sim L_y$ ; the interface meanders back and forth between the walls, even though it experiences entropic repulsion from the walls [12]. The interface acts as a trap for mobile lattice gas “particles”, but there exists a transport mode [13] with relatively low activation energy along the interface itself [14].

Using Monte Carlo (MC) simulations we find that the  $2d$  Ising model under shear flow parallel to the interface achieves a steady state, which is characterized, at the level of the magnetization profile  $m(y)$  across the strip, by a rescaled distance  $L_y^* < L_y$  such that

$$\frac{m(y, T, L_x, L_y)}{m_b(T)} \approx \mathcal{M}_{\text{eq}} \left( \frac{y}{L_y^*}, \frac{L_y}{\xi}, \frac{L_x}{L_y} \right) + \mathcal{M}_{\text{corr}}. \quad (1)$$

Here  $m_b(T)$  is the spontaneous magnetization in bulk,  $L_x$  is the system size in the  $x$ -direction with  $L_x \gg L_y$ ,  $\mathcal{M}_{\text{eq}}$  is the finite size scaling function for the *equilibrium* profile of an interface in a strip constrained to have vanishing total magnetization, and  $\mathcal{M}_{\text{corr}}$  is a

boundary correction term, which decays away from the boundaries on the scale of the bulk correlation length  $\xi$ ; here and throughout “eq” labels quantities in equilibrium. A conjecture derived on the basis of Eq. (1) is that shear-like drive acts as effective confinement of the system along the direction of the velocity gradient.

Specifically, in spin language the Hamiltonian is  $H = -J \sum_{\langle i,j \rangle} \sigma_i \sigma_j$ , where the sum runs over nearest neighbour sites  $i, j$ ;  $J > 0$  is the spin-spin coupling constant, and the spins take on values  $\sigma_i = \pm 1$ , corresponding to particle occupation numbers  $\tau_i = (\sigma_i + 1)/2 = 0, 1$ . The interface is induced and localized by two walls of fixed boundary spins with the value  $\sigma_i = +1$  at the top ( $y = L_y + 1$ ) and  $\sigma_i = -1$  at the bottom ( $y = 0$ ) edges of the strip. Periodic boundary conditions are applied in the  $x$ -direction. In order to induce shear, we apply a force field  $JF(y)$  parallel to the  $x$ -direction. In model I only the particles in the layer adjacent to each wall are driven along the walls and in opposite directions:  $F(L_y) = F_0$  and  $F(1) = -F_0$ , and  $F(y) = 0$  otherwise. In model II the force varies linearly across the strip, such that it vanishes in the middle of the slit:  $F(y) = \omega[y - (L_y + 1)/2]$ , where  $\omega = \partial F(y)/\partial y$  is the (dimensionless) field difference between adjacent rows; we also use a scaled and shifted variable  $\tilde{y} = (2y - L_y - 1)/L_y$ , see Fig. 1a. We let the system evolve in time under spin-exchange Kawasaki dynamics [10]; the corresponding particle move is that of hopping to an (empty) nearest neighbour site. The work done by (or against) the force field,  $\Delta F$ , in a trial move enters a modified Metropolis acceptance rate,  $\min\{1, \exp(-(\Delta H + \Delta F)/(k_B T))\}$ , where  $\Delta H$  is the change in internal energy for the trial move and  $k_B$  is the Boltzmann constant. This model captures the local conservation of particle number and the competition of forced transport with diffusive motion; hydrodynamic effects do not appear explicitly.

We have performed extensive simulations using both single-spin and multi-spin coding techniques [15]. We have generalized the latter to the driven situation; this facilitates simultaneously running 64 systems per processor core. We present here results for  $L_x = 200$  and  $L_y$  varying from 10 to 40 at fixed total magnetization  $m = \sum_i \sigma_i = 0$  for  $T/T_c = 0.75, 0.85$ , and 0.95 (where  $T_c = 2.2619J/k_B$ ), so that  $L_y/\xi > 1$ . Sampling large-scale interfacial fluctuations with inherently slow conserved order parameter dynamics is challenging and requires run lengths of the order of  $N_{\text{MC}} = 10^8$  MC steps ( $L_x \times L_y$  trial moves form one MC step). For each run we perform initially  $N_{\text{MC}}$  MC steps and find that thereafter all observables of interest fluctuate around their mean value. We conclude that a steady state is reached, in which we gather statistics for further  $N_{\text{MC}}$  steps. Statistical errors are obtained with

blocking and bootstrap techniques. Fig. 1 displays snapshots of configurations [16].

Driving creates a non-vanishing current profile  $j(y)$  parallel to the walls;  $j(y)$  gives the net (mean) number of particles that move from  $x$  to  $x+1$  at given  $y$  in one MC step. For the boundary-driven case (model I) the current is localized at both walls,  $y = 1, L_y$ , and vanishes in the middle of the system (apart from a very small anti-current at  $y = 2, L_y - 1$ ). In the bulk-sheared case (model II)  $j(\tilde{y})$  varies smoothly with  $\tilde{y}$ , see Fig. 1d. For small values of  $\omega$  a near-linear behaviour is observed. For strong drive the current saturates upon approaching the walls. Surprisingly  $|j(\tilde{y})|$  displays pronounced maxima offset from the center of the strip, indicating an optimum between sufficiently strong drive and sufficiently large number of particle-hole pairs.

Having established the occurrence of shear flow, we investigate the interfacial magnetization profile  $m(y) = L_x^{-1} \langle \sum_x \sigma(x, y) \rangle$ , where the angles denote an average in the steady state. We have checked that the aspect ratio  $L_x/L_y$  is large enough such that at equilibrium the exact result [12] for  $m(y)$ , for  $L_x \rightarrow \infty$ , is indistinguishable within statistical errors from our simulation results (not displayed) using Glauber dynamics [17] (where  $m$  can fluctuate). Using Kawasaki dynamics (that constrain  $m = 0$ ) leads to larger flat regions near the walls and a sharper interfacial region with the extent of the near-linear part of the profile being reduced, see Fig. 2a; this effect increases strongly if  $L_y/\xi \gg 1$ . The importance of the contribution of capillary-wave type fluctuations to  $m(y)$  can be gauged by the stark contrast to the kink-like behaviour obtained in equilibrium mean-field theory.

The boundary drive (model I) increases the magnetization near the walls and the interfacial region gets squeezed (becomes narrower) upon increasing  $F_0$ ; this behaviour is more apparent for higher values of  $T$ . For  $F_0 \gtrsim 5$  there are no further changes in the profile within error bars; in Fig. 2a the limiting behaviour,  $F_0 = 50$ , is shown. The origin of the apparent long-ranged effect on  $m(y)$  is to be found in (i) the conservative nature of the dynamics and (ii) in the long-ranged correlations induced through coupling the equilibrium Ising strip to driven boundaries that for  $F_0 \rightarrow \infty$  form a totally asymmetric exclusion process [6]. The effect of the boundary drive cannot be mimicked by assuming equilibration in static boundary fields acting at  $y = 2$  and  $L_y - 1$ . Even infinitely strong surface fields  $h(y = 1) = -h(y = L_y) = \infty$  (corresponding to a reduction of the system size in the  $y$ -direction to  $L_y - 2$ ) induce a significantly weaker effect than the boundary drive does. Particularly striking is the scaling behavior of  $m(y)$ , see Eq. (1), which indicates that the

effect of the boundary drive on the interfacial region of the profile is the same as that induced by increasing the confinement, and hence reducing the width of the strip from  $L_y$  to  $L_y^* = 0.83L_y$  for  $F_0 \gtrsim 5$ . This corresponds to the scaling  $m(a_\perp \tilde{y}) \approx m_{\text{eq}}(\tilde{y})$ , where  $a_\perp = L_y^*/L_y = 0.83$  for  $L_x = 200$  and all values of  $T$  and  $L_y$  considered [18]. We expect that  $w \sim L_y^*$ , which we have checked explicitly by calculating  $w$  as the second moment of  $\partial m(y)/\partial y$ , showing that  $w$  decreases rapidly with  $F_0$  and eventually saturates at a finite value, see the inset in Fig. 2a. Model II displays similar squeezing of the interfacial region, see Fig. 2b. For small values of  $\omega$  the effect is very similar to the boundary-driven case. Increasing  $\omega$  leads to a very pronounced increase of the effect, such that the central section of the profile for  $\omega = 1$  resembles the mean-field solution in equilibrium! Even this case can be rescaled to the equilibrium profile, see Fig. 2b. We find that the variation of  $w$  with transversal system size and field strength can be condensed into dependence on the scaling variable  $1/(L_y \omega^s)$  for any value of  $T$  considered; for  $T/T_c = 0.75$  data collapse is achieved for  $s = 0.3$ , see the inset of Fig. 2b. Similar quality of scaling can be obtained by including  $(T - T_c)/T_c$  in the scaling variable [7]; these results will be presented elsewhere.

We next investigate the interfacial structure on the two-body level and consider the spin-spin pair correlation function  $G(x, y, y') = \langle \sigma_i \sigma_j \rangle$ , where  $i = (0, y)$  and  $j = (x, y')$ , in particular focusing on the behaviour along the center of the system,  $G_\parallel(x) \equiv G(x, L_y/2, L_y/2)$ , which should reveal most clearly interface-mediated correlations between pairs of spins. The Kawasaki simulation results shown in Fig. 3 indicate that shear induces a faster decay of  $G_\parallel(x)$  with distance  $x$  than at equilibrium. For model I and for weak drive in model II, this behaviour can be accurately described by rescaling the *lateral* coordinate,  $G_\parallel(a_\parallel x) \approx G_\parallel^{\text{eq}}(x)$ . From fitting the data we find the ratio of the lateral correlation lengths in and out of equilibrium,  $a_\parallel = \xi_\parallel/\xi_\parallel^{\text{eq}} < 1$ , see Fig. 3. Unlike the behaviour on the one-body level,  $G_\parallel(x)$  under strong drive in model II does not resemble the equilibrium mean-field result (obtained by calculating the inhomogeneous magnetization around a fixed spin in the interface), which displays significantly longer-ranged decay.

We also performed a coarse-graining procedure to study interfacial properties in terms of the (difference) height-height correlation function  $\Delta C(x) = C(0) - C(x) = \frac{1}{2}(\langle [h(x) - h(0)]^2 \rangle)$  of the local position of the interface  $h(x)$  [19], with  $C(x) = \langle h(0)h(x) \rangle$ . Under drive  $\Delta C(x)$  grows much more slowly with distance  $x$  and reaches a smaller plateau value than in equilibrium (not displayed). An alternative definition of the height variable, based on

the column magnetization:  $h(x) = \frac{1}{2} \sum_y \sigma(x, y)$ , such that  $C(x) = \frac{1}{4} \sum_{y, y'} G(x, y, y')$ , gives very similar results. The limiting behaviour,  $\Delta C(x \gg 1) \approx C(0) = \langle h(0)^2 \rangle$ , provides an alternative definition of the (squared) interfacial width; we find its behaviour to be consistent with that of  $w^2$ . Hence from the scaling of  $m(y)$  and  $G_{\parallel}(x)$  we expect  $a_{\perp}^{-2} \Delta C(a_{\parallel} x) \approx \Delta C_{\text{eq}}(x)$ , in agreement with Weeks scaling in equilibrium [20]:  $\Delta C_{\text{eq}}(x) \approx w^2 \mathcal{C}(x/\xi_{\parallel}^{\text{eq}})$ , where  $\mathcal{C}$  is the scaling function, and  $w \sim L_y$ . Indeed both for strong boundary drive and weak bulk drive we obtain data collapse using the *same* values for  $a_{\parallel}$  and  $a_{\perp}$  as obtained above. In equilibrium  $\xi_{\parallel}^{\text{eq}} \sim L_y^2 \Gamma(L_y)/(k_B T)$ , where the effective interfacial stiffness  $\Gamma(L_y)$  increases upon reduction of the system width  $L_y$  [12, 19]; our rescaling with  $a_{\parallel} > a_{\perp}^2$  implies an increase of  $\Gamma$  under weak drive, consistent with the effect of increased confinement.

In summary, we have shown that structural properties of the interface of the Ising model under shear-like drive can be rationalized in terms of an increase in confinement. Shear weakens the auto-correlations of the local position of the interface and reduces the range of correlations of fluctuations parallel to the interface plane. For cases of strong boundary drive and weak bulk drive, where the two-point functions can be rescaled to equilibrium, we expect the roughness exponent to not change under drive. The reduction of the width of the interface and the increase of the effective stiffness, but not the behaviour of  $\xi_{\parallel}$ , resemble experimental results obtained in a sheared colloidal dispersion [5]. Despite the different dimensionality and the way the interface is localized by gravity (rather than walls), one may infer that interfaces under shear possess universal features. As an outlook, it would be interesting to see whether the effective confinement picture holds for further systems.

We thank R. Zia, A. Gambassi, J. Eggers, and R. Evans for useful discussions. This work is supported by the EPSRC.

---

[1] see, e.g., R.M.L. Evans, Phys. Rev. Lett. **92**, 150601 (2004).

[2] O. Henrich, O. Pfeifroth, and M. Fuchs, J. Phys.: Condens. Matter **19**, 205132 (2007); J.M. Brader, Th. Voigtmann, M.E. Cates, and M. Fuchs, Phys. Rev. Lett. **98**, 058301 (2007). M.P. Lettinga, H. Wang, and J.K.G. Dhont, Phys. Rev. E **70**, 061405 (2004).

[3] A. Onuki, J. Phys.: Condens. Matter **9**, 6119 (1997).

[4] D.G.A.L. Aarts, M. Schmidt, and H.N.W. Lekkerkerker, Science **304**, 847 (2004).

- [5] D. Derks, D.G.A.L. Aarts, D. Bonn, H.N.W. Lekkerkerker, and A. Imhof, Phys. Rev. Lett. **97**, 038301 (2006).
- [6] B. Schmittmann and R.K.P. Zia, *Statistical Mechanics of Driven Diffusive Systems*, in Phase Transitions and Critical Phenomena, Vol. 17, ed. by C. Domb and J.L. Lebowitz (Academic London, 1995).
- [7] K.-t. Leung, K.K. Mon, J.L. Vallés, and R.K.P. Zia, Phys. Rev. B **39**, 9312 (1989); K.-t. Leung and R.K.P. Zia, J. Phys. A: Math. Gen. **26**, L737 (1993).
- [8] E.N.M. Cirillo, G. Gonnella, and G.P. Saracco, Phys. Rev. E **72**, 026139 (2005).
- [9] F.Q. Potiguar and R. Dickman, Eur. Phys. J. B **52**, 83 (2006).
- [10] K. Kawasaki, Phys. Rev. **145**, 224 (1966).
- [11] D.B. Abraham and P. Read, Phys. Rev. Lett. **33**, 377 (1974).
- [12] J. Stecki, A. Maciolek, and K. Olausen, Phys. Rev. B **49**, 1092 (1994).
- [13] D.B. Abraham, V. Mustonen and A.J. Wood, Phys. Rev. Lett. **93**, 076101 (2004); Phys. Rev. E **70**, 066138 (2004).
- [14] The situation in  $3d$  is very different. The lowest energy interface excitations which are affected by the boundary are “whiskers” [J. Bricmont *et al.*, J. Stat. Phys. **42**, 743 (1986)], which restrict transport much less than meandering which is insignificant because it is far too energetic.
- [15] S. van Gemmert, G. Barkema, S. Puri, Phys. Rev. E **72**, 046131 (2005).
- [16] See the accompanying EPAPS material for movies exemplifying the dynamics in equilibrium and under drive.
- [17] R. Glauber, J. Math. Phys. **4**, 294 (1963).
- [18] When viewed as a data set of pairs  $\{y, m\}$ , the scaling corresponds to the operation  $\{y/a_{\perp}, m\}$ .
- [19] A. De Virgiliis, E.V. Albano, M. Müller, and K. Binder Physica A **352**, 477 (2005).
- [20] J.D. Weeks, Phys. Rev. Lett. **52**, 2160 (1984).

## Figures

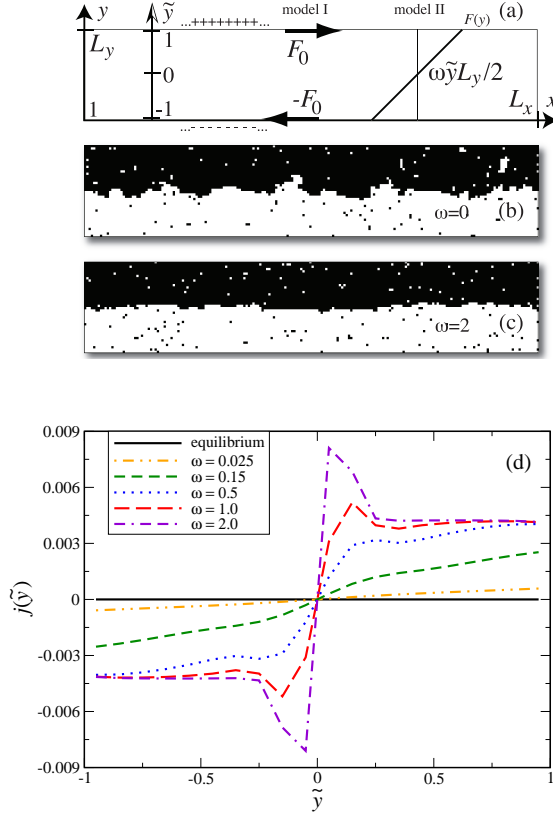


FIG. 1: (color online) a) Illustration of the 2d Ising strip between  $+/-$  walls under an external driving field  $JF(y)$  parallel to the walls. The field acts with strength  $F_0$  at the boundary layers only (model I) or varies linearly with (scaled) distance  $\tilde{y}$  across the strip, where  $\omega$  determines the slope (model II). b) Snapshot from simulation for  $T/T_c = 0.75$ ,  $L_x = 200$ , and  $L_y = 20$  at equilibrium; black (white) regions indicate  $\sigma_i = +1(-1)$ . c) Same as b) but under strong drive according to model II with  $\omega = 2$ . d) The current profile  $j(\tilde{y})$  parallel to the walls as a function of  $\tilde{y}$  for different values of  $\omega$  (as indicated) in model II for the same values of  $T, L_x, L_y$  as in b).



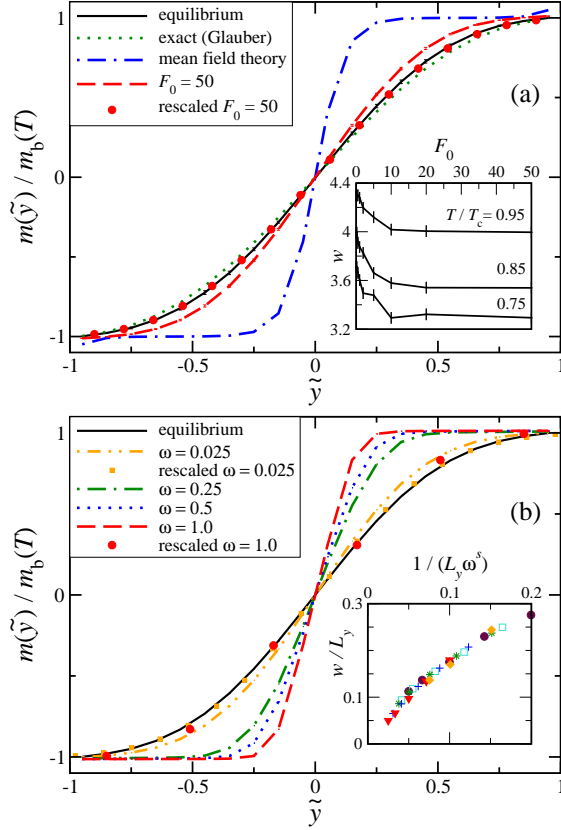


FIG. 2: (color online) Scaled magnetization profiles  $m(\tilde{y})/m_b(T)$  as a function of the scaled distance  $\tilde{y}$  for  $T/T_c = 0.75$ ,  $L_x = 200$ ,  $L_y = 20$ . a) Model I: Kawasaki equilibrium result, Glauber equilibrium result, mean-field result, Kawasaki result for  $F_0 = 50$ , and the latter rescaled as  $m(0.83\tilde{y})$ . Inset: Variation of the interfacial width  $w$  with  $F_0$  for three different temperatures (as indicated). b) Kawasaki simulation results for model II are shown in equilibrium and for a range of values of the field gradient  $\omega$  (as indicated), as well as using rescaling  $m(a_{\perp}\tilde{y})$ , where  $a_{\perp} = 1/1.15, 1/3.4$  for  $\omega = 0.025, 1$ , respectively. Error bars are of the order of the line thickness. Inset: Variation of the scaled interfacial width  $w/L_y$  with the scaling variable  $1/(L_y\omega^s)$ , where  $s = 0.3$ , for  $\omega = 0.025$  (diamonds),  $0.1$  (filled circles),  $0.2$  (squares),  $0.25$  (stars),  $0.5$  (crosses), and  $1$  (triangles).

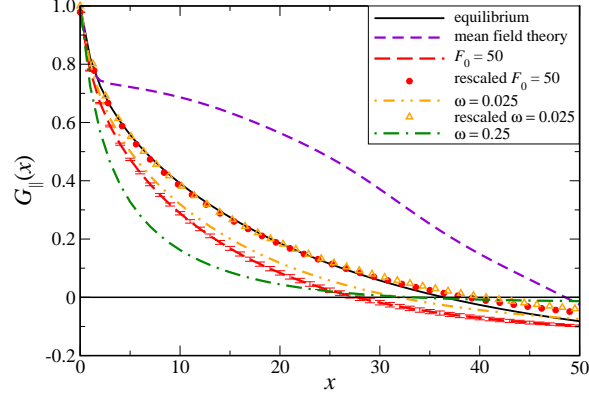


FIG. 3: (color online) Spin-spin pair correlation function  $G_{\parallel}(x)$  at the center of the strip as a function of distance  $x$  for  $T/T_c = 0.75$ ,  $L_x = 200$ ,  $L_y = 20$ . Shown are results in equilibrium, from mean-field theory, from Kawasaki simulations with strong boundary-drive in model I ( $F_0 = 50$ ), the same rescaled as  $G_{\parallel}(x/1.4)$ ; Kawasaki simulation results for model II are shown for  $\omega = 0.025$  and  $0.25$ , as well as the former case rescaled as  $G_{\parallel}(x/1.27)$ .