

The Infrared Afterglow of Supermassive Black Hole Mergers

Jeremy D. Schnittman¹ and Julian H. Krolik²

ABSTRACT

We model the spectra and light curves of circumbinary accretion disks during the time after the central black holes merge. The most immediate effect of this merger is the deposition of energy in the disk due to the gravitational wave energy and linear momentum flux released at merger. This has the effect of perturbing the circular orbits of gas in the disk, which then intersect and radiate the dissipated energy. Because the disk is expected to be very optically thick, the radiation emerges predominantly in the infrared, and lasts for tens of thousands of years when the total black hole mass is $M \sim 10^8 M_\odot$. On the basis of a simple cosmological merger model in which a typical supermassive black hole undergoes a few major mergers during its lifetime, we predict that $\sim 10^4 - 10^5$ of these afterglow sources should be observable today. We also discuss the possibility of identifying them with existing multi-wavelength surveys such as SWIRE/*XMM-LSS*/XBootes and COSMOS.

Subject headings: black hole physics – galaxies: nuclei

1. INTRODUCTION

Recent results from numerical relativity suggest that the merger of two rapidly spinning black holes (BHs) can result in a large recoil from the anisotropic emission of gravitational waves (Bekenstein 1973; Fitchett 1983; Baker et al. 2006, 2007; Campanelli et al. 2007a,b; Gonzalez et al. 2007a,b; Herrmann et al. 2007a,b; Tichy & Marronetti 2007). This recoil, or “kick,” may lead to a number of interesting astronomically observable signatures, many of them much longer lived than the gravitational wave signal itself. Some of these signatures are indirect, and depend on galactic dynamics effects involving the merged black hole. For example, low-density cores in the central regions of galaxies may indicate a kicked black hole that ejected stars as it relaxed back to the center via dynamical friction (Merritt et al. 2004;

¹Johns Hopkins University; schnittm@pha.jhu.edu

²Johns Hopkins University; jhk@pha.jhu.edu

Gualandris & Merritt 2007). Alternatively, if the merged BH is ejected from the galaxy, it may also leave behind a bulge without changing its mass or velocity dispersion, thus breaking the M - σ relation for a number of systems (Volonteri 2007). The overall population fraction of central black holes may give a way of indirectly measuring the distribution of BH recoil velocities (Schnittman 2007).

Another class of recoil observations depends on the direct electromagnetic (EM) signature from gas accreting onto the kicked BH. The quasar that results may be spatially displaced from the galactic center (Loeb 2007), and its line spectrum may be Doppler shifted relative to the host galaxy (Bonning et al. 2007). Milosavljevic & Phinney (2005) discuss the EM signal that would appear following a BH merger within a circumbinary gas disk, in which a central gap of gas was cleared out by the inspiraling BHs, but then is refilled on an inflow time after the merger. This scenario, independent of any recoil kick, could provide a soft X-ray counterpart to a LISA event on a timescale of a few months to years after the gravitational wave (GW) signal. More recently, Lippai et al. (2008) investigated the emission from shocks in a disrupted disk in a similar configuration to that of Milosavljevic & Phinney (2005), but including a kick for the final BH. Kocsis & Loeb (2008) estimated the (small) luminosity generated by viscous dissipation associated with the passage of the gravitational wave pulse itself through a surrounding accretion disk. Within this class of direct EM emission models, new speculation predicts the possibility of trails of gamma-ray emission from dark matter annihilation in the wake of the recoiling BH (Mohayaee et al. 2008).

In this paper we also consider a circumbinary disk around an inspiraling binary BH system, but focus on the long-term afterglow emission from the perturbed disk. At the time of merger, the gas in the surrounding disk is instantaneously placed on eccentric orbits due both to the change in gravitational potential from GW energy loss and the recoil of the central BH. These perturbed orbits relax back to circular trajectories while conserving angular momentum but dissipating energy over a few orbital periods. Because these disks are very optically thick, the dissipated energy will be radiated with a thermal spectrum, giving a warm yet relatively short-lived signal from the inner edge of the disk, followed by prolonged infrared (IR) emission from the outer regions of the disk. This signature differs from that predicted by Lippai et al. (2008) and Shields & Bonning (2008), who argued that there would be prompt emission in the ultraviolet (UV) and X-ray bands, based on calculations that do not include the disk opacity. Our work also contrasts with previous efforts in that both Milosavljevic & Phinney (2005) and Lippai et al. (2008) focused on EM counterparts to LISA sources, and thus limited the total mass in the merger to $\lesssim 10^6 M_\odot$ (Kocsis et al. 2007). We relax this limit because observations suggest that the SMBH mass function $dN/d \log M$ peaks closer to $\sim 10^8 M_\odot$ for redshifts $z \gtrsim 0.5$ (Marconi et al. 2004; Merloni 2004). However, we also consider the lower mass range so that we can estimate the character of the afterglows

produced by the smaller mass mergers that may produce gravitational waves detectable by LISA.

For black hole masses of $\sim 10^8 M_\odot$, the IR afterglow signature could last for hundreds of thousands of years and provide evidence of SMBH mergers even without LISA signals. For reasonable pre-merger accretion rates, the central gap cleared out by the inspiraling binary does not close for $\sim 10^6$ years, giving a unique signature with infrared luminosity comparable to that of a quasar, and virtually no UV or X-ray emission. Similarly, unlike classical AGN, we expect no compact radio jets or photoionized emission lines. Using the anti-hierarchical BH mass function of Merloni (2004) and an estimate of the SMBH merger rate (Sesana et al. 2004), we expect a total merger rate of ~ 0.1 per year out to $z \sim 6$ for total mass $M > 10^6 M_\odot$. Due to the long lifetimes of such afterglows, as many as $\sim 10^4 - 10^5$ may be observable in the entire sky at any one time. Within the fields and flux sensitivities of existing multi-wavelength surveys such as SWIRE and COSMOS, we expect that $\sim 1 - 10$ may be discernable today, but any candidates would require follow-up optical spectroscopy for positive identification.

This paper is organized as follows: in Section 2 we describe a simple model for a binary merger including GW energy and momentum losses and the subsequent behavior of the perturbed circumbinary disk, with predictions of light curves and spectra. In Section 3 we combine these results with a cosmological merger model and calculate expected merger rates and distribution of afterglow spectra. In Section 4 we discuss the feasibility of observing such systems, and present our conclusions in Section 5.

2. SPECTRAL SIGNATURE OF A SINGLE MERGER

2.1. Circumbinary disk model

We begin with a circumbinary disk described by an inner radius R_{in} , total BH mass $M = M_1 + M_2$, mass ratio $q = M_1/M_2 \leq 1$, accretion rate \dot{M} , and an efficiency η such that, if the disk extended all the way in to a single central black hole, the luminosity would be $L = \eta \dot{M} c^2$. For this efficiency, we can define a normalized accretion rate $\dot{m} = \dot{M}/\dot{M}_{\text{Edd}}$, where $L_{\text{Edd}} = \eta \dot{M}_{\text{Edd}} c^2$ is the Eddington luminosity. Outside of R_{in} , we describe the disk by a steady-state alpha model, with nominal efficiency $\eta = 0.1$ and viscosity parameter $\alpha = 0.1$ (Shakura & Sunyaev 1973). The sensitivity of our results to these assumptions is discussed in Section 5.

For a pair of BHs on a circular orbit with binary separation a , the inner edge of the circumbinary disk is located at $R_{\text{in}} = \lambda a$, where $\lambda(q)$ is a function only of the mass ratio and

exhibits a relatively small range around $\lambda \approx 1.6 - 1.8$ for $q \gtrsim 0.01$ (Artymowicz & Lubow 1994). Interior to this point, gas either accretes directly onto one of the two BHs or, more likely, is ejected from the system, giving a gap of very low density inside of R_{in} (MacFadyen & Milosavljevic 2008; Bogdanovic et al. 2008). When the binary separation is sufficiently small, its evolution becomes dominated by gravitational wave losses and inspirals on a timescale given by the leading-order quadrupole formula (Peters 1964):

$$t_{\text{insp}}(a) = -\frac{a}{\dot{a}} = \frac{5}{64} \frac{c^5}{G^3} \frac{a^4}{M^2 \mu}, \quad (1)$$

where $\mu = M_1 M_2 / M$ is the reduced mass of the binary.

As the binary orbit shrinks, the inner edge of the disk follows closely behind, maintaining the relation $R_{\text{in}} = \lambda a$ as long as the inflow time is less than the inspiral time. For a standard alpha disk, the gas inflow time is given by [e.g. Krolik (1999)]

$$t_{\text{inflow}}(R) \approx \frac{R^2 \Omega_{\text{orb}}}{\alpha c_s^2} \approx \frac{1}{\alpha} \frac{R^{3/2}}{(GM)^{1/2}} \left(\frac{R}{h} \right)^2, \quad (2)$$

where Ω_{orb} is the orbital angular velocity, c_s is the sound speed, and h is the disk thickness. In the inner regions of the disk, where the pressure is radiation-dominated and the opacity is dominated by electron scattering, we have (Shakura & Sunyaev 1973; Novikov & Thorne 1973)

$$t_{\text{inflow}}(R_{\text{rad}}) \approx 5 \times 10^6 \alpha_{-1}^{-1} \eta_{-1}^2 \dot{m}_{-1}^{-2} M_8 x_3^{7/2} \text{ yr}, \quad (3)$$

while in the outer, gas-pressure and scattering-dominated region, we have

$$t_{\text{inflow}}(R_{\text{gas}}) \approx 7 \times 10^5 \alpha_{-1}^{-4/5} \eta_{-1}^{2/5} \dot{m}_{-1}^{-2/5} M_8^{6/5} x_3^{7/5} \text{ yr}. \quad (4)$$

Here we have employed scaled parameters $\alpha = 0.1\alpha_{-1}$, $\eta = 0.1\eta_{-1}$, $\dot{m} = 0.1\dot{m}_{-1}$, $M = 10^8 M_8 M_\odot$, and $x = 10^3 x_3 (Rc^2/GM)$ is the radius in geometric units. The point where the disk transitions from radiation- to gas-pressure dominated can be estimated by setting $t_{\text{inflow}}(R_{\text{rad}}) = t_{\text{inflow}}(R_{\text{gas}})$, or

$$x_{\text{trans}} \approx 4 \times 10^2 \alpha_{-1}^{10/105} \eta_{-1}^{-4/5} \dot{m}_{-1}^{4/5} M_8^{10/105}. \quad (5)$$

Scaled in terms of x_3 , the inspiral time is

$$t_{\text{insp}}(R_{\text{in}}/\lambda) \approx 1 \times 10^6 M_8 \frac{(1+q)^2}{q} \lambda^{-4} (q) x_3^4 \text{ yr}. \quad (6)$$

When the inspiral time becomes shorter than the gas inflow time at the inner edge, the binary separation decreases faster than the gas can move in, effectively decoupling the BHs

from the disk, and the merger occurs soon after (Milosavljevic & Phinney 2005). For our nominal model parameters $M = 10^8 M_\odot$, $q = 1$, $\eta = 0.1$, and $\dot{m} = 0.1$, the central gap in the disk is quite large: $R_{\text{in}} \approx 10^3 M$. However, we also find that for some system parameters, namely when q is small (thus a long inspiral time) and the accretion rate is large (thus a short inflow time), the inner edge of the disk is able to keep up with the gravitational inspiral up to the final plunge and no appreciable gap is formed. Furthermore, we find that whenever a gap *is* formed, the inner edge is almost always within the gas-pressure dominated region of the disk, so we can solve for R_{in} with equations (4, 6):

$$(R_{\text{in}}/M) \approx 1 \times 10^3 \alpha_{-1}^{-4/13} \eta_{-1}^{2/13} \dot{m}_{-1}^{-2/13} M_8^{1/13} \left[\frac{q\lambda^4(q)}{(1+q)^2} \right]^{5/13}. \quad (7)$$

(Note that in Milosavljevic & Phinney (2005), the inflow time is taken to scale as R^2 , and they consequently find smaller values of R_{in} , typically within the radiation-dominated region of the disk.)

2.2. Post-merger dynamics of a perturbed disk

At the time of merger, M is reduced nearly instantaneously by a fraction ϵ_{GW} due to GW energy flux, with ϵ_{GW} typically a few percent. This mass loss is scaled to the symmetric mass ratio $\nu \equiv q/(1+q)^2$, normalized to numerical simulations of non-spinning BH mergers (Gonzalez et al. 2007a; Herrmann et al. 2007a):

$$\epsilon_{\text{GW}} \approx 0.08 \nu + 0.32 \nu^2. \quad (8)$$

This mass loss could be as high as $\epsilon_{\text{GW}} \approx 0.1$ for aligned, rapidly spinning BHs (Marronetti et al. 2007; Dain et al. 2008), but averaging over an ensemble of uniformly distributed spin orientations, we think the non-spinning estimate is reasonable.

For generic systems without special symmetries, the resulting black hole also receives a linear momentum recoil with velocity V_{kick} . This recoil leaves the outer regions of the disk (where $V_{\text{orb}} \lesssim V_{\text{kick}}$) unbound and significantly disrupts the inner regions. For the bound regions ($V_{\text{orb}} \gtrsim V_{\text{kick}}$), an annulus of mass $dM(R) = 2\pi R dR \Sigma(R)$ on an originally circular orbit at radius R receives an instantaneous boost in energy relative to the merged black hole of

$$dE_{\text{kick}}(R_{\text{bound}}) = \frac{G dM(R) M}{R} \epsilon_{\text{GW}} + \frac{1}{2} dM(R) V_{\text{kick}}^2. \quad (9)$$

In the unbound outer regions, the change in energy is simply the original binding energy dE_0 :

$$dE_{\text{kick}}(R_{\text{unbound}}) = -dE_0 = \frac{G dM(R) M}{2R} = \frac{1}{2} dM(R) V_{\text{orb}}^2. \quad (10)$$

In the inner-most regions, where the mass-loss contribution to the energy gain is significant, it is possible that not all this added energy will be available for dissipation. This is because (as pointed out to us by Cole Miller), in the perfect (i.e. dissipationless) fluid limit, fluid elements retain their initial angular momentum. With the new, smaller central mass, that angular momentum is too large for any bound orbit at their initial radius. If fluid dynamics enforces circular orbits in the long-run, individual fluid elements expend most of the energy they gained by the mass-loss on moving out to their new orbital radius, leaving only $\sim (GM/R)\epsilon_{GW}^2$ available for dissipation. However, the actual mechanics of this response may well involve numerous shocks in which considerable angular momentum mixing between different fluid streams can occur. The effectiveness of this mixing will depend on numerous considerations including the radial surface mass density profile, the rapidity of cooling, and the role of radiation pressure (see below for further estimates relevant to the latter two), and its evaluation is therefore best left to future work. Given this uncertainty, we have opted for the more optimistic scaling (heating from mass-loss $\sim \epsilon_{GW}$ times the binding energy) in the results shown here. However, we have checked that whether one adopts a mass-loss heating scaling $\sim \epsilon_{GW}$ or $\sim \epsilon_{GW}^2$ makes very little difference to our conclusions because it alters the afterglow at an interesting level only during the first 10^2 – 10^3 yr after merger, while nearly all the detectable objects will be seen at much later times.

For the systems we have considered, the vast majority of the afterglow energy is released in the regions of the disk that are dominated by gas pressure (typically $R \gtrsim 10^3 M$), where the surface density is given by (Shakura & Sunyaev 1973; Novikov & Thorne 1973)

$$\Sigma(R) \approx 1 \times 10^5 \alpha_{-1}^{-4/5} \eta_{-1}^{-3/5} \dot{m}_{-1}^{3/5} M_8^{1/5} x_4^{-3/5} \text{ gm/cm}^2 \quad (11)$$

and the gas density is

$$\rho(R) \approx 1 \times 10^{-10} \alpha_{-1}^{-7/10} \eta_{-1}^{-2/5} \dot{m}_{-1}^{2/5} M_8^{-7/10} x_4^{-33/20} \text{ gm/cm}^3. \quad (12)$$

From here on, we use a fiducial radial distance of 10^4 gravitational radii, corresponding to the marginally bound region of the disk for the largest expected kicks. Strictly speaking, equations (11, 12) assume that the opacity is dominated by electron scattering, but they are actually quite similar to the expressions corresponding to free-free/bound-free scattering. In practice, both opacity effects tend to be important (and also dust and molecular opacities at lower temperatures in the outer-most regions of the disk) and we find our pre-merger disks are extremely optically thick out to radii of at least $x = 10^5$. Since the total energy released at each point in the disk is proportional to the surface density (eqn. 9), only optically thick disks will actually have enough mass to produce a significant amount of luminosity. Moreover, because $\Sigma(R)$ depends on \dot{m} only to the $3/5$ power and on M only to the $1/5$ power, our conclusion that these disks have large optical depths should be valid over a wide

range of possible conditions. As we will show below, even the abrupt heating that takes place after the black hole merger does not alter this conclusion.

The change in energy given in equation (9) leads to a perturbed disk with eccentric, intersecting orbits. Conserving angular momentum in each annulus, the gas relaxes back to a collection of circular orbits on a timescale of order t_{heat} as shocks due to intersecting orbits dissipate energy in the disk. We define the heating time as the time it takes for nearby eccentric orbits to cross. In the epicyclic approximation for small eccentricity e , the radial coordinate R of a perturbed orbit is

$$R(t) = R_0(1 + e \cos \psi), \quad (13)$$

where R_0 is the radius of the guiding center orbit and $\psi = \Omega_{\text{orb}}t + \psi_0$ is the epicyclic phase. Density caustics form when orbits with different R_0 overlap at the same R :

$$\frac{\partial R}{\partial R_0} = \frac{3(GM)^{1/2}t}{2R_0^{3/2}}(e \sin \psi) + (1 + e \cos \psi) = 0. \quad (14)$$

In the limit of small e , we get a heating time of

$$t_{\text{heat}} \approx \frac{2}{3} \frac{R_0^{3/2}}{(GM)^{1/2}e} = \frac{1}{3\pi} \frac{t_{\text{orb}}}{e}. \quad (15)$$

In the simplest case where the kick velocity is zero, the instantaneous GW mass-loss will excite the entire disk with a constant eccentricity $e_{\text{mass-loss}} \approx \epsilon_{\text{GW}}$, independent of radius. In the opposite regime where the mass-loss contribution to the eccentricity is much smaller than that of the recoil, the post-kick magnitude of the total specific angular momentum ℓ of a single fluid element relative to the merged black hole will be

$$\ell^2 = R_0^2(V_{\text{orb}}^2 + 2\beta V_{\text{orb}}V_{\text{kick}} + \beta^2 V_{\text{kick}}^2 + z^2 V_{\text{kick}}^2), \quad (16)$$

where βV_{kick} is the component of the kick parallel to the fluid velocity vector, $z V_{\text{kick}}$ is the component of the kick perpendicular to the orbital plane. The semi-major axis of such a fluid element can be determined from its specific energy ε :

$$\frac{1}{a} = -\frac{2\varepsilon}{GM} = \frac{1}{GM}(V_{\text{orb}}^2 - 2\beta V_{\text{orb}}V_{\text{kick}} - V_{\text{kick}}^2). \quad (17)$$

Combining equations (16,17), we find the perturbed fluid element will have a post-kick eccentricity of

$$e_{\text{kick}} = \left(1 - \frac{\ell^2}{GMa}\right)^{1/2} = \frac{V_{\text{kick}}}{V_{\text{orb}}} \left[(1 + 3\beta^2 - z^2) + \frac{V_{\text{kick}}}{V_{\text{orb}}} 2\beta(1 + \beta^2 + z^2) + \frac{V_{\text{kick}}^2}{V_{\text{orb}}^2}(\beta^2 + z^2) \right]^{1/2}. \quad (18)$$

This is an exact result for bound, Keplerian orbits. For $V_{\text{kick}} \ll V_{\text{orb}}$, we find the typical eccentricity scales like $e \approx V_{\text{kick}}/V_{\text{orb}}$ for planar kicks with $z = 0$ and $e \approx (V_{\text{kick}}/V_{\text{orb}})^2$ for kicks directed out of the orbital plane with $z = 1$ and $\beta = 0$. While the final kick direction is not independent of its magnitude, the relationship is not well-known at this point (Tichy & Marronetti 2007), so for these simple estimates, we typically average over angles to get $\beta^2 = z^2 = 1/3$.

In practice, when estimating the heating rate in equation (15), we use a combination of the mass-loss and kick eccentricities:

$$e_{\text{tot}} = \sqrt{\epsilon_{\text{GW}}^2 + \langle e_{\text{kick}}^2 \rangle}, \quad (19)$$

where $\langle e_{\text{kick}}^2 \rangle$ is the average of equation (18) over an isotropic distribution of kick directions. We further impose the constraint that $e_{\text{tot}} \leq 1$ everywhere in the disk, with $e_{\text{tot}} = 1$ indicating the unbound regions.

To calculate the light curves produced by the merger, we must first estimate the temperature, density, and optical depth of the perturbed disk. During the heating phase, shocks with characteristic speed V_{shock} will be driven through the gas at each annulus in the disk. In much of the bound region, the shock speed will be roughly limited by the kick speed, a result confirmed by Shields & Bonning (2008), who calculated the relative velocity of colliding geodesic particles on perturbed orbits, finding $V_{\text{shock}} \approx 0.3V_{\text{kick}}$ at early times and $V_{\text{shock}} \approx 0.9V_{\text{kick}}$ at later times. In the innermost regions of the disk, the GW mass loss (neglected by Shields & Bonning (2008)) will dominate the orbital dynamics, giving

$$V_{\text{shock,bound}} \lesssim \max [(2\epsilon_{\text{GW}})^{1/2}V_{\text{orb}}, V_{\text{kick}}]. \quad (20)$$

In the unbound regions, the shock speed is limited by the orbital velocity, so

$$V_{\text{shock,unbound}} \approx \min [V_{\text{orb}}, V_{\text{kick}}] \quad (21)$$

everywhere in those regions. It should be noted that even if the shock speeds in the bound regions are much smaller than the kick speed, as suggested by Lippai et al. (2008), the total kick energy must still be dissipated eventually, and only the initial temperatures will be different. However, as we will see below, the post-shock disk should be quite optically thick to thermalization, giving robust spectral and light curve predictions independent of the specific heating details.

2.3. Dissipation of energy in the disk

Assuming the pre-merger disk is relatively cold, the initial shocks heat the gas to a temperature

$$\begin{aligned} T_{\text{shock}} &= \frac{3}{16} \frac{\mu}{k} V_{\text{shock}}^2 \text{ K} \\ &\approx 1.4 \times 10^7 V_{1000}^2 \text{ K}, \end{aligned} \quad (22)$$

where $\mu \approx 0.6m_p$ is the mean molecular mass of the gas and V_{1000} is the shock velocity in thousands of km/s (McKee & Hollenbach 1980). This energy in turn will be transformed to radiation on the bremsstrahlung radiation timescale:

$$t_{\text{rad}} = \frac{3kT_{\text{shock}}}{1.4 \times 10^{-27} (\rho/m_p) T_{\text{shock}}^{1/2}} \approx 17 V_{1000} \alpha_{-1}^{7/10} \eta_{-1}^{2/5} \dot{m}_{-1}^{-2/5} M_8^{7/10} x_4^{33/20} \text{ s}, \quad (23)$$

where we have used the free-free volume emissivity given in Shapiro & Teukolsky (1983). This timescale is much shorter than any dynamical time in the system, so we assume all the shock energy is converted instantly into radiation.

At the high temperatures prevailing immediately post-shock, the disk may no longer be optically thick to free-free absorption, but will still be highly opaque to electron scattering. Where, as here, $\tau_{es} > \tau_{ff}$, the optical depth to thermalization is given by $\tau_{\text{therm}} = (\tau_{es}\tau_{ff})^{1/2}$, where τ_{es} and τ_{ff} are the electron scattering and free-free optical depths, respectively:

$$\tau_{es} = 0.35 \Sigma, \quad (24a)$$

$$\tau_{ff} = \bar{\kappa}_{ff} \Sigma \approx 2.3 \times 10^{24} \rho T^{-7/2} \Sigma, \quad (24b)$$

$$\tau_{\text{therm}} \approx 0.5 \alpha_{-1}^{-23/20} \eta_{-1}^{-4/5} \dot{m}_{-1}^{4/5} M_8^{-3/20} x_4^{-57/40} T_7^{-7/4}. \quad (24c)$$

Here $\bar{\kappa}_{ff}$ is the mean free-free opacity calculated by averaging over a bremsstrahlung emission spectrum at temperature $T = 10^7 T_7$ K. Thus, for typical parameters, we expect the disk immediately post-shock to be marginally optically thick in terms of thermalization.

When the parameters are such that the initial burst of free-free radiation is well-thermalized, the spectrum quickly evolves through absorption and reradiation to Planck form. As it does so, the matter and the radiation reach a state of thermodynamic equilibrium at a temperature defined by matching the thermal energy density created by the shock to the total heat content of gas and photons:

$$\frac{9}{32} \rho V_{\text{shock}}^2 = aT_{\text{therm}}^4 + \frac{3}{2} \frac{\rho}{\mu} kT_{\text{therm}}. \quad (25)$$

For any shocks with $V_{\text{shock}} \gtrsim 100$ km/s, the thermodynamic equilibrium pressure will be completely dominated by the radiation. The equilibrium temperature is then

$$T_{\text{therm}} \approx 8 \times 10^4 V_{1000}^{1/2} \alpha_{-1}^{-7/40} \eta_{-1}^{-1/10} \dot{m}_{-1}^{1/10} M_8^{-7/40} x_4^{-33/80} \text{ K}. \quad (26)$$

The fact that the thermodynamic equilibrium is strongly dominated by radiation pressure has the consequence that only a small portion of the initially-radiated free-free emission need be immediately thermalized in order for the gas quickly to reach thermodynamic equilibrium. Because free-free opacity at frequencies ν well below kT/h is $\propto \nu^{-2}$, even when the blackbody peak is at first not thermalized, sufficiently low frequencies are. Thus, for those regions with $\tau_{\text{therm}} < 1$, we can define a cutoff frequency ν_{therm} below which the spectrum will be thermalized:

$$\left(\frac{h\nu_{\text{therm}}}{kT_{\text{shock}}} \right) \approx 1.3 \alpha_{-1}^{-23/20} \eta_{-1}^{-4/5} \dot{m}_{-1}^{4/5} M_8^{-3/20} x_4^{-7/5} T_7^{-7/4}. \quad (27)$$

If $\tau_{\text{therm}} < 1$, the thermalized band will always be in the Rayleigh-Jeans portion of the Planck spectrum.

The total energy content in this low-frequency thermalized portion of the spectrum is given by

$$U_{\text{therm}} \approx \frac{5}{\pi^4} \left(\frac{h\nu_{\text{therm}}}{kT_{\text{shock}}} \right)^3 a T_{\text{shock}}^4. \quad (28)$$

When this is comparable to the energy in the post-shock gas, $3/2(\rho/\mu)kT_{\text{shock}}$, the temperature of the matter must be reduced by a factor of order unity in order to supply the energy in the radiation, in turn raising τ_{therm} ($\propto T^{-7/4}$) and therefore U_{therm} . Further depression of the gas temperature follows, leading to a still wider bandwidth of thermalization. Rapid approach to thermodynamic equilibrium is thus the end-result whenever the initial energy in thermalized photons is comparable to the gas energy. This condition of $U_{\text{therm}} \gtrsim 3/2(\rho/\mu)kT_{\text{shock}}$ will be satisfied for all shock temperatures with

$$T_{\text{shock}} \lesssim 2 \times 10^{10} \alpha_{-1}^{11/9} \eta_{-1}^{-8/9} \dot{m}_{-1}^{8/9} M_8^{1/9} x_4^{-7/6} \text{ K}. \quad (29)$$

For our fiducial parameters, the corresponding shock speed is so high—nearly 40,000 km/s, roughly ten times the largest possible kick speed—that highly unusual conditions are required for this condition to be violated. Furthermore, since the shock speed is limited by the orbital speed, and $V_{\text{orb}} \approx 3000 x_4^{-1/2}$ km/s, only systems with extremely low accretion rates ($\dot{m}_{-1}^{8/9} \lesssim 10^{-3}$) have any chance of avoiding rapid thermalization. But as we mentioned above, since the luminosity is proportional to the disk surface density (and $\Sigma \sim \dot{m}^{3/5}$), we expect to observe only those systems with moderate-to-large \dot{m} in the first place!

Even if free-free absorption were not enough to thermalize the radiation, Compton scattering could also do the job on a timescale roughly comparable to t_{rad} . This is because the characteristic Compton- y parameter at the post-shock temperature is

$$y = \frac{4kT_{\text{shock}}}{m_e c^2} \tau_{\text{es}}^2 \approx 1 \times 10^6 V_{1000}^2 \alpha_{-1}^{-8/5} \eta_{-1}^{-6/5} \dot{m}_{-1}^{6/5} M_8^{2/5} x_4^{-6/5}. \quad (30)$$

In this case, the thermal energy of the gas is drained as the electrons scatter into a Wien spectrum the large number of low-energy photons they have created by free-free emission. The timescale for this process is almost as fast as the free-free radiation cooling time itself because each low-energy photon receives on average an additional energy $\sim kT_e$ by subsequent inverse Compton scattering.

2.4. Light curves and spectra

Thus, by any of several processes, the very large column densities found in these disks ensure that thermalization is inevitable. After the disk is shock-heated and reaches a radiation-dominated thermal state, it will expand adiabatically to a post-shock scale height determined by hydrostatic equilibrium:

$$h_{\text{shock}}^2 \sim c_s^2 T_{\text{orb}}^2 \sim \frac{p}{\rho} \frac{R^3}{GM}, \quad (31)$$

with the pressure and density given by $p = dE_{\text{kick}}/(2\pi h_{\text{shock}} R dR)$ and $\rho = \Sigma/h_{\text{shock}}$. Since the initial orbital energy of the annulus is $dE_0 = (2\pi R dR \Sigma)(-GM/R)$, we can write the post-shock scale height as

$$h_{\text{shock}} \approx \left| \frac{dE_{\text{kick}}}{dE_0} \right|^{1/2} R. \quad (32)$$

The internal energy of the perturbed disk is then radiated over a cooling time at each radius, which for optically thick, radiation-pressure dominated disks is given by

$$t_{\text{cool}} \approx \tau_{\text{es}} \frac{h}{c} \approx 0.33 \Sigma(R) \left| \frac{dE_{\text{kick}}}{dE_0} \right|^{1/2} \frac{R}{c}. \quad (33)$$

The evolution of internal energy dE_{shock} due to intersecting orbits of the perturbed disk is thus governed by

$$\frac{d}{dt} dE_{\text{shock}} = \frac{dE_{\text{kick}}}{t_{\text{heat}}} \Big|_{t < t_{\text{heat}}} - \frac{dE_{\text{shock}}}{t_{\text{cool}}}, \quad (34)$$

which gives a radiated luminosity of

$$dL_{\text{shock}}(R; t) = \frac{dE_{\text{kick}}(R)}{t_{\text{heat}}(R)} \times \begin{cases} (1 - e^{-t/t_{\text{cool}}}) & : t < t_{\text{heat}} \\ (e^{t_{\text{heat}}/t_{\text{cool}}} - 1)e^{-t/t_{\text{cool}}} & : t > t_{\text{heat}} \end{cases}. \quad (35)$$

Thus, the luminosity grows linearly at early times, which is reasonable for crossing eccentric orbits, and decays exponentially at late times, appropriate for a diffusion process.

On top of this luminosity from the internal heating of the perturbed disk, we also assume that outside of R_{in} , the disk continues to behave as in a steady-state accretion disk, removing energy and angular momentum from the gas, giving the classical accretion luminosity at each point in the disk:

$$dL_{\text{acc}}(R) = \frac{3}{2} \frac{GM\dot{m}}{R^2} \frac{L_{\text{Edd}}}{\eta c^2} dR. \quad (36)$$

While the shock-heating and subsequent expansion of the perturbed disk may change the local accretion rate, we generally find the cooling time to be much shorter than the inflow time, so we continue to assume an overall steady-state disk model with constant \dot{M} at all radii. We anticipate that more detailed numerical simulations should be able to model the dynamic behavior of these perturbed disks in the near future. The local emission spectrum is taken to be a thermal blackbody with

$$dL_{\text{tot}}(R) = dL_{\text{shock}} + dL_{\text{acc}} = 4\pi R dR \sigma T^4(R), \quad (37)$$

with σ the Stefan-Boltzmann constant. After the merger, the inner edge of the disk continues to migrate inwards on an inflow timescale, eventually closing the gap and forming a “standard” accretion flow in the inner regions of the disk.

Figure 1 shows light curves for several events with $M = 10^8 M_{\odot}$, $\eta = 0.1$, and $\alpha = 0.1$, but varying q , V_{kick} , and \dot{m} . In all cases, we see an initial linear rise in luminosity as the gas near R_{in} is first excited and then radiates its heat on a timescale of a few years. The peak luminosity is typically reached after $\sim 10^3$ yr, and the afterglow remains roughly this bright for $\sim 10^4$ yr. In the solid, dashed, and dot-dashed curves, the binary mass ratio is unity, giving an inner edge of $R_{\text{in}} \sim 10^3 M$. In these cases, the inner gap is not closed until nearly 10^6 years after merger. At that point, the luminosity increases sharply. The reason for this abrupt behavior is that the inner edge of the disk moves in very slowly at large R , then accelerates its inward motion as the gap closes, leading to a nearly instantaneous increase in total luminosity. The solid and dashed curves have $\dot{m} = 0.1$, while the dot-dashed curve has $\dot{m} = 0.2$. For a higher accretion rate, R_{in} moves in slightly, and from equation (11), we see that overall mass—and thus luminosity—of the perturbed disk also increase with \dot{m} .

The solid and dot-dashed curves in Figure 1 correspond to a recoil of $V_{\text{kick}} = 1000$ km/s, and the dashed and dotted curves have $V_{\text{kick}} = 300$ km/s. From equation (9) we see that for the inner regions of the disk, where $GM \epsilon_{\text{GW}}/R \gg V_{\text{kick}}^2$, the perturbations due to mass loss are greater than those due to the kick, while in the outer regions, the kick term dominates. The dotted curve has $q = 0.1$, which causes the inner edge of the disk to be closer in at the time of decoupling, so the delay before gap filling is also shorter. From equation (8), we

expect a smaller GW mass loss, and so the initial heating rate is smaller. As can be seen from equation (35), the inner disk lights up on roughly the same timescale as the $q = 1$ cases despite having a smaller value of R_{in} . Note that all cases eventually settle down to nearly the same luminosity after the gap closes because the luminosity in the normal AGN phase is determined only by \dot{m} and M .

In Figure 2 we show a time sequence of spectra from a merger with $M = 10^8 M_\odot$, $\dot{m} = 0.1$, $q = 1$, and $V_{\text{kick}} = 1000$ km/s (the solid curve in Fig. 1). Over the first hundred years or so, the disk brightens as the perturbed orbits near the inner edge begin to intersect and dissipate energy. Then, as the region of maximum dissipation propagates outward, the disk slowly dims and reddens, its radiation moving from the optical/UV to IR over thousands of years. As in Figure 1, at around 10^6 years after the merger, the inner gap closes, forming a “typical” AGN with thermal emission peaking in the UV band.

At even later times, the situation becomes highly uncertain, as the system’s behavior depends largely on the existence and state of gas in the outermost regions of the disk ($R \gtrsim 10^5 M$). Even within this radius, it is not clear whether the gas can be described by a simple thin disk model as in Shakura & Sunyaev (1973). Beyond $R \gtrsim 10^4 M$, the disk may become gravitationally unstable, but there appears to be significant observational evidence that complete fragmentation and collapse is avoided by some auxiliary heating mechanism [Lodato (2008) and references therein]. In our simple model, if there is in fact appreciable gas and thus emission beyond $R \sim 10^5 M$, it should appear as a steadily reddening peak in the far infrared, as might be extrapolated from the curves in Figure 2. However, even if there is a significant amount of gas in these outermost regions, it will almost certainly be unbound after any appreciable kick (orbital speeds at $R \sim 10^6 M$ are a few hundred km/s), and thus inherently limited in its total available energy content.

To estimate the light curves and spectra we might expect to see from LISA counterparts with $M \sim 10^6 M_\odot$, recall that the total energy released in the afterglow scales like $\Sigma R^2 \sim M^{11/5}$ and the typical timescales vary as M . Thus the peak luminosity should be a factor of $\sim 10^{-2}$ smaller than those plotted in Figure 1 and evolve on a timescale 100 times shorter. The surface brightness, however, which scales like Σ , has only weak dependence on the total mass, so we expect LISA afterglows to have similar spectra, peaking in the near- to mid-IR over a period of a few years after the merger.

3. COSMOLOGICAL MERGER HISTORY

We adopt a standard Λ CDM cosmology with $\Omega_\Lambda = 0.74$, $\Omega_M = 0.26$, and normalized Hubble constant $h = 0.73$ (Spergel et al. 2007). At each redshift, we approximate the BH mass function by the anti-hierarchical distributions given by Merloni (2004), extrapolated to redshift $z = 6$. We assume that each BH experiences an average of N_{mm} major mergers between $z = 6$ and the present and that over this range, the merger rate per comoving volume is weakly dependent on redshift (Sesana et al. 2004). The top panel of Figure 3 shows the expected number of mergers with $M > 10^6 M_\odot$ throughout the universe per observer year per unit redshift for $N_{\text{mm}} = 3$ (in rough agreement with the lower-right panel of Fig. 1 in Sesana et al. (2004)). All rates quoted below should simply scale linearly with this parameter N_{mm} . Note that these merger rates are significantly lower than those typically quoted for LISA sources, which include a large number of smaller black holes ($M \lesssim 10^6 M_\odot$) at high redshift ($z \gtrsim 10$) (Menou et al. 2001; Sesana et al. 2004; Rhoads & Whyte 2005).

While the mass functions given by Merloni (2004) likely underestimate the number of low-mass AGNs due to observational selection effects, these systems are also much less likely to produce long-lived, bright afterglow signals. Therefore, in estimating number counts, it is reasonable to use the observations of Merloni (2004) to normalize the high-mass portion of the distribution function, even though they may be interpreted in terms of anti-hierarchical evolution, and use the hierarchical simulations of Sesana et al. (2004) to estimate the merger rates of these high-mass systems as a function of redshift. As mentioned above in Section 2.4, even if the number of low-mass ($M \lesssim 10^6 M_\odot$) binaries is greater by an order of magnitude, their luminosities and lifetimes will also be much smaller than those systems with mass around $10^8 M_\odot$, so the observable IR luminosity function should be rather insensitive to mergers involving low-mass black holes.

For a given merger, we determine the masses by selecting two black holes randomly from the distribution $\Phi(M, z)$ given in Merloni (2004). The kick magnitude is determined from the formulae given by Baker et al. (2008), which agree with earlier estimates of Schnittman & Buonanno (2007) for small to moderate kicks, but predict a larger number of extreme kicks above 1000 km/s. We assume a uniform distribution of BH spin orientations and set $a/M = 0.9$ for all systems. Recoil velocities generally scale linearly with the spin parameter, so should not be too sensitive to small uncertainties in this typical value. With regard to the spin orientation, Bogdanovic et al. (2007) recently argued that BHs embedded in a circumbinary accretion disk should rapidly align their spins with the overall angular momentum of the disk, which would in turn lead to much smaller recoil values. On the other hand, if the disk forms outside of the binary, we expect very little gas to actually accrete directly onto either black hole, and the BHs could very well maintain their original random

orientations (Schnittman 2004).

While the vast majority of isolated SMBHs are not active at any given time, the accretion rates for merging BHs may on average be much higher due to the inflow of gas after galactic mergers (Haehnelt & Rees 1993; Mihos & Hernquist 1994; Volonteri et al. 2003). Furthermore, many models rely on the dynamical friction of gas disks to bring the BHs close enough for gravitational radiation to take over and merge within a Hubble time—the “final parsec problem” (Escala et al. 2005; Dotti et al. 2007). Thus, we assume every merging system has a significant circumbinary disk, with accretion rates uniformly distributed in logarithmic space between $\dot{m} = 0.01$ and 1.

For each merger, we define the afterglow phase as the time during which the total luminosity in equation (37) is dominated by the shock heating due to the perturbed orbits and where the inner gap has not yet closed. In the bottom panel of Figure 3 we show the expected number of objects in the afterglow phase observable at the present time as a function of redshift. Note that while the merger rate (top panel of Fig. 3) decreases with $z \gtrsim 1$, the redshifted time makes those events appear to last longer to us, and thus there should be more in the afterglow phase at any given time. Additionally, due to the anti-hierarchical growth of SMBHs, mergers at higher redshifts typically involve larger masses and longer afterglows.

In Figure 4 we show the luminosity function $\Phi_{\text{glow}}(L, z)$ (in units of number per comoving volume per log luminosity) for systems in the afterglow phase in a number of different redshift bins. The distribution is remarkably narrow and constant in time. There are a number of reasons for this behavior. First, the BH mass distribution we use is peaked around $10^8 M_\odot$ and falls off sharply above $10^9 M_\odot$ (Merloni 2004). In the downsizing paradigm of cosmic evolution, the number of smaller-mass BHs ($\lesssim 10^7 M_\odot$) increases at low redshift, in turn giving a slightly larger number of low-luminosity afterglows, as shown by the black and blue curves in Figure 4. However, these low-mass systems are also much shorter-lived in their afterglow phase, giving a strong selection effect against seeing them at any one time. The mass accretion rate \dot{m} is also limited by a selection effect: we consider only $\dot{m} \geq 0.01$ in our model because if \dot{m} is too low (thus giving a low-luminosity, low-mass disk), the BH binary does not evolve quickly enough via dynamical friction with the disk to merge within a Hubble time (Escala et al. 2005; Dotti et al. 2007). If, however, \dot{m} is too large (high-luminosity), the inflow time at the inner edge of the disk [eqns. (3, 4)] will be small enough such that no appreciable gap is formed and the afterglow is not readily identifiable. Additionally, we see from equations (9) and (11) that the total energy released is a relatively weak function of \dot{m} , further narrowing the range of luminosities. Lastly, the mass ratio q is likely to be close to unity for a similar reason: if it is too small, the GW inspiral time is longer than the gas

inflow time and the gap is small and short-lived. This selection for large q also favors higher kick velocities, which for spinning BHs are maximized when $q = 1$ (Schnittman & Buonanno 2007; Baker et al. 2008).

4. OBSERVATIONAL POTENTIAL

Because any single merger event spends the vast majority of its lifetime in the late, IR-dominated phase corresponding to the outer disk relaxation, the average system seen today should be characterized by the double-hump spectra shown as the orange and yellow curves in Figure 2. Using the cosmological model parameters from the previous section, in Figure 5 we show a randomly selected sample of rest-frame spectra within $\sim 10^6$ years after merger. The solid curves correspond to those systems formally in the afterglow phase, when the luminosity is dominated by the dissipation from the kicked disk. For reference, the dashed curve is from a system that has already closed its central gap and radiates as a normal AGN in the inner regions. We find that, for the model parameters used above, the numbers of closed-gap and open-gap systems are roughly equal, with somewhat more closed-gap systems at low redshift, where the typical BH masses—and thus timescales—are smaller.

Closed-gap systems are essentially identical to “normal” AGN, dominated by a thermal peak in the UV from the inner disk, along with a strong IR peak due to reprocessing of the UV by a surrounding dusty torus at large distance, which could easily be confused with the IR afterglow emission from the perturbed outer disk. Thus, for identification purposes, we will focus on kicked disks where the central gap has not yet closed, so the emission is almost entirely in the IR. Due to the lack of a central engine, these systems are not likely to produce significant UV/X-ray flux or compact radio jets. Furthermore, we expect their time variability to be quite low, since most of the emission is coming from the outer regions of the disk, where the dynamical time is hundreds of years.

Restricting ourselves to this sample of open-gap disks, in Figure 6 we show the source counts in the sky over a range of observed wavelengths, plotting contours of $N(> S_\nu, \lambda_{\text{obs}})$. Also shown in Figure 6 are the 5σ flux limits from the wide-field, multi-band SWIRE and COSMOS surveys. SWIRE has a total coverage of nearly 50 deg^2 , so on the basis of Figure 6 we might expect to find ~ 10 afterglowing sources in the SWIRE field. The COSMOS survey covers a somewhat smaller area, 2 deg^2 , with sensitivity comparable to SWIRE at $24 \mu\text{m}$, but significantly better at 3.6 and $8 \mu\text{m}$, so there may again be $\sim 1 - 10$ afterglow sources detectable in its field. The GOODS survey goes considerably fainter, to $40 \mu\text{Jy}$ at $24 \mu\text{m}$, but covers an area of just 150 arcmin^2 , giving an expected number of sources of only

$\sim 0.01 - 0.1$.

In order to distinguish these afterglow signals from other ultra-luminous IR sources, we require very low flux limits from optical, UV, and X-ray observations. As an initial estimate, we might require an X-ray flux no greater than 10% of the total IR flux, corresponding to roughly $10^{-14} - 10^{-13}$ ergs/cm²/sec for the typical afterglowing source within $z \lesssim 3$. This is well within the limits of the *XMM-Newton* Large Scale Structure and the *Chandra* XBootes surveys, which together cover roughly 18 deg² of the SWIRE field. COSMOS has somewhat deeper coverage with *XMM*, as well as full *HST* coverage with ACS, so may be the preferable approach at this point.

As we can see from Figure 6, in the mid-IR, the $N(> S)$ curves scale roughly as S^{-1} , giving a larger number of high-flux sources than a uniform distribution with no cosmic evolution ($N \sim S^{-3/2}$). Thus the number of potentially confusing sources should decrease with increasing flux, yet detection will require covering an observed solid angle that increases linearly with flux. In light of these trade-offs, we believe the best discrimination potential may ultimately come from an extremely wide-field survey, even if shallow. To estimate the distance and brightness of the high-flux end of the distribution, in Figure 7 we show source-count contours as a function of redshift, finding that the majority of bright sources are indeed nearby, with $z \lesssim 1$.

Many IR/X-ray selected candidates are likely to be obscured AGN with a high Compton depth, which may be ruled out as afterglow sources by the detection of hard X-rays or compact radio jets. In addition to demonstrating a low level of X-ray flux, we may need optical spectroscopy to rule out the existence of line emission from UV excitation of the region around the AGN. This may require targeted spectroscopic observations, focusing on candidates selected with the other criteria described above.

5. DISCUSSION

We have proposed the existence of a new class of electromagnetic sources produced by the merger of two supermassive black holes and thus corresponding to some of the strongest gravitational wave signals in the observable universe. These objects are potentially observable today, long before any planned GW experiment might detect them. When surrounded by a circumbinary accretion disk, the two BHs can be driven towards merger via dynamical friction. Eventually the gravitational wave losses dominate the evolution of the binary, shrinking the orbit faster than the gas inflow time, at which point the disk decouples from the binary, leaving an open gap of extremely low-density gas and negligible direct accretion onto

the BHs. This decoupling is followed soon after by the merger of the two BHs, disrupting the gas disk by the energy and momentum losses in the gravitational waves. The perturbed, eccentric orbits then intersect, forming shocks and heating the disk, which then radiates its internal energy over a cooling time. The large optical depth in the disk ensures that however the heat is released initially, it will rapidly reach thermal equilibrium and should therefore emit primarily in the infrared over most of the afterglow’s lifetime. Furthermore, *only* systems with high optical depth will also have sufficient mass in the disk to produce significant luminosities from internal shocks. Due in part to the large optical depths of the disks, these IR afterglow signatures could last hundreds of thousands of years for typical BH masses of $M \sim 10^7 - 10^9 M_\odot$. At some point long after the merger, the inner edge of the disk will migrate in towards the central BH, forming a normal AGN and marking the end of the afterglow phase.

Folding this perturbed disk model with a cosmological merger scenario, we predict the expected event rate ($\sim 0.1/\text{yr}$) and total number counts ($\sim 10^5$) for afterglowing disks observable in the universe today. Considering only existing survey data from *Spitzer*, *XMM*, and *Chandra*, roughly 1 – 10 open-gap afterglow systems may be detectable today. However, these sources would need to be discriminated from a much larger population of deeply obscured AGN, either with hard X-ray observations or optical spectra that might rule out the existence of narrow-line regions characteristic of normal AGN. With a large fraction of their luminosity coming from the outer regions of the disk, where the dynamical time is hundreds of years, we also expect to see relatively low levels of variability in their light curves.

In addition to the observational challenges in successfully detecting and identifying these systems, there are also a number of theoretical uncertainties in the underlying afterglow model. Most critically, the properties of the gas disk (if it even exists!) at large radii will strongly affect the predicted light curves and spectra described in Section 2.4. At this point, we have relatively little understanding of AGN disks beyond $R \sim 10^4 M$, where much of the afterglow emission originates. Even if the disk reliably extends out to $R \gtrsim 10^5 M$, the gas accretion rate as well as the surface density and temperature in these regions may very well not be described by a simple α -disk model.

Although we have used a nominal accretion efficiency of $\eta = 0.1$ and a stress coefficient $\alpha = 0.1$ throughout this paper, these parameters are also uncertain, although by no more than a factor of a few. They influence our predictions in only two ways: the total energy deposited in the disk and also the radiative cooling time are proportional to $\Sigma \propto \alpha^{-4/5} \eta^{-3/5}$, so the total luminosity is independent of either parameter. The inflow time—and thus the lifetime of the afterglow phase—is proportional to α^{-1} , so uncertainty in α of order unity could vary the total number of observable sources by a similar factor. As discussed above

at the end of Section 3, the uncertainty in \dot{m} may not be too great, since strong selection effects limit the likelihood of observing either very small or very large \dot{m} . However, if the loss cone of scattering stars in the galactic center can be continuously replenished, it may be possible to shrink the BH binary sufficiently through three-body interactions alone to trigger a GW merger without a circumbinary disk. If so, there may be additional black hole mergers without enough surrounding gas to be as bright as the ones described here. At the other extreme, there may always be such a large amount of gas driving the merger that no appreciable gap is ever formed in the disk, making the afterglow very difficult to distinguish from a normal AGN.

The simple model we use for merger rates is also uncertain by at least a factor of a few, but this should only affect the overall number counts of sources, and not directly change their appearance. However, if the BH masses in any given merger are not really selected at random from the overall mass distribution function (e.g. comparable mass mergers are favored due to the shorter time from galaxy merger to BH merger), the number of afterglows will increase, since systems with large q tend to fill in their gaps more slowly. Finally, the distribution of BH spin orientations is still quite uncertain, and there may be significant evolution effects that favor aligned spins with relatively small kicks, in turn reducing the average luminosity of the afterglow population.

Of course, wherever there are theoretical uncertainties, there are great observational opportunities. If numerous IR afterglows are successfully detected and positively identified as open-gap accretion disks, we can begin to use them as observational tools to probe SMBH binary systems. Some of the important questions that may be answered are: what is the distribution of BH spins and orientations? what is the range of astrophysically relevant kick velocities? what are the merger rates, total masses, and expected mass ratios for SMBH binaries at various redshifts? how far out do accretion disks extend and what are their properties at large radii?

We would like to thank Tamara Bogdanovic, Cole Miller, Tim Heckman, and Marta Volonteri for helpful discussions and comments. We would also like to thank the anonymous referee for their close reading of the text and very constructive comments. This work was supported by the Chandra Postdoctoral Fellowship Program (JDS) and NSF grant AST-0507455 (JHK).

REFERENCES

- Artymowicz, P., & Lubow, S. H. 1994, *ApJ* 421, 651.
- Baker, J. G., Boggs, W. D., Centrella, J., Choi, D.-I., Koppitz, M., van Meter, J. R., Miller,

- M. C. 2006, ApJ 653, L93.
- Baker, J. G., Boggs, W. D., Centrella, J., Kelly, B. J., McWilliams, S. T., Miller, M. C., van Meter, J. R. 2007, ApJ 668, 1140.
- Baker, J. G., Boggs, W. D., Centrella, J., Kelly, B. J., McWilliams, S. T., Miller, M. C., van Meter, J. R. 2008, [arXiv:0802.0416].
- Bekenstein, J. D. 1973, ApJ 183, 657.
- Bogdanovic, T., Reynolds, C. S., & Miller, M. C. 2007, ApJ 661, 147.
- Bogdanovic, T., Smith, B. D., Sigurdsson, S., & Eracleous, M. 2008, ApJS 174, 455.
- Bonning, E. W., Shields, G. A., & Salviander, S. 2007, ApJ 666, L13.
- Campanelli, M., Lousto, C.O., Zlochower, Y. & Merritt, D. 2007a, ApJ 659, L5.
- Campanelli, M., Lousto, C.O., Zlochower, Y. & Merritt, D. 2007b, Phys. Rev. Lett. 98, 231102.
- Dain, S., Lousto, C. O., & Zlochower, Y. 2008, [arXiv:0803.0351].
- Dotti, M., Colpi, M., Haardt, F., & Mayer, L. 2007, MNRAS 379, 956.
- Escala, A., Larson, R. B., Coppi, P. S., Mardones, D. 2005, ApJ 630, 152.
- Fitchett, M. J. 1983, MNRAS 203, 1049.
- Gonzalez, J. A., Sperhake, U., Brüggmann, B., Hannam, M. D., & Husa, S. 2007a, Phys. Rev. Lett. 98, 091101.
- Gonzalez, J. A., Hannam, M. D., M. D., Sperhake, U., Brüggmann, B., & Husa, S. 2007b, Phys. Rev. Lett. 98, 231101.
- Gualandris, A., & Merritt, D. 2007, [arXiv:0708.0771].
- Haehnelt, M. G., & Rees, M. J. 1993, MNRAS 263, 168.
- Herrmann, F., Hinder, I., Shoemaker, D., & Laguna, P. 2007a, Class. Quant. Grav. 24, S33.
- Herrmann, F., Hinder, I., Shoemaker, D., Laguna, P., & Matzner, R. A. 2007b, ApJ 661, 430.
- Kocsis, B., Haiman, Z., & Menou, K. 2007, [arXiv:0712.1144].

- Kocsis, B. & Loeb, A. 2008, [arXiv:0803.0003]
- Krolik, J. H. 1999, *Active Galactic Nuclei* (Princeton University Press, Princeton, NJ).
- Lippai, Z., Frei, Z., & Haiman, Z. 2008, [arXiv:0801.0739].
- Loeb, A. 2007, Phys. Rev. Lett. 99, 041103.
- Lodato, G. 2008, La Revista del Nuovo Cimento 30, 293, [arXiv:0801.3848].
- MacFadyen, A., I., & Milosavljevic, M. 2008, ApJ 672, 83.
- Marconi, A., Risaliti, G., Gilli, R., Hunt, L. K., Maiolino, R., & Salvati, M. 2004, MNRAS 352, 169.
- Marronetti, P., Tichy, W., Brugmann, B., Gonzalez, J., & Sperhake, U. 2007, [arXiv:0709.2160].
- McKee, C.F. & Hollenbach, D. 1980, ARAA 18, 219
- McKinney, J. C., & Gammie, C. F. 2004, ApJ 611, 977.
- Menou, K., Haiman, Z., & Narayanan, V. K. 2001, ApJ 558, 535.
- Merloni, A. 2004, MNRAS 353, 1035.
- Merritt, D., Milosavljevic, M., Favata, M., & Hughes, S. A. 2004, ApJ 607, L9.
- Mihos, J. C., & Hernquist, L. 1994, ApJ 437, L47
- Milosavljevic, M., & Phinney, E. S. 2005, ApJ 622, L93.
- Mohayaee, R., Colin, Jacques, & Silk, J. 2008, ApJ 674, L21.
- Novikov, I. D., & Thorne, K. S. 1973, in *Black Holes*, ed. C. DeWitt & B. S. DeWitt (Gordon and Breach, New York)
- Peters, P. C. 1964, Phys. Rev. 136, 1224.
- Rhook, K. J., & Whyithe, S. B. 2005, MNRAS 361, 1145.
- Schnittman, J. D. 2004, Phys. Rev. D, 124020.
- Schnittman, J. D., & Buonanno, A. 2007, ApJ 662, L63.
- Schnittman, J. D. 2007, ApJ 667, L133.

- Sesana, A., Haardt, F., Madau, P., & Volonteri, M. 2004, ApJ 611, 623.
- Sesana, A., Volonteri, M., & Haardt, F. 2007, MNRAS 377, 1711.
- Shakura, N. I., & Sunyaev, R. A. 1973, A& A 24, 337.
- Shapiro, S. L., & Teukolsky, S. A. 1983, *Black Holes, White Dwarfs, and Neutron Stars* (Wiley-Interscience, New York).
- Shields, G. A., & Bonning, E. W. 2008, ApJ submitted [arXiv:0802.3873]
- Spergel, D. N., et al. 2007, ApJS 170, 377.
- Tichy, W., & Marronetti, P. 2007, Phys. Rev. D 76, 061502.
- Volonteri, M., Haardt, F., & Madau, P. 2003, ApJ 582, 559.
- Volonteri, M. 2007, ApJ 663, L5.

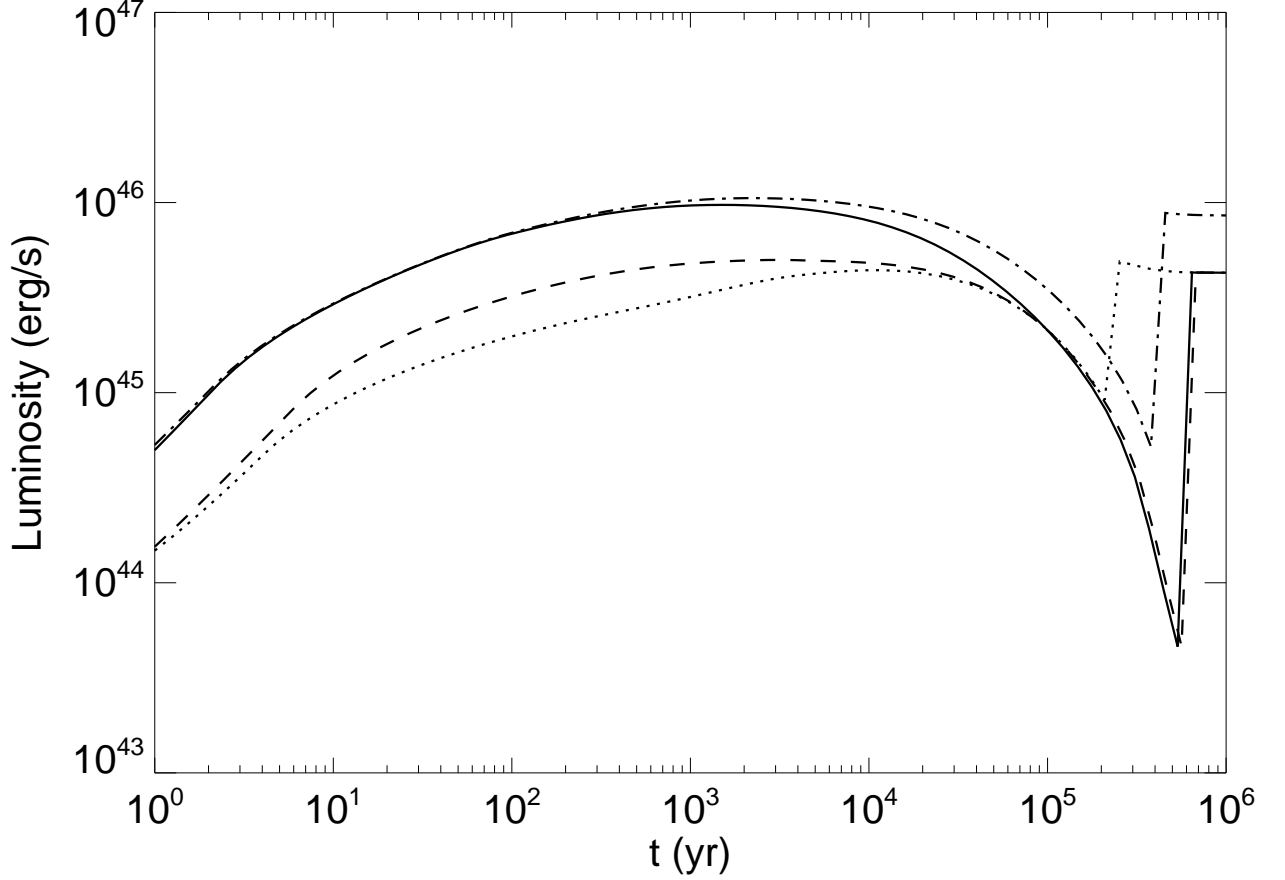


Fig. 1.— Light curves from a few different characteristic mergers. In all cases, $M = 10^8 M_\odot$, $\eta = 0.1$, and $\alpha = 0.1$. Solid line: $q = 1$, $V_{\text{kick}} = 1000$ km/s, $\dot{m} = 0.1$; Dashed line: $q = 1$, $V_{\text{kick}} = 300$ km/s, $\dot{m} = 0.1$; Dot-dashed line: $q = 1$, $V_{\text{kick}} = 1000$ km/s, $\dot{m} = 0.2$; Dotted line: $q = 0.1$, $V_{\text{kick}} = 300$ km/s, $\dot{m} = 0.1$. The step at late times is due to the gap in the disk filling in (this happens earlier for smaller mass ratios and higher accretion rates).

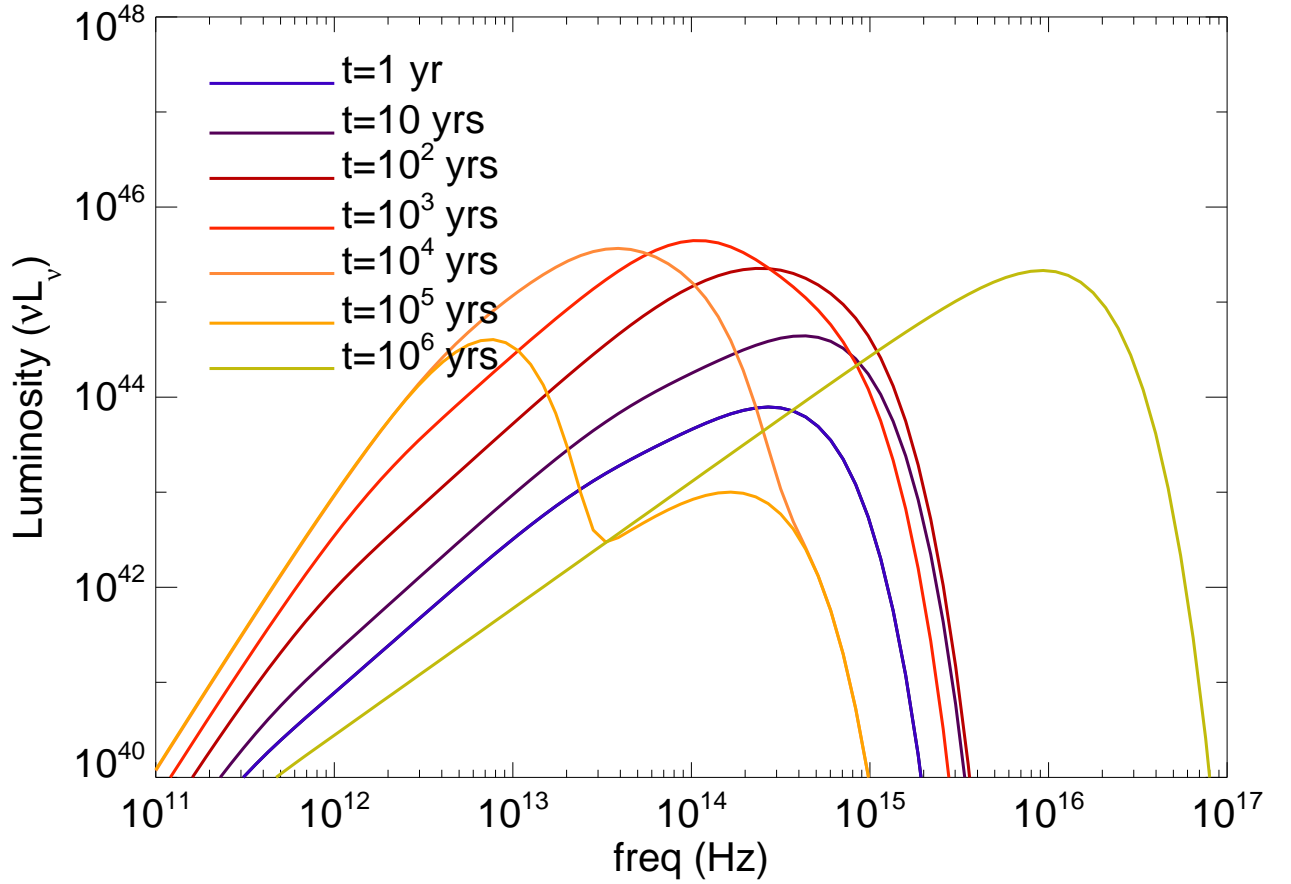


Fig. 2.— Spectra of perturbed disk at a series of different times for $M = 10^8 M_\odot$, $\dot{m} = 0.1$, $q = 1$, and $V_{\text{kick}} = 1000$ km/s. The disk brightens at early time, then reddens while dimming slightly before brightening again as the inner disk lights up.

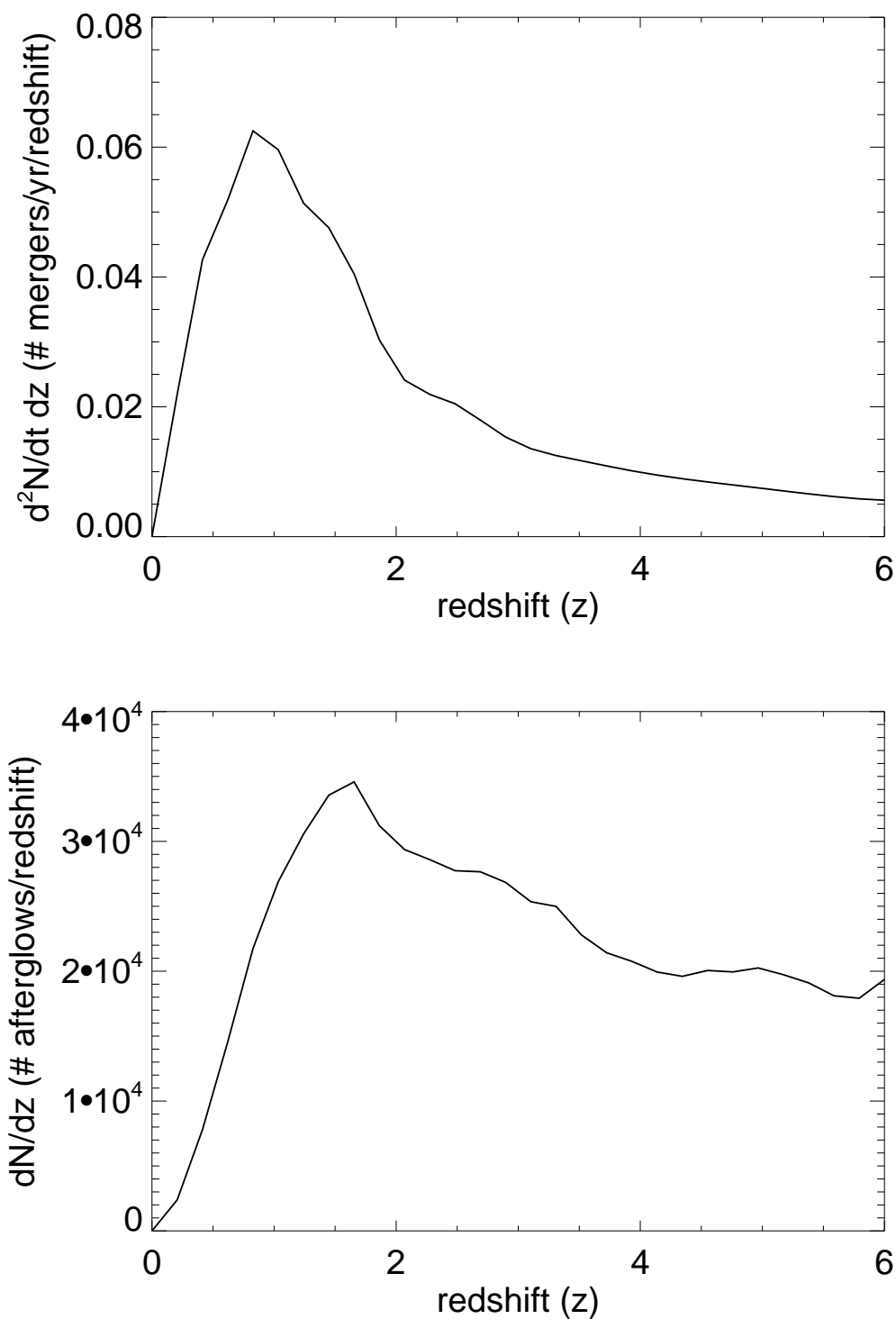


Fig. 3.— (top) Merger rate of SMBHs in observable universe per year per unit redshift, assuming each BH undergoes an average of three major mergers between $z = 6$ and $z = 0$. (bottom) Total number of potentially observable afterglows per unit redshift. An afterglowing system is one whose luminosity is dominated by the thermal relaxation of the perturbed disk and where the central gap has not yet closed.

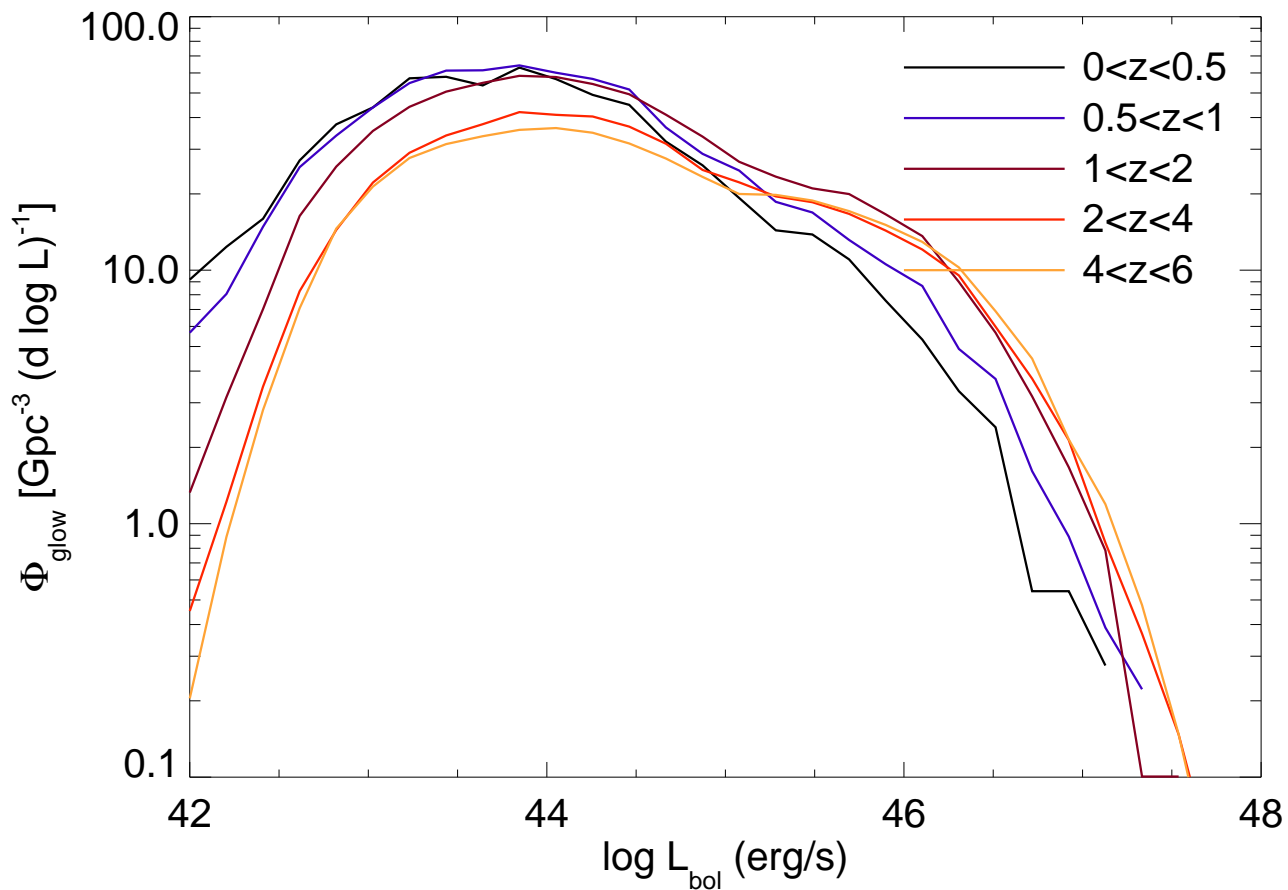


Fig. 4.— Luminosity distribution function (number per comoving volume per log luminosity) for systems in the afterglow phase at different redshifts. As the number of low-mass BHs ($M \lesssim 10^7 M_{\odot}$) increases at smaller redshifts, the distribution function shifts to slightly lower luminosities.

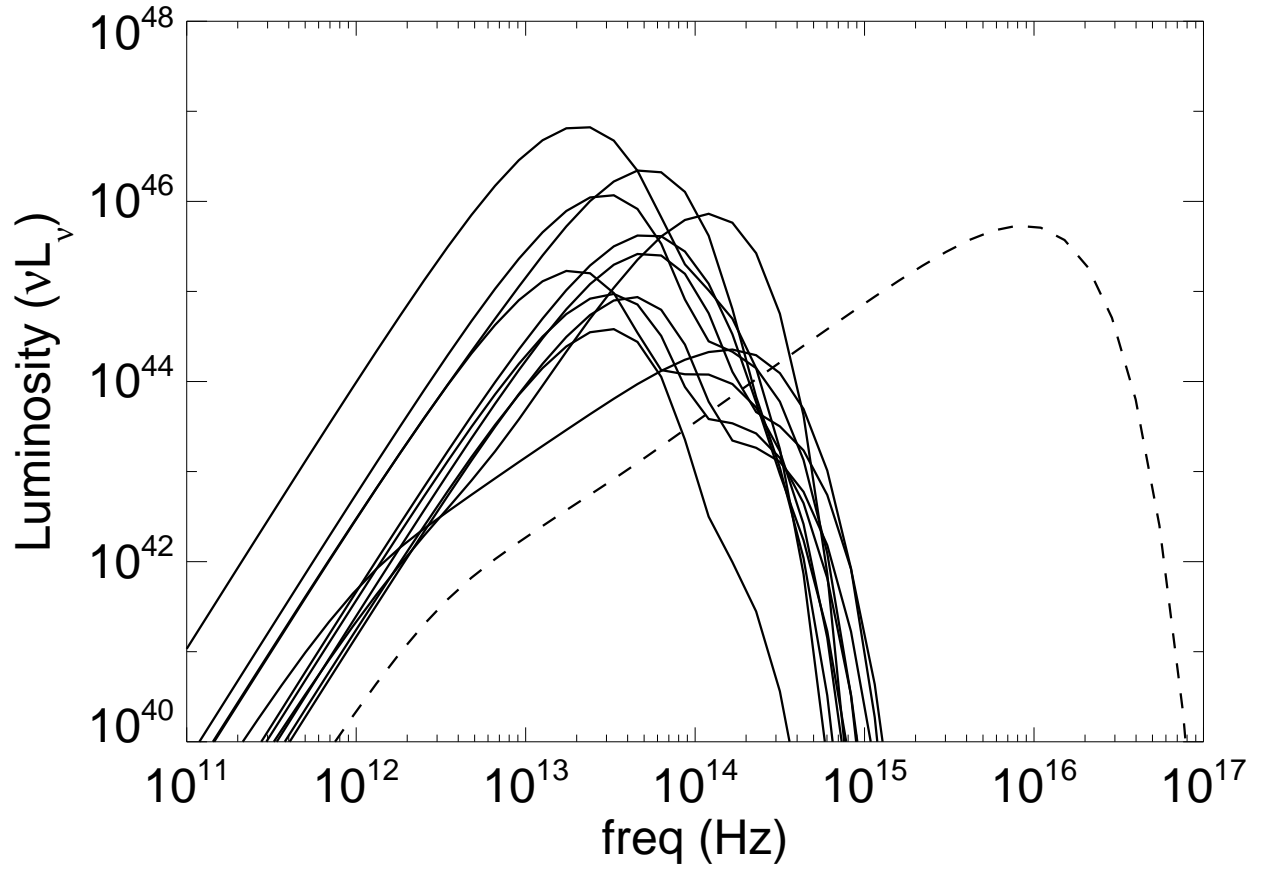


Fig. 5.— Rest-frame spectra of a sample of afterglow systems at any one time (solid curves). For reference, the dashed curve is the spectrum of a similar merger system shortly after the central gap has closed.

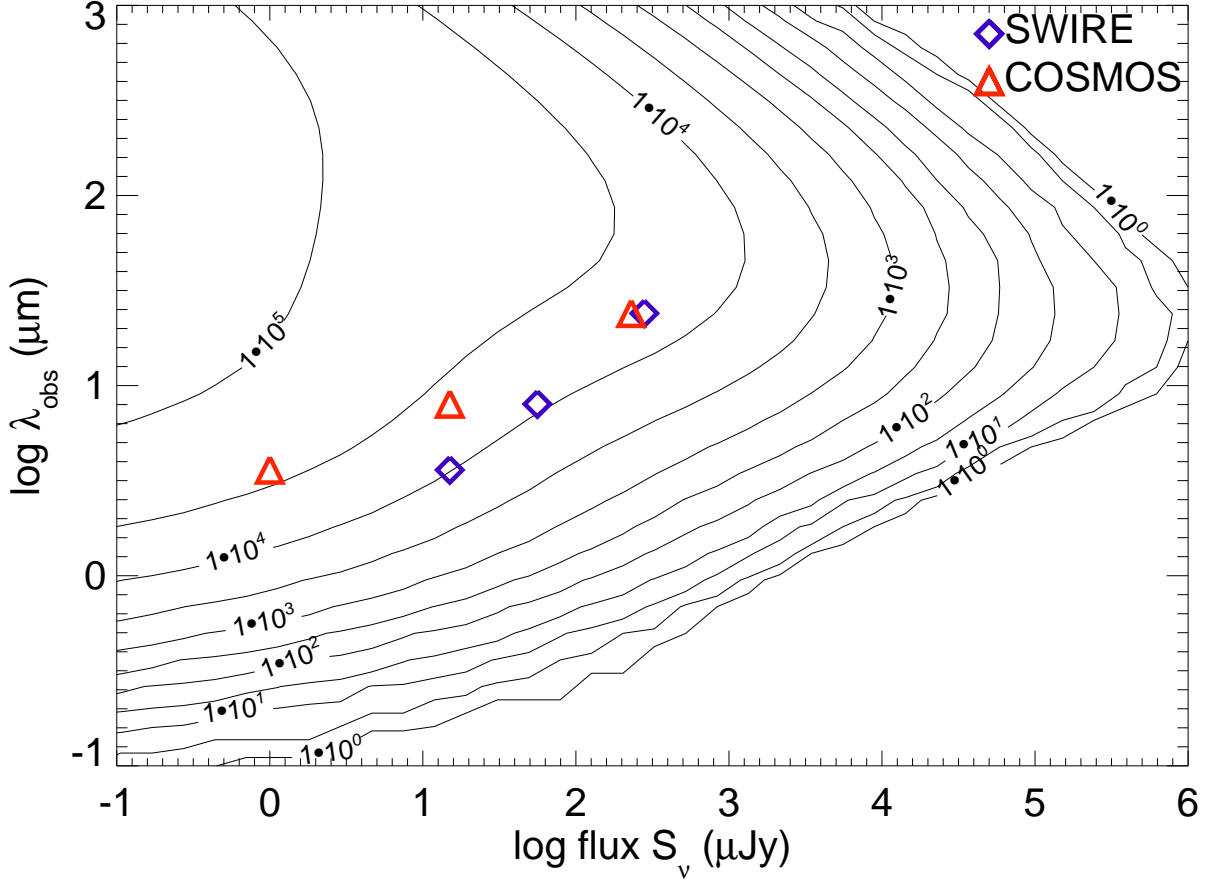


Fig. 6.— Contour plot of source counts $N(> S)$ in the entire sky as a function of observed wavelength (vertical axis) and flux (horizontal axis). Also shown are the flux limits for the SWIRE (blue diamonds) and COSMOS (red triangles) surveys. More massive systems tend to be brighter and last longer, so the $N(> S)$ relation is flatter than the standard $S^{-3/2}$ power-law for uniform source distributions.

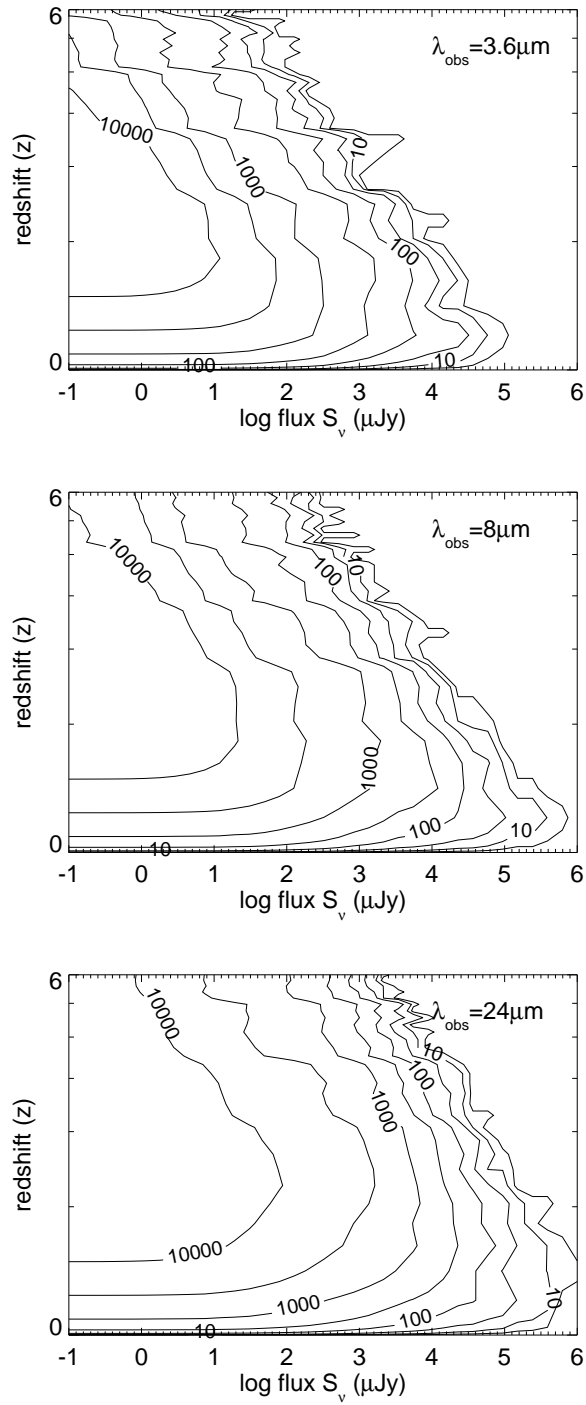


Fig. 7.— Source distribution contour plot as a function of redshift and IR flux, observed at (top to bottom) $3.6\mu\text{m}$, $8\mu\text{m}$, and $24\mu\text{m}$. The contours are measures of $N(> S)$ per unit redshift.