

Mott state in potassium-intercalated pentacene

M. F. Craciun¹, G. Giovannetti^{2,3}, S. Rogge¹, G. Brocks³, A. F. Morpurgo¹ and J. van den Brink^{2,4}

¹ *Kavli Institute of Nanoscience, Delft University of Technology, Lorentzweg 1, 2628 CJ Delft, The Netherlands*

² *Institute Lorentz for Theoretical Physics, Leiden University, Leiden, The Netherlands*

³ *Faculty of Science and Technology and MESA+ Research Institute, University of Twente, Enschede, The Netherlands*

⁴ *Institute for Molecules and Materials, Radboud University, Nijmegen, The Netherlands*

(Dated: February 6, 2020)

We investigate electronic transport through pentacene thin-films intercalated with potassium. From temperature-dependent conductivity measurements we find that potassium-intercalated pentacene shows metallic behavior in a broad range of potassium concentrations. Surprisingly, the conductivity exhibits a re-entrance into an insulating state when the potassium concentration is increased past one atom per molecule. We analyze our observations theoretically by means of electronic structure calculations, and we conclude that the phenomenon originates from a Mott metal-insulator transition, driven by electron-electron interactions.

PACS numbers: 73.61.Ph, 71.20.Tx, 71.30.+h

Pentacene (PEN) is a conjugated molecule very well-known in the field of plastic electronics for its use in high-mobility organic thin-films transistors [1, 2]. Plastic electronics applications rely on the fact that at low density of charge carriers pentacene films effectively behave as weakly doped semiconductors [3, 4, 5]. In this regime, which is studied extensively, the interactions between charge carriers can be neglected. However, the opposite regime of high carrier density has remained virtually unexplored. Since pentacene is a molecular solid with narrow bandwidth it can be expected that at high density the electron-electron interactions determine the electronic properties of the material [6], as it happens in other molecular systems. For instance, in intercalated C₆₀ crystals [7] and organic charge transfer salts, these interactions lead to the appearance of highly correlated magnetic ground states and unconventional superconductivity [8, 9].

Our goal is to investigate pentacene compounds at high carrier density –of the order of one carrier per molecule– to show that electron correlation effects are indeed crucial to understand the resulting electronic properties. To this end, we have studied electronic transport through high-quality pentacene thin-films similar to those used for the fabrication of field-effect transistors. In order to reach high densities of charge carriers we intercalate the pentacene films with potassium atoms. Similarly to the case of K_xC₆₀ [10], the potassium atoms donate their electrons to the Lowest Unoccupied Molecular Orbital (LUMO) of the pentacene molecules, enabling the control of the conductivity of the films. The choice of working with thin-films (as opposed to single crystals) is motivated by both the relevance for applications –control of doping in organic semiconductors is important for future plastic electronic devices– and by the difficulty to grow crystals of alkali-intercalated pentacene, which has so far impeded this sort of investigations.

All technical steps of our experimental investigations

including the deposition of pentacene films, potassium intercalation, and temperature-dependent transport measurements have been carried out in ultra-high vacuum (10⁻¹¹ mbar) the same way as in our previous studies of intercalated phthalocyanine films [11]. As with the phthalocyanines, the PEN films (~ 25nm thick) were thermally evaporated from a Knudsen cell onto a hydrogen-terminated silicon surface. In order to minimize the parallel conduction through the Si, we use a high resistive silicon-on-insulator (SOI) wafer as substrate. The SOI wafer consists of 2μm silicon top-layer electrically insulated by 1μm-thick SiO₂ layer buried from the Si substrate [11]. Ti/Au electrodes (10nm Ti and 50nm Au) were deposited *ex situ* on the SOI substrates, see Fig. 1b. In the experiments, potassium is intercalated by exposure to a constant flux of K atoms generated by a getter source. The K and PEN concentrations have been calibrated *ex situ*, by using the Rutherford backscattering to determine the doping ratio N_K/N_{PEN}, see Fig. 1a. The figure shows this ratio changing linearly with doping time. The conductance is measured *in situ* in a two terminal measurement configuration with a contact separation of approximately 175 μm.

The dependence of the conductivity on potassium concentration (hereafter referred to as the “doping curve”, see Fig. 1a is determined for different PEN films, as function of the ratio of K atoms to PEN molecules. The doping curves for different samples are very similar, see Fig. 1a. Upon doping, the conductivity initially increases rapidly up to a value of $\sigma \sim 100$ S/cm –in the same range as the conductivity of metallic K₃C₆₀ [12]. Upon doping further, the conductivity continues to increase more slowly, reaches a maximum at a concentration of one K per PEN and then drops sharply back to the value of the undoped PEN film. All the more than 40 films that we have investigated exhibit a similar behavior.

To understand the nature of conduction of pentacene films at high carrier density we measured the tempera-

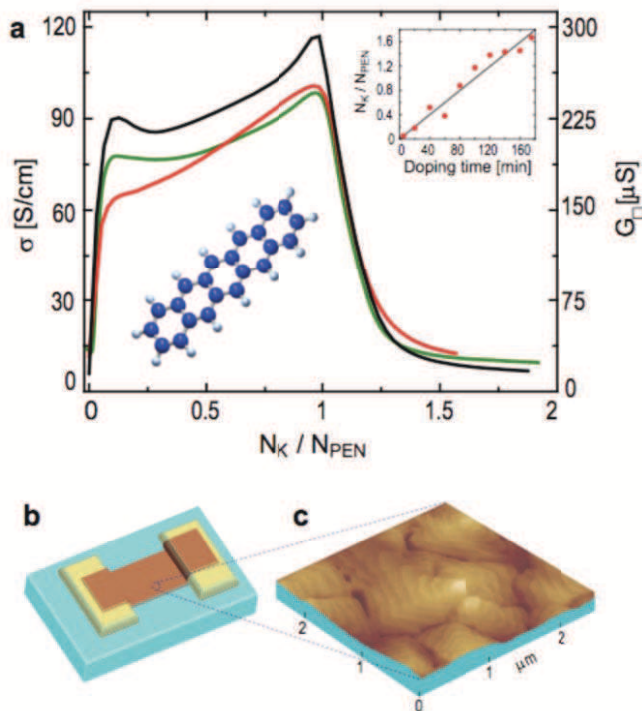


FIG. 1: (a) Conductivity σ and square conductance G_{\square} , of three different K-doped PEN films, as function of the ratio N_K/N_{PEN} ; under the curves a pentacene molecule. Inset: N_K/N_{PEN} as a function of doping time. Schematic view (b) of our set up and (c) atomic force microscopy image of a high quality undoped PEN film showing large crystalline grains.

ture dependence of the conductivity for different values of potassium concentration (see Fig. 2a. Pristine PEN films have a very low conductivity and the measured conductance of undoped films is dominated by transport through the substrate's $2 \mu\text{m}$ thick Si top-layer. The measured conductivity decreases rapidly with lowering temperature, as expected, confirming that undoped ($x=0$) pentacene films are insulating. On the contrary, in the highly conductive state –for x between 0.1 and 1 –the conductance of the films remains high down to the lowest temperature reached in the experiments ($\sim 5 \text{ K}$), indicating a metallic state. When the potassium concentration is increased beyond approximately 1 K/PEN, the conductivity again decreases rapidly with lowering temperature, indicating a re-entrance into an insulating state. The metallic and insulating nature of pentacene thin-films at different potassium concentrations is confirmed by measurements of volt-ampere characteristics (I - V curves) at 5 K. For x between 0.1 and 1 the films exhibit linear I - V characteristics (Fig. 2b, as expected for a metal. In the highly doped regime (for $x > 1$), on the contrary, the insulating state manifests itself in strongly non-linear I - V curves and virtually no current flowing at low bias (Fig. 2c. Therefore, the data clearly show that pentacene films undergo a

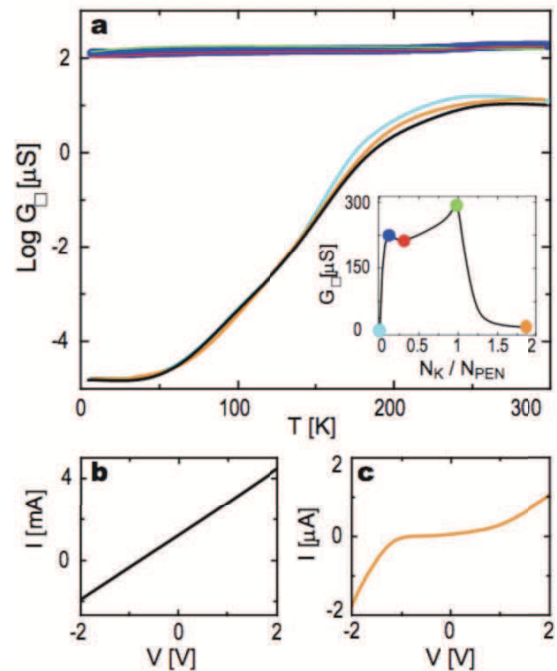


FIG. 2: Temperature dependence of the conductance of potassium intercalated pentacene films. (a) The colored dots in the inset of (a) indicate the doping level at which the temperature dependent conductivity measurements with corresponding color were performed. In black the temperature dependent conductivity of the Si substrate is shown. The low temperature (5K) I - V characteristics of K_x PEN in the (b) conducting and (c) highly-doped insulating state.

metal-insulator transition as the density of potassium is increased past one atom per molecule.

This observation, namely a sharp decrease in the conductivity starting at a carrier concentration of one electron per molecule concomitant with the re-entrance into an insulating state, has not been reported in earlier experiments on intercalated pentacene (in which the density of intercalants could not be determined [13, 14, 15, 16, 17]), nor in studies of pentacene field-effect transistors with gate electrolytes (in which a metallic state has not been observed [18]). It implies that, contrary to the case of pentacene devices used in plastic electronics, the electronic properties of pentacene films at high carrier density cannot be described in terms of non-interacting electrons. In fact, even though it is known that pentacene molecules can accept only one electron and that doubly negatively charged pentacene ions do not exist [19, 20] (i.e., in our films charge transfer from the potassium atoms saturates at 1 K/PEN), a carrier concentration of one electron per molecule corresponds to a half-filled band, and, for non-interacting electrons, should result in a metallic state. We conclude that interactions need to be invoked in order to explain our observations.

An established scenario accounting for an insulating state at half-filling driven by electron-electron interaction

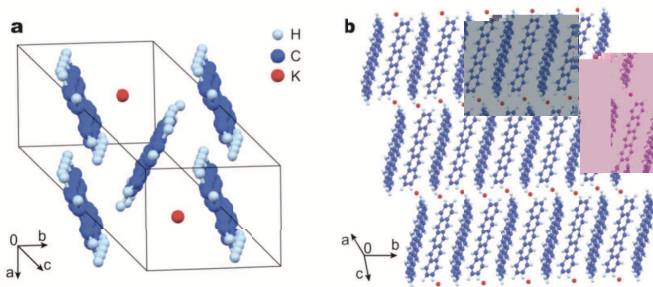


FIG. 3: Crystal structure of potassium-intercalated pentacene K_1PEN obtained from *ab initio* computational relaxation with (a) showing the herringbone of the PEN molecules and K atoms in the unit cell and (b) is a side view of the stacked layers of PEN and K, illustrating the potassium intercalation in between the molecular planes.

is that of a strongly correlated Mott insulator [9, 21]. In a Mott insulator a strong Coulomb repulsion prevents two electrons to occupy the same pentacene molecule. Since at half-filling the motion of electrons necessarily requires double occupation of molecular sites, electron transport is suppressed and the system becomes insulating. This scenario is usually modeled theoretically using a Mott-Hubbard Hamiltonian, which includes a kinetic energy term described within a tight-binding scheme, and an on-site repulsion term. The Mott state occurs when this repulsion (U) is larger than the bandwidth W (determined by the tight-binding hopping amplitudes t). In this case the half-filled band splits into a lower (completely filled) and an upper (completely empty) Hubbard band, separated by a (Mott) gap of the order of U . It is realistic for this scenario to be realized in a molecular solid such as pentacene, in which the bandwidth is expected to be small owing to the absence of covalent bonds between the molecules.

To substantiate the Mott-insulator hypothesis we have analyzed the electronic structure of the material by means of *ab initio* density functional calculations. A main difficulty in doing this is that the structural knowledge of the intercalated films is incomplete, as our ultra-high vacuum set-up is not equipped to perform *in situ* structural characterization, and *ex situ* characterization is impeded by oxidation of potassium when the sample is extracted from the vacuum system where the films are prepared. Therefore, for the electronic structure computations we take advantage of existing structural information on intercalated pentacene compounds. In particular, it is known that the herringbone arrangement of the molecules is preserved when pentacene is intercalated with iodine [22, 23, 24] or with different alkali atoms [13, 14, 15, 16, 17], and that intercalation takes place between the pentacene layers. It is also known that intercalation is accompanied by a considerable expansion of the unit cell c -axis (by an amount close to the radii of the intercalated ions) while the in-plane lattice

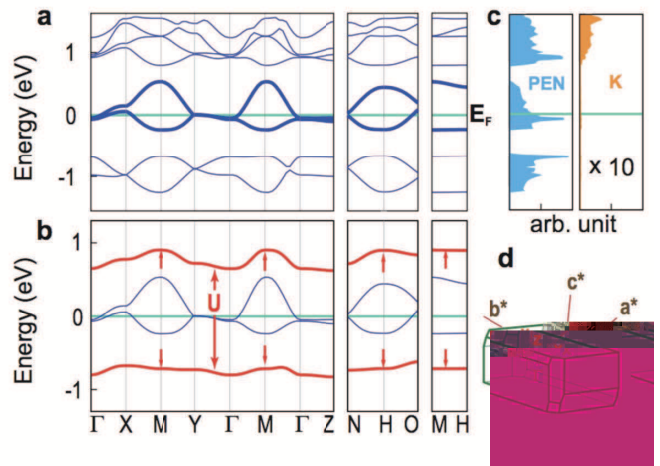


FIG. 4: Results of electronic structure calculations for K_1PEN . (a) Single-particle band-structure of calculated by density functional theory [29], with the Fermi-level E_F (green line) as the zero of energy. Valence and conduction band are indicated by the thick blue lines. (b) Carbon (blue) and potassium (orange) projected density of states. (c) Tight-binding fit to the valence and conduction band (blue thin lines) and the resulting lower and upper Hubbard band from a mean field analysis of the corresponding Hubbard Hamiltonian with $U = 1.45$ eV (red thick lines). The arrows indicate the opening of the Hubbard gap. (d) Reciprocal lattice vectors and the first Brillouin zone of K_1PEN .

parameters a and b are only minorly affected [14, 15]. For our calculations we construct the unit cell of potassium-intercalated pentacene by using this information to fix a , b and c , after which we refine the positions of the atoms by a computational relaxation procedure. For all the electronic structure calculations we used the Vienna Ab Initio simulation package (VASP), using density functional theory in the generalized gradient approximation [25, 26, 27].

The crystal structure of K_1PEN obtained by the relaxation procedure is shown in Fig. 3. As in the undoped compound there are two inequivalent PEN molecules per unit cell. We checked the reliability of the relaxation procedure on undoped pentacene and found that the calculated structure indeed corresponds to the actual, known crystal structure of the material. Intercalation changes the detailed molecular orientations in the unit cell, see Fig. 3, but larger scale superstructure formations, such as for instance molecular dimerization, are not observed. The detailed structure is available from the authors for further experimental crystallographic studies. We perform the relaxation procedure for two distinct pentacene polymorphs [28]. The conclusions on electronic bandwidths and Coulomb interactions that will be presented hereafter hold equally well for both of them.

The resulting single-particle band structure of K_1PEN is shown in Fig. 4a, together with the projected density of states on the pentacene and potassium orbitals for the polymorph associated with the relaxed structure of

Fig. 3. The Fermi energy lies in the middle of a half-filled band that is entirely of pentacene character, originating from its LUMO. The potassium derived electronic states are present only at much higher energy, demonstrating that little hybridization takes place and that the only role of the potassium atoms is to transfer electrons to the pentacene molecules. The total bandwidth is $W = 0.7$ eV and from a tight-binding fit of the band dispersion (see Fig. 4b we extract all the hopping amplitudes that enter the kinetic energy part of the Mott-Hubbard Hamiltonian. The on-site Coulomb energy is calculated using the techniques described in Ref. [6] and we obtain $U = 1.45$ eV. Very similar values for W and U are found also for the second polymorph used in our calculations, indicating that these values are rather insensitive to differences in the structure [30].

Using the results of these calculations we are now in a position to validate the Mott-state hypothesis. With a ratio $U/W \simeq 2.1$, electron-electron interactions cause the splitting of the LUMO band and the opening of a Mott gap, as shown in Fig. 4c. The gap explains the observed re-entrance to the insulating state. Note that the Mott-state scenario also explains why the insulating state is only observed for a potassium concentration of 1.1-1.2 atoms per molecule (and not at exactly one; see Fig. 1a. In fact, at exactly one potassium per pentacene molecule, non-uniformity in the *potassium* concentration—estimated to be approximately 10-20% in our films—effectively dopes the Mott insulator causing the conductivity to remain large. However, even in the presence of non-uniformity, a potassium concentration slightly larger than 1 K/PEN results in a uniform *electron* concentration exactly equal to one electron per molecule, since, as we mentioned earlier, only one electron (and not two) can be donated to each pentacene molecule [19, 20].

We conclude that temperature-dependent transport measurements and theoretical calculations consistently indicate that—at one potassium per molecule—potassium-intercalated pentacene is a strongly correlated Mott insulator, whose electronic properties are dominated by electron-electron interactions. An immediate consequence is the emergence of magnetism. Our calculations show that the magnetic interactions are dominated by a large, positive magnetic exchange $J = 4t^2/U \simeq 290$ K between electrons on nearest neighbor molecules in the same pentacene layer [33]. We predict that K₁PEN is therefore an antiferromagnet. In fact, experimental indications for the presence of antiferromagnetism in intercalated pentacene have been reported in magnetic susceptibility measurements performed in the past [32], albeit at very low temperature.

This work was supported by the Foundation for Fundamental Research on Matter (FOM), the Royal Dutch Academy of Sciences, the NWO Vernieuwingsimpuls, NanoNed and the Stichting Nationale Computerfaciliteiten. We are grateful to the FOM Institute for

Atomic and Molecular Physics (AMOLF) for the RBS analysis of our samples.

-
- [1] S. F. Nelson *et al.*, Appl. Phys. Lett. **72**, 1854 (1998).
 - [2] C. D. Dimitrakopoulos and P. R. L. Malenfant, Adv. Mater. **14**, 99 (2002).
 - [3] H. Sirringhaus *et al.*, Science **290**, 2123 (2000).
 - [4] G. H. Gelinck *et al.*, Nat. Mater. **3**, 106 (2004).
 - [5] H. Klauk *et al.*, Nature **445**, 745 (2007).
 - [6] G. Brocks, J. van den Brink, A. F. Morpurgo, Phys. Rev. Lett. **93**, 1464051 (2004).
 - [7] T. Takenobu *et al.*, Phys. Rev. Lett. **85**, 381 (2000).
 - [8] T. Ishiguro, K. Yamaji, G. Saito, *Organic Superconductors* (Springer-Verlag, Berlin) (1998).
 - [9] M. Imada, A. Fujimori, Y. Tokura, Rev. Mod. Phys. **70**, 1039 (1998).
 - [10] L. Forro and L. Mihaly, Rep. Prog. Phys. **64**, 649 (2001).
 - [11] M. F. Craciun *et al.*, Adv. Materials **18**, 320 (2006).
 - [12] T. T. M. Palstra *et al.*, Phys. Rev. Lett. **68**, 1054 (1992).
 - [13] T. Minakata, M. Ozaki, H. Imai, J. Appl. Phys. **74**, 1079 (1993).
 - [14] Y. Matsuo, S. Sasaki, S. Ikehata, Phys. Lett. A **321**, 62 (2004).
 - [15] Y. Matsuo *et al.*, J. Phys. Chem. Sol. **65**, 619 (2004).
 - [16] Y. Kaneko *et al.*, Synth. Met. **154**, 177 (2005).
 - [17] B. Fang, H. Zhou, I. Honma, Appl. Phys. Lett. **86**, 2619091 (2005).
 - [18] M. J. Panzer and C. D. Frisbie, J. Am. Chem. Soc. **127**, 6960 (2005).
 - [19] J. Szczepanski, C. Wehlburg, M. Vala, Chem. Phys. Lett. **232**, 221 (1995).
 - [20] T. M. Halasinski *et al.*, Phys. Chem. A **104**, 7484 (2000).
 - [21] R. W. Lof *et al.*, Phys. Rev. Lett. **68**, 3924 (1992).
 - [22] T. Minakata, I. Nagoya, M. Ozaki, J. Appl. Phys. **69**, 7354 (1991).
 - [23] T. Minakata, H. Imai, M. Ozaki, J. Appl. Phys. **72**, 4178 (1992).
 - [24] T. Ito *et al.*, J. Phys. Chem. Sol. **65**, 609 (2004).
 - [25] G. Kresse and J. Furthmuller, Phys. Rev. B **54**, 11169 (1996).
 - [26] J. P. Perdew *et al.*, Phys. Rev. B **46**, 6671 (1992).
 - [27] We used an integration of the Brillouin by the Monkhorst-Pack scheme with a smearing of 0.01 eV, a plane-waves basis set with a 550 eV cut-off and a 6x6x4 k -points grid.
 - [28] C. C. Mattheus *et al.*, Acta Cryst. C **57**, 939 (2001).
 - [29] The points in the Brillouin zone are $\Gamma = (0, 0, 0)$, $X = (\frac{1}{2}, 0, 0)$, $M = (\frac{1}{2}, \frac{1}{2}, 0)$, $Y = (0, \frac{1}{2}, 0)$, $Z = (0, 0, \frac{1}{2})$, $N = (0, \frac{1}{2}, \frac{1}{2})$, $H = (\frac{1}{2}, \frac{1}{2}, \frac{1}{2})$ and $O = (\frac{1}{2}, 0, \frac{1}{2})$.
 - [30] In an alternative crystal structure for intercalated pentacene, see Ref. [31], a still smaller value of the bandwidth is found, implying an even larger correlation gap.
 - [31] A. Hansson, J. Bohlin, S. Stafstrom, Phys. Rev. B **73**, 184114 (2006).
 - [32] T. Mori and S. Ikehata, J. Appl. Phys. **82**, 5670 (1997).
 - [33] This value is actually an underestimation of the Heisenberg exchange, as a nearest neighbor Coulomb interaction V enhances it by a factor $U/(U - V)$ [34].
 - [34] R. Eder, J. van den Brink, G. A. Sawatzky, Phys. Rev. B **54**, R732 (1996).